

5900 m.

MONSTER ENERGY BRITISH GRAND PRIX

Practice
Classification

6



	Rider	Nation	Team	Motorcycle	Time	Lap Total	Gap	Top Speed
1	41 Aleix ESPARGARO	SPA	Aprilia Racing	APRILIA	1'58.183	19 19		330.2
2	89 Jorge MARTIN	SPA	Prima Pramac Racing	DUCATI	1'58.854	20 21	0.671 0.671	334.3
3	33 Brad BINDER	RSA	Red Bull KTM Factory Racing	KTM	1'58.898	19 20	0.715 0.044	334.3
4	12 Maverick VIÑALES	SPA	Aprilia Racing	APRILIA	1'58.904	13 14	0.721 0.006	334.3
5	5 Johann ZARCO	FRA	Prima Pramac Racing	DUCATI	1'58.943	17 18	0.760 0.039	330.2
6	1 Francesco BAGNAIA	ITA	Ducati Lenovo Team	DUCATI	1'58.973	17 19	0.790 0.030	334.3
7	72 Marco BEZZECCHI	ITA	Mooney VR46 Racing Team	DUCATI	1'59.018	18 19	0.835 0.045	334.3
8	43 Jack MILLER	AUS	Red Bull KTM Factory Racing	KTM	1'59.201	20 21	1.018 0.183	333.3
9	10 Luca MARINI	ITA	Mooney VR46 Racing Team	DUCATI	1'59.246	19 19	1.063 0.045	335.4
10	73 Alex MARQUEZ	SPA	Gresini Racing MotoGP	DUCATI	1'59.298	21 21	1.115 0.052	331.2
11	20 Fabio QUARTARARO	FRA	Monster Energy Yamaha MotoGP	YAMAHA	1'59.425	21 21	1.242 0.127	329.2
12	21 Franco MORBIDELLI	ITA	Monster Energy Yamaha MotoGP	YAMAHA	1'59.454	20 20	1.271 0.029	329.2
13	93 Marc MARQUEZ	SPA	Repsol Honda Team	HONDA	1'59.455	19 20	1.272 0.001	333.3
14	88 Miguel OLIVEIRA	POR	CryptoDATA RNF MotoGP Team	APRILIA	1'59.665	21 21	1.482 0.210	332.3
15	23 Enea BASTIANINI	ITA	Ducati Lenovo Team	DUCATI	1'59.693	20 21	1.510 0.028	334.3
16	49 Fabio DI GIANNANTONIO	ITA	Gresini Racing MotoGP	DUCATI	1'59.714	20 21	1.531 0.021	333.3
17	25 Raul FERNANDEZ	SPA	CryptoDATA RNF MotoGP Team	APRILIA	1'59.726	19 19	1.543 0.012	329.2
18	36 Joan MIR	SPA	Repsol Honda Team	HONDA	2'00.357	18 19	2.174 0.631	329.2
19	37 Augusto FERNANDEZ	SPA	GASGAS Factory Racing Tech3	KTM	2'00.542	22 22	2.359 0.185	326.2
20	30 Takaaki NAKAGAMI	JPN	LCR Honda IDEMITSU	HONDA	2'00.623	19 20	2.440 0.081	326.2
21	44 Po ESPARGARO	SPA	GASGAS Factory Racing Tech3	KTM	2'00.809	16 17	2.626 0.186	335.4
22	27 Iker LECUONA	SPA	LCR Honda CASTROL	HONDA	2'01.122	21 22	2.939 0.313	325.3

Practice condition: Dry

Air: 17°

Humidity: 78%

Ground: 26°

Fastest Lap:	Lap: 19	Aleix ESPARGARO	1'58.183	179.7 Km/h
Best Race Lap:	2022	Alex RINS	1'59.346	177.9 Km/h
All Time Lap Record:	2022	Johann ZARCO	1'57.767	180.3 Km/h

The results are provisional until the end of the limit for protest and appeals.

Time limit for protest expires 30' after publication of the results - Time:

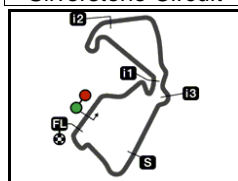
These data/results cannot be reproduced, stored and/or transmitted in whole or in part by any manner of electronic, mechanical, photocopying, recording, broadcasting or otherwise now known or herein after developed without the previous express consent by the copyright owner, except for reproduction in daily press and regular printed publications on sale to the public within 60 days of the event related to those data/results and always provided that copyright symbol appears together as follows below.

© DORNA, 2023

Official MotoGP Timing by TISSOT
www.motogp.com

Silverstone, Friday, August 04, 2023





5900 m.

MONSTER ENERGY BRITISH GRAND PRIX

Practice

Top Speed & Average

8



Rider	Nation	Motorcycle	Top 5 speeds					Average	Top
10 Luca MARINI	ITA	DUCATI	335.4	334.3	334.3	333.3	333.3	333.9	335.4
44 Pol ESPARGARO	SPA	KTM	335.4	332.3	330.2	329.2	329.2	331.3	335.4
1 Francesco BAGNAIA	ITA	DUCATI	334.3	332.3	332.3	332.3	332.3	332.7	334.3
12 Maverick VIÑALES	SPA	APRILIA	334.3	333.3	333.3	332.3	329.2	331.9	334.3
23 Enea BASTIANINI	ITA	DUCATI	334.3	334.3	334.3	333.3	333.3	333.8	334.3
33 Brad BINDER	RSA	KTM	334.3	333.3	333.3	332.3	332.3	333.1	334.3
72 Marco BEZZECCHI	ITA	DUCATI	334.3	333.3	333.3	331.2	331.2	332.4	334.3
89 Jorge MARTIN	SPA	DUCATI	334.3	334.3	334.3	332.3	331.2	332.9	334.3
43 Jack MILLER	AUS	KTM	333.3	329.2	328.2	328.2	328.2	329.2	333.3
49 Fabio DI GIANNANTONIO	ITA	DUCATI	333.3	332.3	331.2	330.2	329.2	330.7	333.3
93 Marc MARQUEZ	SPA	HONDA	333.3	331.2	330.2	330.2	329.2	330.8	333.3
88 Miguel OLIVEIRA	POR	APRILIA	332.3	331.2	331.2	331.2	331.2	331.4	332.3
73 Alex MARQUEZ	SPA	DUCATI	331.2	330.2	329.2	329.2	329.2	329.8	331.2
5 Johann ZARCO	FRA	DUCATI	330.2	330.2	330.2	330.2	330.2	330.2	330.2
41 Aleix ESPARGARO	SPA	APRILIA	330.2	330.2	329.2	329.2	329.2	329.6	330.2
20 Fabio QUARTARARO	FRA	YAMAHA	329.2	328.2	327.2	327.2	326.2	326.9	329.2
21 Franco MORBIDELLI	ITA	YAMAHA	329.2	328.2	327.2	326.2	326.2	327.2	329.2
25 Raul FERNANDEZ	SPA	APRILIA	329.2	328.2	328.2	327.2	327.2	327.8	329.2
36 Joan MIR	SPA	HONDA	329.2	329.2	329.2	328.2	327.2	328.6	329.2
30 Takaaki NAKAGAMI	JPN	HONDA	326.2	324.3	324.3	323.3	323.3	323.8	326.2
37 Augusto FERNANDEZ	SPA	KTM	326.2	325.3	325.3	325.3	324.3	324.8	326.2
27 Iker LECUONA	SPA	HONDA	325.3	325.3	325.3	325.3	325.3	325.3	325.3

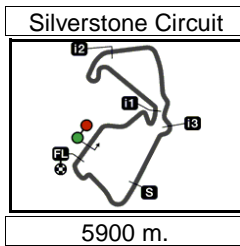
These data/results cannot be reproduced, stored and/or transmitted in whole or in part by any manner of electronic, mechanical, photocopying, recording, broadcasting or otherwise now known or herein after developed without the previous express consent by the copyright owner, except for reproduction in daily press and regular printed publications on sale to the public within 60 days of the event related to those data/results and always provided that copyright symbol appears together as follows below.

© DORNA, 2023

Official MotoGP Timing by TISSOT
www.motogp.com



Silverstone, Friday, August 04, 2023



MONSTER ENERGY BRITISH GRAND PRIX

Practice

Chronological Analysis of Performances

9

* Lap / Sector time cancelled T1 Time from finish line to 1st intermediate T3 Time from 2nd intermed. to 3rd intermed.
P Crossing the finish line in pit lane T2 Time from 1st intermed. to 2nd intermed. T4 Time from 3rd intermediate to finish line
**Tyre data subject to further updates

Lap	Lap Time	T1	T2	T3	T4	Speed	Lap	Lap Time	T1	T2	T3	T4	Speed	
1st	41	Alex ESPARGARO APRILIA SPA						Run #	2	Front Tyre Slick-Medium		Rear Tyre Slick-Medium		
		Aprilia Racing								7 Laps at start		7 Laps at start		
		Runs=5 Total laps=19		Full laps=10		Valid laps=9								
Run #	1	Front Tyre Slick-Medium		Rear Tyre Slick-Medium										
		New Tyre		New Tyre										
1	2'36.074	22.909	32.078	24.901	39.895	329.2	8	10'05.158	22.401	31.950	24.067	39.348	325.3	
2	2'07.095	28.448	31.827	24.109	42.711	325.3	9	2'01.613	28.025	30.812	23.717	39.059	326.2	
3	2'01.262 *	28.207	30.496	23.628	38.931*	328.2	10	2'00.988	27.743	30.697	23.579	38.969	327.2	
4	2'02.512	28.585	31.174	23.939	38.814	330.2	11	2'00.716	27.661	30.617	23.610	38.828	326.2	
5	2'00.422	27.703	30.347	23.657	38.715	329.2	12	2'01.097 *	27.714	30.623	23.558	39.202*	327.2	
6	2'00.755	27.729	30.570	23.674	38.782	328.2	13	2'04.351	28.003	31.399	23.990	40.959	320.4	
7	2'08.585 P	28.000	32.963	24.112	43.510	329.2	14	2'02.866 P	27.732	30.631	23.547	40.956	328.2	
Run #	2	Front Tyre Slick-Medium		Rear Tyre Slick-Medium			Run #	3	Front Tyre Slick-Soft		Rear Tyre Slick-Soft			
		7 Laps at start		7 Laps at start					New Tyre		New Tyre			
8	8'24.784	23.811	32.053	24.556	39.859	324.3	15	8'40.946	21.144	31.815	23.821	38.975	327.2	
9	2'02.753	28.424	30.985	23.980	39.364	326.2	16	1'59.753	27.539	30.276	23.276	38.662	329.2	
10	2'08.883 P	29.625	31.401	25.909	41.948	323.3	17	1'59.478	27.337	30.261	23.302	38.578	331.2	
Run #	3	Front Tyre Slick-Soft		Rear Tyre Slick-Soft			Run #	4	Front Tyre Slick-Soft		Rear Tyre Slick-Soft			
		New Tyre		New Tyre					4 Laps at start		New Tyre			
11	8'28.813	22.298	31.481	24.269	39.071	328.2	19	4'04.817 *	20.950	30.854	23.340	37.833*	332.3	
12	2'00.325	27.607	30.383	23.709	38.626	327.2	20	1'58.854	27.104	30.120	23.203	38.427	329.2	
13	1'59.694	27.515	30.370	23.435	38.374	330.2	21	2'05.170	31.961	30.723	23.622	38.864	331.2	
14	2'09.473 P	29.404	32.309	25.265	42.495	317.6								
Run #	4	Front Tyre Slick-Soft		Rear Tyre Slick-Soft			3rd	33	Brad BINDER KTM RSA					
		New Tyre		New Tyre					Red Bull KTM Factory Racing		Runs=4 Total laps=20 Full laps=13 Valid laps=12			
15	8'03.014	21.893	33.291	24.072	39.237	328.2	Run #	1	Front Tyre Slick-Medium		Rear Tyre Slick-Soft			
16	1'59.119	27.363	30.137	23.354	38.265	328.2			New Tyre		New Tyre			
17	2'06.469 P	30.077	30.679	24.207	41.506	322.3	1	2'23.240	23.231	32.939	24.876	39.774	326.2	
Run #	5	Front Tyre Slick-Soft		Rear Tyre Slick-Soft			2	2'01.871 *	28.365	31.001*	23.976	38.529	330.2	
		3 Laps at start		New Tyre			3	2'04.193	27.938	33.589	23.937	38.729	328.2	
18	5'12.927	21.420	30.622	23.756	38.784	327.2	4	1'59.889	27.599	30.307	23.442	38.541	330.2	
19	1'58.183	27.147	29.914	23.126	37.996	328.2	5	2'07.143	34.159	30.579	23.735	38.670	332.3	
2nd	89	Jorge MARTIN DUCATI SPA						6	2'00.302	27.748	30.573	23.413	38.568	334.3
		Runs=4 Total laps=21		Full laps=14		Valid laps=11	7	2'00.567	27.725	30.470	23.648	38.724	328.2	
Run #	1	Front Tyre Slick-Medium		Rear Tyre Slick-Medium			8	2'13.264 P			24.816	41.501	324.3	
		New Tyre		New Tyre			Run #	2	Front Tyre Slick-Medium		Rear Tyre Slick-Soft			
1	2'37.768	22.534	32.575	24.644	40.271	316.7			8 Laps at start		8 Laps at start			
2	2'06.034 *	28.180	31.252*	24.626	41.976	330.2	9	9'01.887	23.799	31.784	24.721	39.472	327.2	
3	2'01.290 *	27.729	30.631	23.591	39.339*	334.3	10	2'01.438	28.169	30.757	23.616	38.896	329.2	
4	2'00.237	27.579	30.494	23.558	38.606	334.3	11	2'01.354	27.774	30.599	23.537	39.444	332.3	
5	2'07.034	33.605	30.845	23.754	38.830	330.2	12	2'00.719	27.631	30.624	23.575	38.889	331.2	
6	2'09.283	27.687	36.537	25.604	39.455	323.3	13	2'07.281 P	27.739	30.569	24.605	44.368	321.4	
7	2'01.954 P	27.765	30.636	23.510	40.043	334.3	Run #	3	Front Tyre Slick-Soft		Rear Tyre Slick-Soft			
									New Tyre		New Tyre			
							14	10'15.348	24.188	31.959	24.345	38.984	331.2	
							15	1'59.680	27.372	30.278	23.426	38.604	330.2	

Fastest Lap: Alex ESPARGARO Aprilia Racing SPA 1'58.183 27.147 29.914 23.126 37.996

These data/results cannot be reproduced, stored and/or transmitted in whole or in part by any manner of electronic, mechanical, photocopying, recording, broadcasting or otherwise now known or herein after developed without the previous express consent by the copyright owner, except for reproduction in daily press and regular printed publications on sale to the public within 60 days of the event related to those data/results and always provided that copyright symbol appears together as follows below.
© DORNA, 2023



Practice

MotoGP

Lap	Lap Time	T1	T2	T3	T4	Speed	Lap	Lap Time	T1	T2	T3	T4	Speed
16	1'59.568	27.392	30.236	23.384	38.556	330.2	12	2'00.157	27.536	30.460	23.400	38.761	330.2
17	2'06.712 P	29.387	30.743	24.790	41.792	330.2	13	1'59.690	27.438	30.254	23.455	38.543	330.2
Run # 4	Front Tyre Slick-Soft		Rear Tyre Slick-Soft					Run # 5	Front Tyre Slick-Soft		Rear Tyre Slick-Soft		New Tyre
4 Laps at start				New Tyre				8 Laps at start				New Tyre	
18	5'44.989	22.179	32.397	23.603	38.378	333.3	15	5'05.577	21.252	31.245	23.870	38.774	330.2
19	1'58.898	27.368	30.115	23.211	38.204	333.3	16	2'03.734 *	27.313	31.954*	24.941	39.526	328.2
20	1'59.823	27.524	30.308	23.498	38.493	330.2	17	1'58.943	27.336	30.116	23.167	38.324	330.2
20	1'59.823	27.524	30.308	23.498	38.493	330.2	18	2'25.929	32.813	35.384	25.547	52.185	325.3

4th 12 **Maverick VIÑALES** APRILIA SPA
Aprilia Racing

Runs=4 Total laps=14 Full laps=6 Valid laps=6

Run #	1	Front Tyre	Slick-Medium	Rear Tyre	Slick-Medium	Speed
		New Tyre		New Tyre		
1	2'21.633	23.167	33.619	24.790	40.081	319.5
2	2'03.170	28.862	31.112	23.974	39.222	329.2
3	4'31.034 P	28.089	31.643	26.558*	3'04.744	311.2

Run #	2	Front Tyre	Slick-Soft	Rear Tyre	Slick-Soft	Speed
		New Tyre		New Tyre		
4	17'08.866	23.131	31.712	24.247	39.405	325.3
5	2'00.650	27.819	30.676	23.560	38.595	328.2
6	2'00.153	27.579	30.542	23.519	38.513	329.2
7	1'59.760	27.527	30.338	23.341	38.554	328.2
8	2'06.344 P	28.278	30.883	24.579	42.604	326.2

Run #	3	Front Tyre	Slick-Soft	Rear Tyre	Slick-Soft	Speed
		New Tyre		New Tyre		
9	11'43.610	22.416	32.857	23.997	38.660	332.3
10	1'59.218	27.504	30.188	23.341	38.185	334.3
11	2'04.596 P	27.413	30.374	25.301	41.508	316.7

Run #	4	Front Tyre	Slick-Soft	Rear Tyre	Slick-Soft	Speed
		3 Laps at start		New Tyre		
12	7'00.052 *	22.637	31.176*	23.712	38.497	333.3
13	1'58.904	27.304	30.213	23.221	38.166	333.3
14	2'09.141 P	29.112	31.951	24.489	43.589	324.3

5th 5 **Johann ZARCO** DUCATI FRA
Prima Pramac Racing

Runs=5 Total laps=18 Full laps=9 Valid laps=7

Run #	1	Front Tyre	Slick-Soft	Rear Tyre	Slick-Medium	Speed
		17 Laps at start		5 Laps at start		
1	2'49.578	22.483	32.953	24.496	40.013	325.3
2	2'02.186	28.006	30.921	23.803	39.456	327.2
3	2'03.669 P	28.437	30.838	23.857	40.537	328.2

Run #	2	Front Tyre	Slick-Soft	Rear Tyre	Slick-Medium	Speed
		20 Laps at start		8 Laps at start		
4	5'34.537	22.077	31.762	24.145	39.487	326.2
5	2'01.108	27.906	30.661	23.534	39.007	328.2
6	2'06.131 P	29.812	31.222	23.867	41.230	326.2

Run #	3	Front Tyre	Slick-Soft	Rear Tyre	Slick-Soft	Speed
		New Tyre		New Tyre		
7	9'03.583	22.320	32.013	24.185	39.549	327.2
8	2'00.604 *	27.979*	30.495	23.366	38.764	330.2
9	2'00.143	27.588	30.376	23.399	38.780	329.2
10	2'05.008 P	27.598	32.084	24.635	40.691	322.3

Run #	4	Front Tyre	Slick-Soft	Rear Tyre	Slick-Soft	Speed
		4 Laps at start		4 Laps at start		
11	11'44.373	21.743	31.260	23.800	39.305	328.2

Lap	Lap Time	T1	T2	T3	T4	Speed	Lap	Lap Time	T1	T2	T3	T4	Speed
12	2'00.157	27.536	30.460	23.400	38.761	330.2	12	2'00.157	27.536	30.460	23.400	38.761	330.2
13	1'59.690	27.438	30.254	23.455	38.543	330.2	13	1'59.690	27.438	30.254	23.455	38.543	330.2
14	2'05.750 P	29.297	31.479	24.473	40.501	327.2	14	2'05.750 P	29.297	31.479	24.473	40.501	327.2

6th 1 **Francesco BAGNAIA** DUCATI ITA
Ducati Lenovo Team

Runs=5 Total laps=19 Full laps=10 Valid laps=5

Run #	1	Front Tyre	Slick-Medium	Rear Tyre	Slick-Medium	Speed
		New Tyre		New Tyre		
1	2'57.908	23.866	32.395	24.752	39.524	329.2
2	2'03.828 P	28.178	31.068	24.336	40.246	325.3

Run #	2	Front Tyre	Slick-Medium	Rear Tyre	Slick-Medium	Speed
		2 Laps at start		2 Laps at start		
3	6'20.539	22.947	32.045	24.355	39.223	329.2
4	2'05.338 *	27.975	30.499	27.320*	39.544	329.2
5	2'00.529	27.773	30.382	23.771	38.603	332.3
6	2'00.084	27.522	30.360	23.583	38.619	332.3
7	2'03.599 P	27.614	31.669	24.232	40.084	331.2

Run #	3	Front Tyre	Slick-Medium	Rear Tyre	Slick-Medium	Speed
		7 Laps at start		7 Laps at start		
8	9'36.312	22.973	31.995	24.007	38.994	329.2
9	2'00.797	27.832	30.504	23.518	38.943	331.2
10	2'02.426 *	27.779	30.393	23.704	40.550*	328.2
11	2'04.915	30.023	31.373	24.099	39.420	313.0
12	2'01.393 P	27.742	30.502	23.615	39.534	330.2

Run #	4	Front Tyre	Slick-Soft	Rear Tyre	Slick-Soft	Speed
		New Tyre		New Tyre		
13	9'38.167	22.694	31.964	23.950	40.134	327.2
14	2'00.724 *	27.441	30.171	23.440	39.672*	334.3
15	2'01.180 P	27.478	30.191	23.543	39.968	328.2

Run #	5	Front Tyre	Slick-Soft	Rear Tyre	Slick-Soft	Speed
		3 Laps at start		New Tyre		
16	3'11.875	21.921	31.434	23.816	38.542	332.3
17	1'58.973	27.428	29.949	23.271	38.325	332.3
18	2'10.795 *	29.556	32.904	28.644*	39.691	328.2
19	2'04.981 *	27.557	30.199	27.226*	39.999*	325.3

Run #	1	Front Tyre	Slick-Medium	Rear Tyre	Slick-Medium	Speed
		New Tyre		New Tyre		
1	2'24.835	23.398	32.449	24.498	39.694	326.2
2	2'01.897	28.087	30.652	24.088	39.070	330.2
3	2'00.539	27.562	30.405	23.899	38.673	331.2
4	2'00.025	27.585	30.337	23.518	38.585	330.2
5	2'08.319	34.686	31.170	23.757	38.706	331.2
6	2'00.297	27.495	30.443	23.597	38.762	330.2
7	2'03.701	27.547	33.231	23.895	39.028	329.2
8	2'09.376 P	31.868	31.381	25.472	40.655	322.3

7th 72 **Marco BEZZECCHI** DUCATI ITA
Mooney VR46 Racing Team

Runs=4 Total laps=19 Full laps=13 Valid laps=12

Run #	1	Front Tyre	Slick-Medium	Rear Tyre	Slick-Medium	Speed
		New Tyre		New Tyre		
1	2'24.835	23.398	32.449	24.498	39.694	326.2
2	2'01.897	28.087	30.652	24.088	39.070	330.2
3	2'00.539	27.562	30.405	23.899	38.673	331.2
4	2'00.025	27.585	30.337	23.518	38.585	330.2
5	2'08.319	34.686	31.170	23.757	38.706	331.2
6	2'00.297	27.495	30.443	23.597	38.762	330.2
7	2'03.701	27.547	33.231	23.895	39.028	329.2
8	2'09.376 P	31.868	31.381	25.472	40.655	322.3

Fastest Lap: Aleix ESPARGARO Aprilia Racing SPA **1'58.183** 27.147 29.914 23.126 37.996

These data/results cannot be reproduced, stored and/or transmitted in whole or in part by any manner of electronic, mechanical, photocopying, recording, broadcasting or otherwise now known or herein after developed without the previous express consent by the copyright owner, except for reproduction in daily press and regular printed publications on sale to the public within 60 days of the event related to those data/results and always provided that copyright symbol appears together as follows below.
© DORNA, 2023



Practice

MotoGP

Lap	Lap Time	T1	T2	T3	T4	Speed	Lap	Lap Time	T1	T2	T3	T4	Speed
Run # 2	Front Tyre Slick-Medium	Rear Tyre Slick-Soft											
8 Laps at start													
9	8'36.178	24.616	31.438	24.047	39.471	331.2	1	2'36.304	23.946	32.186	24.878	39.833	332.3
10	2'10.219	28.010	30.506	28.858	42.845	281.2	2	2'08.758	28.611	31.637	24.130	44.380	332.3
11	2'00.185	27.595	30.327	23.693	38.570	330.2	3	2'02.334 *	28.618	30.708	23.782	39.226*	333.3
12	1'59.716	27.400	30.334	23.511	38.471	330.2	4	2'00.920	27.825	30.612	23.614	38.869	331.2
13	2'01.063 *	27.482	30.782	23.812	38.987*	329.2	5	2'00.553	27.663	30.500	23.622	38.768	335.4
14	2'00.672	27.661	30.445	23.894	38.672	329.2	6	2'00.562	27.708	30.517	23.590	38.747	334.3
15	2'04.636 P	29.094	30.947	23.966	40.629	322.3	7	2'04.990 P	29.080	31.549	24.195	40.166	328.2
Run # 3	Front Tyre Slick-Medium	Rear Tyre Slick-Soft											
New Tyre													
16	8'56.495	23.619	31.949	24.560	38.591	330.2	Run # 2	Front Tyre Slick-Medium	Rear Tyre Slick-Soft				
17	2'06.237	28.359	34.746	23.564	39.568	333.3	7 Laps at start						
18	1'59.018	27.308	30.262	23.312	38.136	334.3	8	9'20.921	23.330	32.755	26.294	41.096	321.4
19	2'01.467 P	27.404	31.122	23.704	39.237	333.3	9	2'01.996	28.146	31.038	23.900	38.912	329.2
Run # 4	Front Tyre Slick-Medium	Rear Tyre Slick-Soft											
4 Laps at start													
unfinished 25.398													

8th 43 Jack MILLER KTM AUS
 Red Bull KTM Factory Racing
 Runs=4 Total laps=21 Full laps=14 Valid laps=11

Run #	1	Front Tyre	Slick-Medium	Rear Tyre	Slick-Medium	Speed
New Tyre						
3 Laps at start						
1	2'31.685	23.516	32.297	25.312	40.184	321.4
2	2'02.468	28.178	31.004	24.053	39.233	319.5
3	2'01.597	27.922	30.603	23.882	39.190	326.2
4	2'01.573	27.866	30.690	23.879	39.138	327.2
5	2'08.283	33.813	31.367	23.853	39.250	327.2
6	2'01.114	27.759	30.654	23.726	38.975	327.2
7	2'08.995 P	32.749	31.130	23.852	41.264	327.2

Run #	2	Front Tyre	Slick-Medium	Rear Tyre	Slick-Medium	Speed
7 Laps at start						
8	9'18.524	29.018	33.386	27.127	41.039	315.7
9	2'04.615	29.969	31.259	24.045	39.342	322.3
10	2'01.225	27.723	30.826	23.674	39.002	327.2
11	2'00.792	27.695	30.634	23.502	38.961	328.2
12	2'01.293 *	27.734	30.612	23.751	39.196*	327.2
13	2'05.975 *	32.209	31.021	23.764	38.981*	329.2
14	2'02.716 P	28.018	30.556	23.748	40.394	328.2

Run #	3	Front Tyre	Slick-Soft	Rear Tyre	Slick-Soft	Speed
New Tyre						
15	7'55.395 *	22.531	32.283	25.160	42.223*	317.6
16	1'59.567	27.384	30.278	23.426	38.479	328.2
17	2'13.761 P	35.182	31.931	24.600	42.048	306.8
Run # 4	Front Tyre Slick-Soft	Rear Tyre Slick-Soft				
3 Laps at start						
18	5'47.182	22.827	31.289	24.176	38.902	328.2
19	2'02.444 *	27.368	30.288*	24.978	39.810	323.3
20	1'59.201	27.342	30.110	23.259	38.490	333.3
21	2'14.996	31.722	32.653	27.632	42.989	315.7

9th 10 Luca MARINI DUCATI ITA
 Mooney VR46 Racing Team
 Runs=4 Total laps=19 Full laps=12 Valid laps=14

Run #	3	Front Tyre	Slick-Soft	Rear Tyre	Slick-Soft	Speed
New Tyre						
12	1'59.813	23.135	32.265	25.259	39.154	330.2
13	2'00.585	27.787	30.477	23.510	38.811	333.3
14	1'59.694	27.336	30.421	23.402	38.535	333.3
15	2'08.214 P	31.768	31.335	24.372	40.739	320.4

Run #	4	Front Tyre	Slick-Soft	Rear Tyre	Slick-Soft	Speed
4 Laps at start						
16	3'08.148	22.764	31.297	23.789	39.111	329.2
17	1'59.287	27.255	30.273	23.346	38.413	334.3
18	1'59.266	27.302	30.216	23.352	38.396	333.3
19	1'59.246	27.223	30.202	23.412	38.409	332.3

10th 73 Alex MARQUEZ DUCATI SPA
 Gresini Racing MotoGP
 Runs=4 Total laps=21 Full laps=14 Valid laps=12

Run #	1	Front Tyre	Slick-Medium	Rear Tyre	Slick-Medium	Speed
New Tyre						
1	2'36.769	23.109	32.768	25.281	42.659	321.4
2	2'03.479	28.946	31.240	24.005	39.288	325.3
3	2'01.350	28.064	30.587	23.616	39.083	329.2
4	2'00.713	27.954	30.414	23.574	38.771	331.2
5	2'00.945	27.914	30.358	23.639	39.034	326.2
6	2'07.289	33.546	31.043	23.826	38.874	330.2
7	2'00.443	27.698	30.450	23.639	38.656	328.2
8	2'06.648 P	29.147	31.479	24.753	41.269	324.3

Run #	2	Front Tyre	Slick-Medium	Rear Tyre	Slick-Medium	Speed
8 Laps at start						
9	7'37.385	23.637	32.440	24.706	39.946	322.3
10	2'02.832	28.706	30.860	23.901	39.365	327.2
11	2'01.625	27.886	30.805	23.985	38.949	326.2
12	2'01.028	27.808	30.689	23.539	38.992	326.2
13	2'00.815 *	27.787	30.557	23.527	38.944*	329.2
14	2'06.789 P	29.322	31.388	23.941	42.138	326.2

Run #	3	Front Tyre	Slick-Soft	Rear Tyre	Slick-Soft	Speed
New Tyre						
15	10'49.763	22.535	31.827	24.342	39.200	325.3
16	1'59.888	27.766	30.286	23.451	38.385	326.2
17	1'59.309	27.460	30.113	23.317	38.419	325.3

Fastest Lap: Aleix ESPARGARO Aprilia Racing SPA **1'58.183** 27.147 29.914 23.126 37.996

These data/results cannot be reproduced, stored and/or transmitted in whole or in part by any manner of electronic, mechanical, photocopying, recording, broadcasting or otherwise now known or herein after developed without the previous express consent by the copyright owner, except for reproduction in daily press and regular printed publications on sale to the public within 60 days of the event related to those data/results and always provided that copyright symbol appears together as follows below.
 © DORNA, 2023



Practice

MotoGP

Lap	Lap Time	T1	T2	T3	T4	Speed
18	2'06.209 P	29.333	31.251	24.284	41.341	327.2
Run #	4	Front Tyre Slick-Soft		Rear Tyre Slick-Soft		
4 Laps at start				New Tyre		
19	4'43.646	24.880	32.650	24.996	39.741	317.6
20	1'59.090 *	27.481	30.198	23.195	38.216*	329.2
21	1'59.298	27.321	30.307	23.406	38.264	327.2

11th 20 **Fabio QUARTARARO** YAMAHA FRA
 Monster Energy Yamaha MotoGP
 Runs=4 Total laps=21 Full laps=14 Valid laps=10

Run #	1	Front Tyre	Slick-Medium	Rear Tyre	Slick-Soft	Speed
		New Tyre		New Tyre		
1	3'33.600	23.089	32.661	24.921	40.102	321.4
2	2'02.581	28.262	31.084	23.948	39.287	326.2
3	2'01.431 *	27.945	30.772	23.680	39.034*	326.2
4	2'08.383	27.822	30.664	23.740	46.157	272.7
5	2'01.292	27.853	30.791	23.726	38.922	325.3
6	2'01.127 *	27.747	30.843*	23.586	38.951	324.3
7	2'01.049	27.731	30.651	23.594	39.073	325.3
8	2'01.048	27.743	30.689	23.640	38.976	324.3
9	2'07.006 P	27.779	33.079	24.216	41.932	299.1
Run #	2	Front Tyre	Slick-Soft	Rear Tyre	Slick-Soft	
		17 Laps at start		9 Laps at start		
10	10'26.697	24.150	31.848	24.193	39.312	325.3
11	2'01.664 *	27.880	31.053	23.649	39.082*	326.2
12	2'01.084	27.740	30.731	23.609	39.004	326.2
13	2'00.975	27.751	30.682	23.618	38.924	326.2
14	2'04.016 P	27.719	30.748	23.610	41.939	318.5
Run #	3	Front Tyre	Slick-Soft	Rear Tyre	Slick-Soft	
		New Tyre		New Tyre		
15	9'27.111	25.641	31.171	23.752	39.023	326.2
16	1'59.617	27.451	30.320	23.324	38.522	327.2
17	1'59.861 *	27.446	30.403	23.402	38.610*	328.2
18	2'07.169 P	30.663	31.257	23.836	41.413	325.3
Run #	4	Front Tyre	Slick-Soft	Rear Tyre	Slick-Soft	
		4 Laps at start		New Tyre		
19	3'07.095 *	22.113	31.443*	23.959	38.951	327.2
20	2'01.263	27.356	30.188	24.834	38.885	325.3
21	1'59.425	27.446	30.156	23.311	38.512	329.2

12th 21 **Franco MORBIDELLI** YAMAHA ITA
 Monster Energy Yamaha MotoGP
 Runs=4 Total laps=20 Full laps=13 Valid laps=13

Run #	1	Front Tyre	Slick-Soft	Rear Tyre	Slick-Medium	Speed
		9 Laps at start		5 Laps at start		
1	2'30.744	23.646	34.946	25.572	40.577	315.7
2	2'03.584	28.767	31.068	24.166	39.583	323.3
3	2'02.173	28.337	30.715	23.950	39.171	326.2
4	2'01.254	27.913	30.703	23.714	38.924	329.2
5	2'01.538	27.900	30.671	23.840	39.127	327.2
6	2'01.368	27.778	30.675	23.958	38.957	323.3
7	2'01.165	27.785	30.727	23.833	38.820	326.2
8	2'01.373	27.702	30.859	23.808	39.004	322.3
9	2'14.092 P	32.215	33.671	26.042	42.164	314.8
Run #	2	Front Tyre	Slick-Soft	Rear Tyre	Slick-Soft	
		5 Laps at start		New Tyre		

Lap	Lap Time	T1	T2	T3	T4	Speed
10	10'55.745	23.416	31.901	25.243	39.375	318.5
11	2'00.885	27.912	30.622	23.654	38.697	323.3
12	2'00.495	27.746	30.541	23.547	38.661	323.3
13	2'11.775 P	31.306	33.383	25.107	41.979	319.5
Run #	3	Front Tyre	Slick-Soft	Rear Tyre	Slick-Soft	
		New Tyre		New Tyre		
14	9'58.976	21.895	31.578	24.128	38.897	322.3
15	2'00.153	27.781	30.313	23.629	38.430	324.3
16	1'59.486	27.517	30.217	23.432	38.320	326.2
17	2'05.678 P	29.416	31.763	25.194	39.305	318.5
Run #	4	Front Tyre	Slick-Soft	Rear Tyre	Slick-Soft	
		4 Laps at start		New Tyre		
18	4'14.927	24.487	32.605	24.812	38.943	322.3
19	2'05.518	28.082	31.083	27.335	39.018	328.2
20	1'59.454	27.429	30.331	23.488	38.206	325.3

13th 93 **Marc MARQUEZ** HONDA SPA
 Repsol Honda Team
 Runs=4 Total laps=20 Full laps=12 Valid laps=9

Run #	1	Front Tyre	Slick-Soft	Rear Tyre	Slick-Soft	Speed
		New Tyre		New Tyre		
1	2'32.523	24.641	33.810	26.087	41.357	306.8
2	2'04.305	29.016	31.340	24.255	39.694	324.3
3	2'02.477	28.031	30.840	23.963	39.643	327.2
4	2'01.455	27.914	30.735	23.774	39.032	329.2
5	2'04.043	28.710	32.075	24.117	39.141	324.3
6	2'10.427	27.760	37.157	24.875	40.635	317.6
7	2'01.068	27.890	30.691	23.630	38.857	330.2
8	2'12.347 P	30.091	33.116	25.546	43.594	309.4
Run #	2	Front Tyre	Slick-Soft	Rear Tyre	Slick-Soft	
		8 Laps at start		8 Laps at start		
9	9'27.620	24.722	33.016	25.343	41.379	305.0
10	2'03.687	28.704	31.526	24.204	39.253	322.3
11	2'01.146 *	27.813	30.688	23.580	39.065*	327.2
12	2'07.561 *	27.742	32.696	25.417	41.706*	312.1
13	2'01.461	27.857	30.663	23.705	39.236	331.2
14	2'10.070 P	29.693	32.283	25.356	42.738	316.7
Run #	3	Front Tyre	Slick-Soft	Rear Tyre	Slick-Soft	
		14 Laps at start		14 Laps at start		
15	7'27.701	23.730	33.021	25.334	44.288	217.3
16	2'06.755 P	28.826	31.597	24.222	42.110	326.2
Run #	4	Front Tyre	Slick-Soft	Rear Tyre	Slick-Soft	
		New Tyre		New Tyre		
17	7'53.902 *	21.687	31.544	24.257	38.697*	322.3
18	2'00.859 *	27.544	30.849*	23.739	38.727	330.2
19	1'59.455	27.327	30.147	23.434	38.547	333.3
20	2'16.836 P	31.687	33.894	26.350	44.905	281.9

14th 88 **Miguel OLIVEIRA** APRILIA POR
 CryptoDATA RNF MotoGP Team
 Runs=4 Total laps=21 Full laps=14 Valid laps=10

Run #	1	Front Tyre	Slick-Medium	Rear Tyre	Slick-Soft	Speed
		New Tyre		New Tyre		
1	2'42.497	23.780	32.490	24.746	40.179	325.3
2	2'02.100 *	28.503	30.662	23.960*	38.975	330.2
3	2'01.834 *	28.638	30.519	23.716	38.961*	331.2

Fastest Lap: Aleix ESPARGARO Aprilia Racing SPA **1'58.183** 27.147 29.914 23.126 37.996

These data/results cannot be reproduced, stored and/or transmitted in whole or in part by any manner of electronic, mechanical, photocopying, recording, broadcasting or otherwise now known or herein after developed without the previous express consent by the copyright owner, except for reproduction in daily press and regular printed publications on sale to the public within 60 days of the event related to those data/results and always provided that copyright symbol appears together as follows below.
 © DORNA, 2023



Practice

MotoGP

Lap	Lap Time	T1	T2	T3	T4	Speed	Lap	Lap Time	T1	T2	T3	T4	Speed	
4	2'01.464	28.155	30.865	23.841	38.603	331.2	20	1'59.693	27.557	30.301	23.421	38.414	331.2	
5	2'00.145	27.629	30.460	23.573	38.483	331.2	21	2'11.281 P	27.562	33.379	25.174	45.166	330.2	
6	2'00.482	27.786	30.424	23.644	38.628	328.2	16th 49 Fabio DI GIANNANTONI DUCATI ITA							
7	2'04.736 P	28.605	31.064	24.032	41.035	321.4	Gresini Racing MotoGP							
Run # 2		Front Tyre Slick-Medium		Rear Tyre Slick-Soft		Runs=4 Total laps=21 Full laps=13 Valid laps=12								
		7 Laps at start		7 Laps at start										
8	7'05.505	23.391	31.508	24.035	39.193	328.2	Run # 1	Front Tyre Slick-Medium	Rear Tyre Slick-Soft					
9	2'00.737	27.921	30.501	23.648	38.667	328.2	New Tyre		New Tyre					
10	2'00.368	27.697	30.417	23.489	38.765	328.2	1	2'30.312	23.369	33.731	25.575	40.451	318.5	
11	2'00.710	27.734	30.436	23.601	38.939	328.2	2	2'02.685	28.439	30.869	24.144	39.233	326.2	
12	2'06.197 *	27.701	30.525	28.537*	39.434	327.2	3	2'04.916	27.725	30.490	27.192	39.509	329.2	
13	2'03.457 P	27.753	30.433	24.026	41.245	326.2	4	2'01.184	27.889	30.498	23.860	38.937	331.2	
Run # 3		Front Tyre Slick-Soft		Rear Tyre Slick-Soft										
		New Tyre		New Tyre										
14	11'09.062	23.633	31.606	24.517	38.899	327.2	5	2'01.023	27.780	30.588	23.759	38.896	332.3	
15	1'59.724	27.659	30.248	23.490	38.327	330.2	6	2'01.034	27.684	30.685	23.788	38.877	333.3	
16	1'59.848	27.600	30.083	23.706	38.459	331.2	7	2'03.681 P	27.873	30.836	23.735	41.237	324.3	
17	2'06.148 P	29.572	31.765	24.257	40.554	329.2	Run # 2		Front Tyre Slick-Soft		Rear Tyre Slick-Soft			
		4 Laps at start		New Tyre										
18	5'30.833	23.106	31.160	23.965	38.636	329.2	17 Laps at start		7 Laps at start					
19	2'04.037 *	27.466	33.546*	24.211	38.814	329.2	8	13'05.773	22.848	32.002	24.741	39.927	322.3	
20	2'01.121	27.324	30.130	24.733	38.934	328.2	9	2'02.735	28.341	30.933	24.137	39.324	320.4	
21	1'59.665	27.274	30.320	23.638	38.433	332.3	10	2'01.344	27.946	30.760	23.783	38.855	329.2	
Run # 4		Front Tyre Slick-Soft		Rear Tyre Slick-Soft										
		4 Laps at start		New Tyre										
18	5'30.833	23.106	31.160	23.965	38.636	329.2	11	2'01.142	27.827	30.601	23.702	39.012	329.2	
19	2'04.037 *	27.466	33.546*	24.211	38.814	329.2	12	2'01.520	27.828	30.755	23.880	39.057	326.2	
20	2'01.121	27.324	30.130	24.733	38.934	328.2	13	2'03.796 P	27.780	30.700	23.791	41.525	326.2	
21	1'59.665	27.274	30.320	23.638	38.433	332.3	Run # 3		Front Tyre Slick-Soft		Rear Tyre Slick-Soft			
		New Tyre		New Tyre										
14	6'40.846	23.285	31.983	24.508	39.273	326.2	New Tyre		New Tyre					
15	2'00.738	27.870	30.522	23.693	38.653	327.2	14	6'40.846	23.285	31.983	24.508	39.273	326.2	
16	2'00.099	27.592	30.256	23.654	38.597	330.2	15	2'00.738	27.870	30.522	23.693	38.653	327.2	
17	2'09.196 P	32.469	31.306	24.196	41.225	321.4	16	2'00.099	27.592	30.256	23.654	38.597	330.2	
Run # 4		Front Tyre Slick-Soft		Rear Tyre Slick-Soft										
		4 Laps at start		New Tyre										
18	4'32.079	22.619	31.445	24.395	39.082	326.2	Run # 4		Front Tyre Slick-Soft		Rear Tyre Slick-Soft			
19	2'00.778 *	27.560	30.728*	23.749	38.741	328.2	4 Laps at start		New Tyre					
20	1'59.714	27.432	30.310	23.555	38.417	328.2	18	4'32.079	22.619	31.445	24.395	39.082	326.2	
21	2'16.400 P	36.371	32.109	25.147	42.773	327.2	19	2'00.778 *	27.560	30.728*	23.749	38.741	328.2	
Run # 2		Front Tyre Slick-Medium		Rear Tyre Slick-Medium										
		8 Laps at start		8 Laps at start										
9	11'28.196	22.940	31.888	24.283	40.547	328.2	20	1'59.714	27.432	30.310	23.555	38.417	328.2	
10	2'04.443 *	28.088	33.299*	23.977	39.079	333.3	21	2'16.400 P	36.371	32.109	25.147	42.773	327.2	
11	2'05.780 *	27.962	30.777	26.704	40.337*	326.2	Run # 4		Front Tyre Slick-Soft		Rear Tyre Slick-Soft			
12	2'01.341	27.923	30.764	23.685	38.969	330.2	4 Laps at start		New Tyre					
13	2'08.696	29.922	30.975	27.387	40.412	319.5	18	4'32.079	22.619	31.445	24.395	39.082	326.2	
14	2'04.266 P	28.540	30.935	24.097	40.694	330.2	19	2'00.778 *	27.560	30.728*	23.749	38.741	328.2	
Run # 3		Front Tyre Slick-Soft		Rear Tyre Slick-Soft										
		New Tyre		New Tyre										
15	7'52.271	23.094	31.908	24.091	39.077	330.2	20	1'59.714	27.432	30.310	23.555	38.417	328.2	
16	2'00.808	27.854	30.626	23.613	38.715	330.2	21	2'16.400 P	36.371	32.109	25.147	42.773	327.2	
17	2'03.670 P	27.710	30.490	24.951	40.519	332.3	Run # 4		Front Tyre Slick-Soft		Rear Tyre Slick-Soft			
		3 Laps at start		New Tyre										
18	3'53.107	22.815	31.960	23.997	38.734	330.2	4 Laps at start		New Tyre					
19	2'00.807 *	27.527	30.951*	23.660	38.669	330.2	18	4'32.079	22.619	31.445	24.395	39.082	326.2	

Fastest Lap: Aleix ESPARGARO Aprilia Racing SPA **1'58.183** 27.147 29.914 23.126 37.996

These data/results cannot be reproduced, stored and/or transmitted in whole or in part by any manner of electronic, mechanical, photocopying, recording, broadcasting or otherwise now known or herein after developed without the previous express consent by the copyright owner, except for reproduction in daily press and regular printed publications on sale to the public within 60 days of the event related to those data/results and always provided that copyright symbol appears together as follows below.
© DORNA, 2023



Practice

MotoGP

Lap	Lap Time	T1	T2	T3	T4	Speed	Lap	Lap Time	T1	T2	T3	T4	Speed	
Run # 3	Front Tyre Slick-Soft	Rear Tyre Slick-Soft		New Tyre		New Tyre		9	2'13.828 P	35.430	32.747	24.849	40.802	317.6
13	10'46.682	23.219	31.785	24.799	39.490	325.3	Run # 2	Front Tyre Slick-Medium	Rear Tyre Slick-Medium		9 Laps at start		9 Laps at start	
14	2'00.671	27.838	30.557	23.724	38.552	327.2	10	8'19.521	23.946	32.801	24.989	40.153	319.5	
15	1'59.914	27.596	30.323	23.466	38.529	328.2	11	2'03.119	28.392	31.220	24.055	39.452	324.3	
16	2'16.329 P	35.940	31.907	27.338	41.144	321.4	12	2'02.620	28.019	31.217	24.046	39.338	323.3	

18th 36 **Joan MIR** HONDA SPA
 Repsol Honda Team
 Runs=4 Total laps=19 Full laps=11 Valid laps=11

Run #	Front Tyre	Slick-Medium	Rear Tyre	Slick-Medium	Speed	
1	2'32.800	22.978	33.871	26.001	41.405	297.5
2	2'04.506	29.080	31.266	24.366	39.794	314.8
3	2'02.443	28.096	30.746	24.137	39.464	325.3
4	2'02.279	28.205	30.850	24.000	39.224	328.2
5	2'01.986	28.036	30.947	23.883	39.120	329.2
6	2'13.497 P	29.825	35.331	24.782	43.559	321.4
7	9'04.319	22.576	31.926	24.375	39.817	326.2
8	2'03.828	28.444	31.536	24.162	39.686	324.3
9	2'02.801	28.171	31.250	24.008	39.372	325.3
10	2'01.990	27.994	30.848	23.877	39.271	326.2
11	2'13.287 P	28.018	35.055	24.987	45.227	311.2
12	10'22.416	22.655	31.552	23.929	39.221	327.2
13	2'01.275	27.802	30.646	23.778	39.049	326.2
14	2'01.054	27.741	30.625	23.763	38.925	325.3
15	2'13.918 P	31.693	31.892	24.382	45.951	329.2
16	7'16.062	21.762	34.092	24.223	39.278	324.3
17	2'08.956	31.448	32.707	24.906	39.895	306.8
18	2'00.357	27.601	30.514	23.578	38.664	329.2
19	2'18.349 P	36.059	31.430	25.887	44.973	306.8

19th 37 **Augusto FERNANDEZ** KTM SPA
 GASGAS Factory Racing Tech3
 Runs=4 Total laps=22 Full laps=15 Valid laps=13

Run #	Front Tyre	Slick-Medium	Rear Tyre	Slick-Medium	Speed	
1	2'34.136	25.124	35.813	27.219	41.935	289.5
2	2'10.377	30.037	34.033	25.501	40.806	317.6
3	2'04.828 *	29.025	31.410	24.489	39.904*	320.4
4	2'02.850	28.293	31.143	24.095	39.319	325.3
5	2'02.755	28.038	30.888	24.354	39.475	324.3
6	2'02.130	28.121	30.868	23.865	39.276	324.3
7	2'02.035	28.007	30.862	23.941	39.225	324.3
8	2'01.954	27.848	30.898	23.873	39.335	323.3

20th 30 **Takaaki NAKAGAMI** HONDA JPN
 LCR Honda IDEMITSU
 Runs=4 Total laps=20 Full laps=13 Valid laps=11

Run #	Front Tyre	Slick-Soft	Rear Tyre	Slick-Soft	Speed	
20	3'44.862 *	23.765	32.117*	24.151	39.136	324.3
21	2'00.737	27.768	30.499	23.656	38.814	325.3
22	2'00.542	27.664	30.498	23.592	38.788	326.2
1	2'35.925	25.198	34.130	25.943	41.360	304.2
2	2'06.246	29.684	31.879	24.543	40.140	309.4
3	2'02.004 *	28.227	30.786	23.898	39.093*	323.3
4	2'01.061	27.874	30.591	23.693	38.903	326.2
5	2'17.279 P	31.459	36.517	27.249	42.054	318.5
6	6'31.770	24.813	33.955	24.979	40.354	313.0
7	2'03.762	28.545	31.676	24.157	39.384	321.4
8	2'02.028	28.047	30.886	24.016	39.079	323.3
9	2'01.451	27.946	30.701	23.708	39.096	323.3
10	2'01.900	27.977	30.827	23.815	39.281	322.3
11	2'01.473	27.912	30.739	23.761	39.061	323.3
12	2'15.539 P	34.770	34.539	24.879	41.351	305.9

Run # 3 Front Tyre Slick-Soft Rear Tyre Slick-Soft
 New Tyre New Tyre
 13 12'20.833 23.568 33.624 24.665 39.813 323.3
 14 **2'03.840** 28.492 31.350 24.808 39.190 323.3
 15 **2'01.130** 27.706 30.625 23.714 39.085 322.3
 16 2'10.907 P 33.784 32.613 24.397 40.113 313.9

Run #	Front Tyre	Slick-Soft	Rear Tyre	Slick-Soft	Speed	
17	6'17.131	24.719	34.622	24.924	39.754	321.4
18	2'02.171 *	28.301	31.012*	23.972	38.886	324.3
19	2'00.623	27.731	30.509	23.549	38.834	324.3
20	2'08.767	27.700	30.546	23.767	46.754	309.4

Fastest Lap: Aleix ESPARGARO Aprilia Racing SPA **1'58.183** 27.147 29.914 23.126 37.996

These data/results cannot be reproduced, stored and/or transmitted in whole or in part by any manner of electronic, mechanical, photocopying, recording, broadcasting or otherwise now known or herein after developed without the previous express consent by the copyright owner, except for reproduction in daily press and regular printed publications on sale to the public within 60 days of the event related to those data/results and always provided that copyright symbol appears together as follows below.
 © DORNA, 2023



Practice

MotoGP

Lap	Lap Time	T1	T2	T3	T4	Speed	Lap	Lap Time	T1	T2	T3	T4	Speed				
21st	44	Poi ESPARGARO					KTM	SPA	18	2'01.396	27.902	30.810	23.648	39.036	324.3		
		GASGAS Factory Racing Tech3							19	2'05.324	P 27.956	31.857	24.211	41.300	319.5		
		Runs=4		Total laps=17		Full laps=10		Valid laps=7		Run # 4		Front Tyre Slick-Soft		Rear Tyre Slick-Soft			
		New Tyre		New Tyre		4 Laps at start		New Tyre		20	3'27.651	*	23.193	31.456	25.305	38.289*	324.3
		1	2'33.242	24.899	35.486	26.179	42.256	298.3	21	2'01.122	27.771	30.640	23.724	38.987	325.3		
		2	2'05.207	*	29.128	31.515	24.673	39.891*	326.2	22	2'01.191	27.834	30.662	23.717	38.978	325.3	
		3	2'07.482	*	28.418	33.134	24.684	41.246*	264.0								
4	2'06.970	28.512	32.410	24.592	41.456	260.2											
5	2'03.007	28.370	30.990	24.109	39.538	330.2											
6	2'02.469	28.168	30.973	24.052	39.276	329.2											
7	2'08.858	P 28.094	30.956	24.044	45.764	332.3											
Run # 2	Front Tyre Slick-Medium		Rear Tyre Slick-Medium		7 Laps at start		7 Laps at start										
	8	11'03.810	*	22.683	33.351	25.283	39.718*	317.6									
	9	2'07.018	P 28.913	32.355	24.977	40.773	315.7										
Run # 3	Front Tyre Slick-Medium		Rear Tyre Slick-Soft		New Tyre		New Tyre										
	10	12'36.116	21.993	32.483	24.820	40.022	324.3										
	11	2'05.282	28.377	31.249	25.375	40.281	326.2										
	12	2'02.347	28.100	30.920	24.070	39.257	329.2										
	13	2'07.929	P 30.196	33.006	25.155	39.572	314.8										
Run # 4	Front Tyre Slick-Soft		Rear Tyre Slick-Soft		New Tyre		New Tyre										
	14	7'09.278	*	22.456	31.725	24.320	39.007*	320.4									
	15	2'08.883	31.087	32.972	24.799	40.025	310.3										
	16	2'00.809	27.710	30.471	23.586	39.042	335.4										
	17	2'40.558	*	49.202	35.824	33.206*	42.326*	295.0									

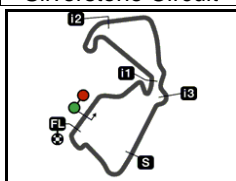
22nd	27	Iker LECUONA					HONDA	SPA	
		LCR Honda CASTROL							
		Runs=4		Total laps=22		Full laps=15		Valid laps=14	
		New Tyre		New Tyre		7 Laps at start		7 Laps at start	
		1	2'23.684	23.102	32.679	24.833	40.026	320.4	
		2	2'03.394	28.444	31.239	24.156	39.555	324.3	
		3	2'02.741	28.214	31.101	23.962	39.464	314.8	
4	2'02.227	28.176	30.933	23.917	39.201	325.3			
5	2'02.532	28.159	31.003	24.037	39.333	324.3			
6	2'02.481	28.232	31.075	23.815	39.359	325.3			
7	2'04.436	P 28.002	32.225	24.184	40.025	325.3			
Run # 2	Front Tyre Slick-Medium		Rear Tyre Slick-Soft		7 Laps at start		7 Laps at start		
	8	9'38.554	23.167	31.782	24.466	39.681	322.3		
	9	2'02.773	28.304	30.986	24.014	39.469	323.3		
	10	2'02.733	28.182	31.061	23.922	39.568	323.3		
	11	2'03.014	28.210	31.096	24.182	39.526	322.3		
	12	2'04.843	*	29.409	31.240	24.223	39.971*	323.3	
	13	2'03.419	28.344	31.279	24.220	39.576	324.3		
	14	2'03.387	28.325	31.265	24.130	39.667	323.3		
	15	2'05.386	P 28.283	31.297	24.288	41.518	311.2		
	Run # 3	Front Tyre Slick-Soft		Rear Tyre Slick-Soft		New Tyre		New Tyre	
16		7'54.267	25.981	32.296	24.363	43.346	321.4		
17		2'01.419	27.996	30.678	23.774	38.971	325.3		

Fastest Lap: Aleix ESPARGARO Aprilia Racing SPA **1'58.183** 27.147 29.914 23.126 37.996

These data/results cannot be reproduced, stored and/or transmitted in whole or in part by any manner of electronic, mechanical, photocopying, recording, broadcasting or otherwise now known or herein after developed without the previous express consent by the copyright owner, except for reproduction in daily press and regular printed publications on sale to the public within 60 days of the event related to those data/results and always provided that copyright symbol appears together as follows below.
© DORNA, 2023



Silverstone Circuit



5900 m.

Results and timing service provided by TISSOT

MONSTER ENERGY BRITISH GRAND PRIX**Practice****Best Partial Times****MotoGP™***IT* Ideal Lap Time, sum of the best partial times*BT* Best Lap Time

T1		T2		T3		T4				<i>IT</i>	<i>BT</i>	
<i>Pos</i>	<i>Rider</i>	<i>Time</i>	<i>Rider</i>	<i>Time</i>	<i>Rider</i>	<i>Time</i>	<i>Rider</i>	<i>Time</i>	<i>Pos</i>	<i>Rider</i>		
1	J.MARTIN	27.104	A.ESPARGARO	29.914	A.ESPARGARO	23.126	A.ESPARGARO	37.996	1	A.ESPARGAR	1'58.183	1'58.183 (1)
2	A.ESPARGARO	27.147	F.BAGNAIA	29.949	J.ZARCO	23.167	M.BEZZECCHI	38.136	2	J.MARTIN	1'58.854	1'58.854 (2)
3	L.MARINI	27.223	M.OLIVEIRA	30.083	A.MARQUEZ	23.195	M.VIÑALES	38.166	3	M.VIÑALES	1'58.879	1'58.904 (4)
4	M.OLIVEIRA	27.274	J.MILLER	30.110	J.MARTIN	23.203	B.BINDER	38.204	4	A.MARQUEZ	1'58.893	1'59.298 (10)
5	M.VIÑALES	27.304	A.MARQUEZ	30.113	B.BINDER	23.211	F.MORBIDELLI	38.206	5	B.BINDER	1'58.898	1'58.898 (3)
6	M.BEZZECCHI	27.308	B.BINDER	30.115	M.VIÑALES	23.221	A.MARQUEZ	38.264	6	J.ZARCO	1'58.920	1'58.943 (5)
7	J.ZARCO	27.313	J.ZARCO	30.116	J.MILLER	23.259	R.FERNANDEZ	38.323	7	F.BAGNAIA	1'58.973	1'58.973 (6)
8	A.MARQUEZ	27.321	J.MARTIN	30.120	F.BAGNAIA	23.271	J.ZARCO	38.324	8	M.BEZZECCHI	1'59.018	1'59.018 (7)
9	M.MARQUEZ	27.327	M.MARQUEZ	30.147	F.QUARTARARO	23.311	F.BAGNAIA	38.325	9	L.MARINI	1'59.167	1'59.246 (9)
10	J.MILLER	27.342	F.QUARTARARO	30.156	M.BEZZECCHI	23.312	M.OLIVEIRA	38.327	10	M.OLIVEIRA	1'59.173	1'59.665 (14)
11	F.QUARTARARO	27.356	M.VIÑALES	30.188	L.MARINI	23.346	L.MARINI	38.396	11	J.MILLER	1'59.190	1'59.201 (8)
12	B.BINDER	27.368	L.MARINI	30.202	E.BASTIANINI	23.421	E.BASTIANINI	38.414	12	F.MORBIDELLI	1'59.284	1'59.454 (12)
13	F.BAGNAIA	27.428	F.MORBIDELLI	30.217	F.MORBIDELLI	23.432	F.DI GIANNANTO	38.417	13	F.QUARTARAR	1'59.335	1'59.425 (11)
14	F.MORBIDELLI	27.429	R.FERNANDEZ	30.220	M.MARQUEZ	23.434	J.MARTIN	38.427	14	M.MARQUEZ	1'59.455	1'59.455 (13)
15	F.DI GIANNANTO	27.432	F.DI GIANNANTO	30.256	R.FERNANDEZ	23.466	J.MILLER	38.479	15	R.FERNANDEZ	1'59.459	1'59.726 (17)
16	R.FERNANDEZ	27.450	M.BEZZECCHI	30.262	M.OLIVEIRA	23.489	F.QUARTARARO	38.512	16	F.DI GIANNAN	1'59.660	1'59.714 (16)
17	E.BASTIANINI	27.527	E.BASTIANINI	30.301	T.NAKAGAMI	23.549	M.MARQUEZ	38.547	17	E.BASTIANINI	1'59.663	1'59.693 (15)
18	J.MIR	27.601	P.ESPARGARO	30.471	F.DI GIANNANTO	23.555	J.MIR	38.664	18	J.MIR	2'00.357	2'00.357 (18)
19	A.FERNANDEZ	27.664	A.FERNANDEZ	30.498	J.MIR	23.578	A.FERNANDEZ	38.788	19	A.FERNANDEZ	2'00.542	2'00.542 (19)
20	T.NAKAGAMI	27.700	T.NAKAGAMI	30.509	P.ESPARGARO	23.586	T.NAKAGAMI	38.834	20	T.NAKAGAMI	2'00.592	2'00.623 (20)
21	P.ESPARGARO	27.710	J.MIR	30.514	A.FERNANDEZ	23.592	I.LECUONA	38.971	21	P.ESPARGAR	2'00.809	2'00.809 (21)
22	I.LECUONA	27.771	I.LECUONA	30.640	I.LECUONA	23.648	P.ESPARGARO	39.042	22	I.LECUONA	2'01.030	2'01.122 (22)

These data/results cannot be reproduced, stored and/or transmitted in whole or in part by any manner of electronic, mechanical, photocopying, recording, broadcasting or otherwise now known or herein after developed without the previous express consent by the copyright owner, except for reproduction in daily press and regular printed publications on sale to the public within 60 days of the event related to those data/results and always provided that copyright symbol appears together as follows below.


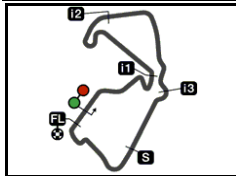
© DORNA, 2023

Official MotoGP Timing by TISSOT

www.motogp.com




Silverstone Circuit

Results and timing service provided by **MotoGP™**

5900 m.

MONSTER ENERGY BRITISH GRAND PRIX**Practice****Fastest Laps Sequence**

<i>Practice Time</i>	 <i>Rider</i>	<i>Nation</i>	<i>Motorcycle</i>	<i>Time</i>	<i>Km/h</i>	<i>Rider's Lap</i>
4'24.803	12 Maverick VIÑALES	SPA	APRILIA	2'03.170	172.4	2
4'26.732	72 Marco BEZZECCHI	ITA	DUCATI	2'01.897	174.2	2
6'27.271	72 Marco BEZZECCHI	ITA	DUCATI	2'00.539	176.2	3
8'27.296	72 Marco BEZZECCHI	ITA	DUCATI	2'00.025	176.9	4
8'29.193	33 Brad BINDER	RSA	KTM	1'59.889	177.1	4
31'35.287	72 Marco BEZZECCHI	ITA	DUCATI	1'59.716	177.4	12
40'01.957	41 Aleix ESPARGARO	SPA	APRILIA	1'59.694	177.4	13
46'18.176	33 Brad BINDER	RSA	KTM	1'59.680	177.4	15
46'25.817	43 Jack MILLER	AUS	KTM	1'59.567	177.6	16
47'54.438	12 Maverick VIÑALES	SPA	APRILIA	1'59.218	178.1	10
50'43.408	72 Marco BEZZECCHI	ITA	DUCATI	1'59.018	178.4	18
56'08.587	1 Francesco BAGNAIA	ITA	DUCATI	1'58.973	178.5	17
58'08.343	33 Brad BINDER	RSA	KTM	1'58.898	178.6	19
58'11.269	89 Jorge MARTIN	SPA	DUCATI	1'58.854	178.7	20
1:01'31.142	41 Aleix ESPARGARO	SPA	APRILIA	1'58.183	179.7	19

These data/results cannot be reproduced, stored and/or transmitted in whole or in part by any manner of electronic, mechanical, photocopying, recording, broadcasting or otherwise now known or herein after developed without the previous express consent by the copyright owner, except for reproduction in daily press and regular printed publications on sale to the public within 60 days of the event related to those data/results and always provided that copyright symbol appears together as follows below.

© DORNA, 2023

Official MotoGP Timing by TISSOT
www.motogp.com

Silverstone, Friday, August 04, 2023

