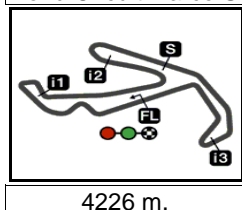


GRAN PREMIO RED BULL DI SAN MARINO E DELLA RIVIERA


Practice

Classification

6



4226 m.

	Rider	Nation	Team	Motorcycle	Time	Lap	Total	Gap	Top Speed
1	72 Marco BEZZECCHI	ITA	Mooney VR46 Racing Team	DUCATI	1'30.846	26	26		300.8
2	12 Maverick VIÑALES	SPA	Aprilia Racing	APRILIA	1'30.972	20	24	0.126 0.126	298.3
3	26 Dani PEDROSA	SPA	Red Bull KTM Factory Racing	KTM	1'31.101	26	27	0.255 0.129	303.3
4	89 Jorge MARTIN	SPA	Prima Pramac Racing	DUCATI	1'31.177	28	28	0.331 0.076	298.3
5	10 Luca MARINI	ITA	Mooney VR46 Racing Team	DUCATI	1'31.187	28	28	0.341 0.010	298.3
6	93 Marc MARQUEZ	SPA	Repsol Honda Team	HONDA	1'31.217	26	27	0.371 0.030	297.5
7	1 Francesco BAGNAIA	ITA	Ducati Lenovo Team	DUCATI	1'31.220	24	24	0.374 0.003	298.3
8	73 Alex MARQUEZ	SPA	Gresini Racing MotoGP	DUCATI	1'31.247	24	25	0.401 0.027	295.0
9	33 Brad BINDER	RSA	Red Bull KTM Factory Racing	KTM	1'31.256	26	26	0.410 0.009	300.8
10	25 Raul FERNANDEZ	SPA	CryptoDATA RNF MotoGP Team	APRILIA	1'31.536	25	26	0.690 0.280	297.5
11	44 PoI ESPARGARO	SPA	GASGAS Factory Racing Tech3	KTM	1'31.560	17	18	0.714 0.024	300.0
12	41 Aleix ESPARGARO	SPA	Aprilia Racing	APRILIA	1'31.619	22	24	0.773 0.059	298.3
13	20 Fabio QUARTARARO	FRA	Monster Energy Yamaha MotoGP	YAMAHA	1'31.644	22	26	0.798 0.025	295.0
14	21 Franco MORBIDELLI	ITA	Monster Energy Yamaha MotoGP	YAMAHA	1'31.710	23	24	0.864 0.066	295.0
15	6 Stefan BRADL	GER	HRC Team	HONDA	1'31.715	25	26	0.869 0.005	296.7
16	51 Michele PIRRO	ITA	Aruba.it Racing	DUCATI	1'31.743	19	24	0.897 0.028	295.8
17	43 Jack MILLER	AUS	Red Bull KTM Factory Racing	KTM	1'31.781	26	26	0.935 0.038	297.5
18	5 Johann ZARCO	FRA	Prima Pramac Racing	DUCATI	1'31.785	20	25	0.939 0.004	297.5
19	49 Fabio DI GIANNANTONIO	ITA	Gresini Racing MotoGP	DUCATI	1'31.821	25	25	0.975 0.036	294.2
20	30 Takaaki NAKAGAMI	JPN	LCR Honda IDEMITSU	HONDA	1'32.107	22	27	1.261 0.286	295.8
21	36 Joan MIR	SPA	Repsol Honda Team	HONDA	1'32.141	25	25	1.295 0.034	297.5
22	88 Miguel OLIVEIRA	POR	CryptoDATA RNF MotoGP Team	APRILIA	1'32.354	7	27	1.508 0.213	299.1
23	37 Augusto FERNANDEZ	SPA	GASGAS Factory Racing Tech3	KTM	1'32.613	19	26	1.767 0.259	292.6
Not qualified (Out 105%)					1'35.388				
	7 Takumi TAKAHASHI	JPN	LCR Honda CASTROL	HONDA	1'35.886	27	27	5.040 3.273	291.1

Practice condition: Dry

Air: 30°

Humidity: 51%

Ground: 44°

Fastest Lap:	Lap: 26	Marco BEZZECCHI	1'30.846	167.4 Km/h
Best Race Lap:	2022	Enea BASTIANINI	1'31.868	165.6 Km/h
All Time Lap Record:	2023	Marco BEZZECCHI	1'30.846	167.4 Km/h

The results are provisional until the end of the limit for protest and appeals.

Time limit for protest expires 30' after publication of the results - Time:

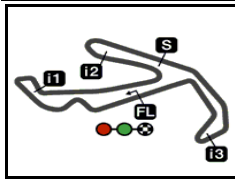
These data/results cannot be reproduced, stored and/or transmitted in whole or in part by any manner of electronic, mechanical, photocopying, recording, broadcasting or otherwise now known or herein after developed without the previous express consent by the copyright owner, except for reproduction in daily press and regular printed publications on sale to the public within 60 days of the event related to those data/results and always provided that copyright symbol appears together as follows below.

© DORNA, 2023

Official MotoGP Timing by TISSOT
www.motogp.com



Misano Adriatico, Friday, September 08, 2023



4226 m.

GRAN PREMIO RED BULL DI SAN MARINO E DELLA RIVIERA

Practice

Top Speed & Average

8



Rider	Nation	Motorcycle	Top 5 speeds					Average	Top
26 Dani PEDROSA	SPA	KTM	303.3	302.5	302.5	301.6	301.6	302.2	303.3
33 Brad BINDER	RSA	KTM	300.8	300.0	299.1	298.3	297.5	298.5	300.8
72 Marco BEZZECCHI	ITA	DUCATI	300.8	299.1	299.1	298.3	298.3	299.0	300.8
44 Pol ESPARGARO	SPA	KTM	300.0	298.3	297.5	296.7	296.7	297.5	300.0
88 Miguel OLIVEIRA	POR	APRILIA	299.1	299.1	299.1	297.5	297.5	298.2	299.1
1 Francesco BAGNAIA	ITA	DUCATI	298.3	297.5	297.5	296.7	296.7	297.0	298.3
10 Luca MARINI	ITA	DUCATI	298.3	297.5	296.7	296.7	295.8	296.8	298.3
12 Maverick VIÑALES	SPA	APRILIA	298.3	298.3	298.3	298.3	297.5	298.0	298.3
41 Aleix ESPARGARO	SPA	APRILIA	298.3	297.5	296.7	295.8	295.8	296.8	298.3
89 Jorge MARTIN	SPA	DUCATI	298.3	297.5	297.5	297.5	296.7	297.3	298.3
5 Johann ZARCO	FRA	DUCATI	297.5	297.5	296.7	295.8	295.8	296.7	297.5
25 Raul FERNANDEZ	SPA	APRILIA	297.5	296.7	296.7	295.8	295.0	296.1	297.5
36 Joan MIR	SPA	HONDA	297.5	296.7	295.8	295.8	295.0	296.2	297.5
43 Jack MILLER	AUS	KTM	297.5	296.7	295.8	295.8	295.8	296.1	297.5
93 Marc MARQUEZ	SPA	HONDA	297.5	297.5	296.7	295.8	295.8	296.5	297.5
6 Stefan BRADL	GER	HONDA	296.7	296.7	295.8	295.0	295.0	295.8	296.7
30 Takaaki NAKAGAMI	JPN	HONDA	295.8	295.8	295.0	295.0	295.0	295.3	295.8
51 Michele PIRRO	ITA	DUCATI	295.8	295.8	295.8	294.2	293.4	294.5	295.8
20 Fabio QUARTARARO	FRA	YAMAHA	295.0	295.0	295.0	294.2	294.2	294.5	295.0
21 Franco MORBIDELLI	ITA	YAMAHA	295.0	293.4	292.6	292.6	292.6	293.1	295.0
73 Alex MARQUEZ	SPA	DUCATI	295.0	295.0	295.0	295.0	294.2	294.7	295.0
49 Fabio DI GIANNANTONIO	ITA	DUCATI	294.2	292.6	291.8	291.8	291.8	292.2	294.2
37 Augusto FERNANDEZ	SPA	KTM	292.6	292.6	291.8	291.8	291.8	292.0	292.6
7 Takumi TAKAHASHI	JPN	HONDA	291.1	290.3	289.5	289.5	288.7	289.3	291.1

These data/results cannot be reproduced, stored and/or transmitted in whole or in part by any manner of electronic, mechanical, photocopying, recording, broadcasting or otherwise now known or herein after developed without the previous express consent by the copyright owner, except for reproduction in daily press and regular printed publications on sale to the public within 60 days of the event related to those data/results and always provided that copyright symbol appears together as follows below.

© DORNA, 2023

Official MotoGP Timing by TISSOT
www.motogp.com



Misano Adriatico, Friday, September 08, 2023

GRAN PREMIO RED BULL DI SAN MARINO E DELLA RIVIERA

Practice

Chronological Analysis of Performances

9

* Lap / Sector time cancelled

T1 Time from finish line to 1st intermediate

T3 Time from 2nd intermed. to 3rd intermed.

P Crossing the finish line in pit lane

T2 Time from 1st intermed. to 2nd intermed.

T4 Time from 3rd intermediate to finish line

**Tyre data subject to further updates

Lap	Lap Time	T1	T2	T3	T4	Speed	Lap	Lap Time	T1	T2	T3	T4	Speed	
1st	72	Marco BEZZECCHI		DUCATI		ITA	3	1'32.684	26.168	20.635	25.090	20.791	294.2	
		Mooney VR46 Racing Team					4	1'32.110	25.818	20.555	24.984	20.753	295.8	
		Runs=4	Total laps=26	Full laps=19	Valid laps=17		5	1'31.794	25.714	20.493	24.841	20.746	296.7	
Run #	1	Front Tyre	Slick-Hard	Rear Tyre	Slick-Medium		6	1'36.447	27.214	22.145	25.969	21.119	291.8	
		New Tyre		New Tyre			7	1'29.098 P	25.819	20.592	25.164	17.523	295.8	
Run #	2	Front Tyre	Slick-Hard	Rear Tyre	Slick-Medium		8	1'43.467	34.954	21.579	25.729	21.205	292.6	
		8 Laps at start		7 Laps at start			9	1'32.488	26.031	20.598	25.062	20.797	294.2	
Run #	1	2'02.416	34.721	22.945	26.629	22.101	289.5	10	1'32.029	25.715	20.718	24.899	20.697	296.7
Run #	2	1'34.445	26.742	21.048	25.498	21.157	294.2	11	1'31.966	25.746	20.689	24.824	20.707	298.3
Run #	3	1'33.192	26.133	20.780	25.324	20.955	298.3	12	1'31.874	25.797	20.519	24.925	20.633	295.8
Run #	4	1'33.552	26.609	20.826	25.326	20.791	299.1	13	1'33.078 P	25.804	23.218	26.773	17.283	283.4
Run #	5	1'32.524	26.042	20.577	25.164	20.741	298.3	Run #	3	Front Tyre	Slick-Soft	Rear Tyre	Slick-Soft	
Run #	6	1'31.785	25.739	20.465	24.876	20.705	294.2			New Tyre		New Tyre		
Run #	7	1'31.924	25.787	20.435	25.075	20.627	297.5	14	1'42.985	34.698	21.482	25.773	21.032	295.0
Run #	8	1'33.935 P	29.622*	21.893	26.010	16.410	292.6	15	1'32.064	25.965	20.464	24.978	20.657	298.3
Run #	2	Front Tyre	Slick-Hard	Rear Tyre	Slick-Soft		16	1'31.654	25.762	20.420	24.887	20.585	297.5	
		8 Laps at start		New Tyre			17	1'33.246 P	27.913	20.813	25.420*	19.100	294.2	
Run #	1	1'48.565	37.012	23.083	26.854	21.616	289.5	Run #	4	Front Tyre	Slick-Hard	Rear Tyre	Slick-Soft	
Run #	2	1'32.834	26.054	20.738	25.143	20.899	293.4			New Tyre		New Tyre		
Run #	3	1'31.813	25.881	20.390	24.901	20.641	294.2	18	1'40.975	34.032	20.941	25.204	20.798	296.7
Run #	4	1'31.902	25.702	20.397	25.120	20.683	292.6	19	1'31.733	25.827	20.532	24.832	20.542	297.5
Run #	5	1'36.003	28.765	20.704	25.465	21.069	295.0	20	1'30.972	25.522	20.285	24.670	20.495	298.3
Run #	6	1'32.252	25.983	20.403	25.205	20.661	295.0	21	1'32.955 P	29.771*	20.866	25.540	16.778	295.0
Run #	7	1'32.591	25.906	20.577	25.402	20.706	295.8	Run #	5	Front Tyre	Slick-Hard	Rear Tyre	Slick-Soft	
Run #	8	1'32.071	25.831	20.481	25.152	20.607	295.0			4 Laps at start		New Tyre		
Run #	9	1'37.387 P	31.031*	20.968	26.854*	18.534	274.1	22	2'00.562 *	46.343	21.684	30.792	21.743*	126.4
Run #	3	Front Tyre	Slick-Hard	Rear Tyre	Slick-Soft		23	1'32.228 *	26.132	20.445	24.973	20.678*	297.5	
		New Tyre		New Tyre			24	1'33.917	25.588	22.581	25.197	20.551	298.3	
Run #	1	1'46.409 *	34.132	24.304	26.196*	21.777	292.6	Run #	1	Front Tyre	Slick-Medium	Rear Tyre	Slick-Medium	
Run #	2	1'32.250	26.130	20.417	25.026	20.677	298.3			22 Laps at start		22 Laps at start		
Run #	3	1'31.388	25.745	20.278	24.847	20.518	297.5	1	1'55.371	34.346	22.591	27.027	21.930	292.6
Run #	4	1'31.431	25.748	20.204	24.898	20.581	294.2	2	1'35.826	27.053	21.141	26.360	21.272	297.5
Run #	5	1'34.387 P	31.010	20.838	25.782*	16.757	294.2	3	1'34.029	26.541	20.793	25.713	20.982	299.1
Run #	4	Front Tyre	Slick-Hard	Rear Tyre	Slick-Soft		4	1'32.788	26.157	20.506	25.398	20.727	299.1	
		5 Laps at start		New Tyre			5	1'32.451	26.000	20.480	25.315	20.656	300.0	
Run #	1	1'42.616	33.990	21.344	26.318	20.964	291.1	6	1'30.279 P	26.910	20.947	26.084	16.338	297.5
Run #	2	1'31.729 *	25.727	20.313	24.820	20.869*	297.5	Run #	2	Front Tyre	Slick-Hard	Rear Tyre	Slick-Medium	
Run #	3	1'31.002 *	25.697	20.198	24.709	20.398*	299.1			New Tyre		New Tyre		
Run #	4	1'30.846	25.610	20.226	24.608	20.402	300.8	7	1'45.059	34.494	22.094	26.858	21.613	297.5
Run #	2	Front Tyre	Slick-Hard	Rear Tyre	Slick-Medium									
		New Tyre		New Tyre										
Run #	1	2'29.987	34.323	21.899	26.845	21.971	291.1							
Run #	2	1'34.129	26.823	20.887	25.304	21.115	295.8							

Fastest Lap: Marco BEZZECCHI Mooney VR46 Racing ITA **1'30.846** 25.610 20.226 24.608 20.402

These data/results cannot be reproduced, stored and/or transmitted in whole or in part by any manner of electronic, mechanical, photocopying, recording, broadcasting or otherwise now known or herein after developed without the previous express consent by the copyright owner, except for reproduction in daily press and regular printed publications on sale to the public within 60 days of the event related to those data/results and always provided that copyright symbol appears together as follows below.
© DORNA, 2023

Practice

MotoGP

Lap	Lap Time	T1	T2	T3	T4	Speed	Lap	Lap Time	T1	T2	T3	T4	Speed
8	1'34.416	26.659	20.976	25.769	21.012	301.6	20	1'34.818 P	29.136*	21.659	26.452	17.571	291.8
9	1'32.660	26.037	20.510	25.368	20.745	301.6	Run # 4 Front Tyre Slick-Hard Rear Tyre Slick-Soft						
10	1'32.254 *	25.823	20.426	25.341*	20.664	302.5	New Tyre New Tyre						
11	1'31.872	25.782	20.399	25.207	20.484	302.5	21	1'43.392 *	35.012	21.422	25.822*	21.136	294.2
12	1'31.526	25.708	20.341	25.042	20.435	300.8	22	1'34.015 *	27.435*	20.640	25.255	20.685	294.2
13	1'33.984	27.035	20.625	25.486	20.838	300.8	23	1'33.370	25.717	20.232	24.966	22.455	295.8
14	1'27.974 P	25.910	20.406	25.639	16.019	300.0	24	1'30.209 P	25.695	20.252	25.865	18.397	295.0
Run # 3 Front Tyre Slick-Hard Rear Tyre Slick-Soft						Run # 5 Front Tyre Slick-Hard Rear Tyre Slick-Soft							
8 Laps at start						4 Laps at start							
New Tyre						New Tyre							
15	1'43.646	35.182	21.413	26.048	21.003	293.4	25	1'43.212	33.248	21.502	27.683	20.779	295.8
16	1'32.282	26.002	20.372	25.329	20.579	300.0	26	1'31.153 *	25.553	20.208	24.925*	20.467*	298.3
17	1'31.453	25.775	20.296	25.006	20.376	303.3	27	1'31.055 *	25.494	20.188	24.947	20.426*	297.5
18	1'29.796 P	26.949	21.049	25.983	15.815	293.4	28	1'31.177	25.694	20.143	24.857	20.483	297.5
Run # 4 Front Tyre Slick-Hard Rear Tyre Slick-Soft						5th 10 Luca MARINI DUCATI ITA							
New Tyre New Tyre						Mooney VR46 Racing Team							
Runs=5 Total laps=28 Full laps=19 Valid laps=15						Runs=4 Total laps=28 Full laps=21 Valid laps=17							
19	1'43.665	34.834	21.727	26.052	21.052	298.3	Run # 1 Front Tyre Slick-Hard Rear Tyre Slick-Medium						
20	1'35.612	26.288	20.479	27.020	21.825	300.8	New Tyre New Tyre						
21	1'31.690	25.812	20.316	25.059	20.503	300.8	1	2'51.470	34.699	22.677	27.282	22.135	288.7
22	1'31.567	25.589	20.238	25.148	20.592	300.8	2	1'35.915	27.032	21.431	25.944	21.508	292.6
23	1'32.357 P	28.303	21.110	26.438	16.506	291.1	3	1'34.056	26.282	20.965	25.638	21.171	292.6
Run # 5 Front Tyre Slick-Hard Rear Tyre Slick-Soft						4 1'33.239 26.111 20.787 25.280 21.061 295.0							
5 Laps at start						5 1'33.871 25.964 21.543 25.491 20.873 295.8							
24	1'46.033	37.179	21.591	26.272	20.991	297.5	6 1'32.496 25.962 20.639 25.157 20.738 296.7						
25	1'32.369	26.186	20.247	25.512	20.424	299.1	7 1'32.620 25.950 20.621 25.266 20.783 295.0						
26	1'31.101	25.538	20.228	24.932	20.403	301.6	8 1'32.578 25.861 20.745 25.189 20.783 294.2						
27	1'37.477	25.651	22.112	27.738	21.976	263.4	9 1'32.293 25.912 20.618 25.040 20.723 295.0						
4th 89 Jorge MARTIN DUCATI SPA						10 1'38.218 P 28.759* 25.109 27.002 17.348 290.3							
Prima Pramac Racing						Run # 2 Front Tyre Slick-Hard Rear Tyre Slick-Soft							
Runs=5 Total laps=28 Full laps=19 Valid laps=15						10 Laps at start							
New Tyre New Tyre						New Tyre							
Run # 1	Front Tyre Slick-Hard	Rear Tyre Slick-Soft											
1	2'04.392	34.651	22.200	26.342	22.757	295.0	11	1'45.129	35.859	21.719	26.076	21.475	290.3
2	1'35.878	26.391	22.739	25.757	20.991	295.0	12	1'33.708	26.235	20.988	25.482	21.003	293.4
3	1'33.420	26.114	20.564	25.584	21.158	297.5	13	1'32.762	25.973	20.699	25.282	20.808	295.0
4	1'32.530	26.128	20.446	25.323	20.633	296.7	14	1'32.090	25.834	20.522	25.087	20.647	295.0
5	1'32.186	25.841	20.440	25.178	20.727	294.2	15	1'32.216	25.814	20.563	25.190	20.649	295.0
6	1'39.893	27.265	24.267	27.274	21.087	291.1	16	1'41.836 *	29.981*	22.662	27.914	21.279	290.3
7	1'32.357	25.963	20.506	25.186	20.702	296.7	17	1'32.769	25.940	20.845	25.229	20.755	294.2
8	1'34.652 P	29.470	22.221	26.153	16.808	290.3	18	1'36.174	28.861	20.919	25.477	20.917	295.0
Run # 2 Front Tyre Slick-Hard Rear Tyre Slick-Medium						19 1'32.263 * 25.771 20.540 25.268* 20.684 291.8							
8 Laps at start						20 1'31.917 25.819 20.540 24.971 20.587 295.8							
New Tyre						21 1'31.800 25.749 20.473 24.964 20.614 295.0							
9	1'42.066	34.182	21.293	25.701	20.890	291.1	22 1'36.790 P 28.995* 22.847 27.034 17.914 287.2						
10	1'32.209	25.938	20.452	25.092	20.727	294.2	Run # 3 Front Tyre Slick-Hard Rear Tyre Slick-Soft						
11	1'31.882	25.717	20.462	25.119	20.584	295.8	New Tyre New Tyre						
12	1'31.562	25.707	20.384	24.991	20.480	294.2	23	1'42.703	33.722	21.615	26.181	21.185	292.6
13	1'36.669 *	28.731*	21.276	26.028	20.634	291.1	24	1'31.750 P	26.114	20.753	25.602	19.281	293.4
14	1'31.944	25.791	20.367	25.144	20.642	295.0	Run # 4 Front Tyre Slick-Hard Rear Tyre Slick-Soft						
15	1'34.004 P	25.835	24.849	25.883	17.437	294.2	2 Laps at start						
Run # 3 Front Tyre Slick-Hard Rear Tyre Slick-Medium						25 1'50.073 32.745 21.102 35.074 21.152 291.1							
15 Laps at start						7 Laps at start							
16	1'47.340 *	37.021	23.001	26.285*	21.033	294.2	26	1'32.197 *	25.926	20.448	25.089	20.734*	297.5
17	1'32.088	25.929	20.443	25.099	20.617	295.8	27	1'31.489 *	25.756	20.374	24.829	20.530*	296.7
18	1'31.787	25.697	20.406	25.156	20.528	295.0	28	1'31.187	25.575	20.308	24.899	20.405	298.3
19	1'31.416	25.624	20.343	24.946	20.503	296.7							

Fastest Lap: Marco BEZZECCHI Mooney VR46 Racing ITA **1'30.846** 25.610 20.226 24.608 20.402

These data/results cannot be reproduced, stored and/or transmitted in whole or in part by any manner of electronic, mechanical, photocopying, recording, broadcasting or otherwise now known or herein after developed without the previous express consent by the copyright owner, except for reproduction in daily press and regular printed publications on sale to the public within 60 days of the event related to those data/results and always provided that copyright symbol appears together as follows below.
© DORNA, 2023



Practice

MotoGP

Lap	Lap Time	T1	T2	T3	T4	Speed	Lap	Lap Time	T1	T2	T3	T4	Speed	
6th	93	Marc MARQUEZ			HONDA		SPA	8	1'46.231	35.202	21.763	27.982	21.284	274.1
		Repsol Honda Team						9	1'33.070 *	26.265	20.678	25.289*	20.838	295.8
		Runs=5	Total laps=27	Full laps=18	Valid laps=12		10	1'32.140	25.802	20.532	25.006	20.800	295.0	
<i>Run #</i>	<i>1</i>	<i>Front Tyre</i>	Slick-Hard	<i>Rear Tyre</i>	Slick-Medium		11	1'31.983	25.757	20.483	24.994	20.749	296.7	
			New Tyre		New Tyre		12	1'32.706 P	28.661*	21.382	26.150	16.513	291.1	
<i>Run #</i>	<i>3</i>	<i>Front Tyre</i>	Slick-Hard	<i>Rear Tyre</i>	Slick-Medium		<i>12 Laps at start</i>			<i>12 Laps at start</i>				
1	1'58.584	35.784	22.781	26.790	22.203	290.3	13	1'49.511	39.652	22.566	25.981	21.312	295.8	
2	1'36.533	27.028	22.001	26.004	21.500	290.3	14	1'32.746 *	26.016	20.708	25.241*	20.781	296.7	
3	1'34.507	26.560	21.095	25.694	21.158	292.6	15	1'32.355	25.783	20.683	25.136	20.753	297.5	
4	1'33.631	26.225	20.908	25.521	20.977	291.8	16	1'31.846	25.819	20.475	24.961	20.591	296.7	
5	1'34.772 *	26.042	20.699	25.881*	22.150	291.8	17	1'31.663	25.721	20.417	24.879	20.646	296.7	
6	1'32.726	26.053	20.737	25.242	20.694	295.8	18	1'32.189 P	27.920*	21.565	26.375	16.329	291.1	
7	1'33.855 P	28.029*	22.231	26.506	17.089	285.7	<i>Run #</i>	<i>4</i>	<i>Front Tyre</i>	Slick-Hard	<i>Rear Tyre</i>	Slick-Soft		
<i>Run #</i>	<i>2</i>	<i>Front Tyre</i>	Slick-Hard	<i>Rear Tyre</i>	Slick-Medium		<i>New Tyre</i>			<i>New Tyre</i>				
			7 Laps at start		7 Laps at start		19	1'44.287	35.751	21.544	25.846	21.146	295.8	
8	1'44.289	34.560	21.892	26.203	21.634	291.1	20	1'27.272 P	25.846	20.543	24.995	15.888	296.7	
9	1'35.275 *	26.463	20.913	26.681*	21.218	288.7	<i>Run #</i>	<i>5</i>	<i>Front Tyre</i>	Slick-Hard	<i>Rear Tyre</i>	Slick-Soft		
10	1'34.582	26.192	20.770	26.373	21.247	279.7	<i>2 Laps at start</i>			<i>New Tyre</i>				
11	1'33.102	26.341	20.781	25.271	20.709	293.4	21	1'41.840	33.999	21.298	25.593	20.950	296.7	
12	1'32.248 *	25.880	20.590	25.175*	20.603	296.7	22	1'31.538 *	25.778	20.329	24.824	20.607*	296.7	
13	1'32.206	25.820	20.623	25.240	20.523	295.8	23	1'31.349 *	25.633	20.294	24.764	20.658*	298.3	
14	1'32.654 P	28.454*	21.302	26.161	16.737	291.8	24	1'31.220	25.581	20.271	24.849	20.519	295.8	
<i>Run #</i>	<i>3</i>	<i>Front Tyre</i>	Slick-Hard	<i>Rear Tyre</i>	Slick-Soft		<i>14 Laps at start</i>			<i>New Tyre</i>				
15	1'45.845	35.690	21.900	26.782	21.473	288.0	8th 73 Alex MARQUEZ						DUCATI	SPA
16	1'34.326 *	26.553	20.744	25.900*	21.129	292.6	Gresini Racing MotoGP			Runs=4	Total laps=25	Full laps=18	Valid laps=15	
17	1'32.747	25.969	20.582	25.478	20.718	293.4	<i>Run #</i>	<i>1</i>	<i>Front Tyre</i>	Slick-Hard	<i>Rear Tyre</i>	Slick-Medium		
18	1'35.007	26.105	20.896	26.790	21.216	288.0	<i>New Tyre</i>			<i>New Tyre</i>				
19	1'33.716 P	26.028	20.558	30.442	16.688	267.9	1	2'10.978	34.602	22.251	26.625	22.448	291.1	
<i>Run #</i>	<i>4</i>	<i>Front Tyre</i>	Slick-Hard	<i>Rear Tyre</i>	Slick-Soft		2	1'37.338 *	27.025	21.735	26.996	21.582*	269.3	
			New Tyre		New Tyre		3	1'33.875	26.544	20.839	25.340	21.152	293.4	
20	1'48.927	35.664	23.320	28.182	21.761	278.3	4	1'32.941	26.182	20.598	25.293	20.868	295.0	
21	1'37.805 *	26.296*	21.154	28.800	21.555	237.3	5	1'32.610	26.073	20.625	25.180	20.732	295.0	
22	1'31.854	25.748	20.422	25.288	20.396	293.4	6	1'32.380	25.936	20.658	25.126	20.660	295.0	
23	1'32.964 P	29.588*	21.556	25.935*	15.885	294.2	7	1'31.741 P	28.212*	21.024	25.768	16.737	293.4	
<i>Run #</i>	<i>5</i>	<i>Front Tyre</i>	Slick-Hard	<i>Rear Tyre</i>	Slick-Soft		<i>Run #</i>	<i>2</i>	<i>Front Tyre</i>	Slick-Hard	<i>Rear Tyre</i>	Slick-Medium		
			4 Laps at start		New Tyre		<i>7 Laps at start</i>			<i>7 Laps at start</i>				
24	1'49.196	39.195	22.841	26.112	21.048	295.8	8	1'48.040	34.980	22.000	29.685	21.375	147.7	
25	1'32.452	26.155	20.416	25.339	20.542	297.5	9	1'36.036	26.416	22.065	26.498	21.057	286.4	
26	1'31.217	25.674	20.281	24.991	20.271	297.5	10	1'32.694	26.132	20.580	25.161	20.821	292.6	
27	1'43.885 *	34.966*	22.037	25.808	21.074	291.8	11	1'32.505	25.945	20.676	25.166	20.718	292.6	
7th	1	Francesco BAGNAIA			DUCATI		ITA	12	1'32.135	25.897	20.506	25.053	20.679	293.4
		Ducati Lenovo Team						13	1'32.498	25.996	20.563	25.113	20.826	291.8
		Runs=5	Total laps=24	Full laps=15	Valid laps=10		14	1'32.576	26.083	20.622	25.059	20.812	292.6	
<i>Run #</i>	<i>1</i>	<i>Front Tyre</i>	Slick-Hard	<i>Rear Tyre</i>	Slick-Medium		15	1'32.579	25.955	20.698	25.134	20.792	292.6	
			New Tyre		New Tyre		16	1'32.420	26.047	20.595	25.083	20.695	292.6	
1	3'00.692	35.469	22.774	26.966	21.743	291.8	17	1'32.048 P	25.961	20.683	28.630	16.774	235.8	
2	1'37.838	26.765	21.152	25.814	24.107	293.4	<i>Run #</i>	<i>3</i>	<i>Front Tyre</i>	Slick-Hard	<i>Rear Tyre</i>	Slick-Soft		
3	1'33.440	26.294	20.880	25.307	20.959	295.0	<i>New Tyre</i>			<i>New Tyre</i>				
4	1'32.346	25.899	20.704	25.055	20.688	295.8	18	1'43.336	34.371	21.903	25.871	21.191	291.1	
5	1'35.077 *	25.868	20.686	26.722*	21.801	297.5	19	1'33.083 *	26.376	20.638	25.246	20.823*	293.4	
6	1'32.323	25.894	20.586	25.045	20.798	296.7	20	1'31.652	25.839	20.380	24.896	20.537	294.2	
7	1'32.905 P	25.910	20.657	29.459	16.879	266.6	21	1'37.373 P	27.735*	23.475	27.814	18.349	249.4	
<i>Run #</i>	<i>2</i>	<i>Front Tyre</i>	Slick-Hard	<i>Rear Tyre</i>	Slick-Medium		<i>7 Laps at start</i>			<i>7 Laps at start</i>				

Fastest Lap: Marco BEZZECCHI Mooney VR46 Racing ITA **1'30.846** 25.610 20.226 24.608 20.402

These data/results cannot be reproduced, stored and/or transmitted in whole or in part by any manner of electronic, mechanical, photocopying, recording, broadcasting or otherwise now known or herein after developed without the previous express consent by the copyright owner, except for reproduction in daily press and regular printed publications on sale to the public within 60 days of the event related to those data/results and always provided that copyright symbol appears together as follows below.
© DORNA, 2023

Official MotoGP Timing by TISSOT
www.motogp.com



Practice

MotoGP

Lap	Lap Time	T1	T2	T3	T4	Speed	Lap	Lap Time	T1	T2	T3	T4	Speed
Run # 4	Front Tyre	Slick-Hard	Rear Tyre	Slick-Soft			7	1'32.693	25.904	20.686	25.057	21.046	291.1
	4 Laps at start		New Tyre				8	1'32.709 *	25.996	20.624	25.240	20.849*	291.1
22	1'43.728 *	35.118	21.551	25.864	21.195*	291.8	9	1'35.698 P	29.713*	21.643	26.557	17.785	285.7
23	1'32.189	26.057	20.357	25.011	20.764	294.2	Run # 2	Front Tyre	Slick-Hard	Rear Tyre	Slick-Soft		
24	1'31.247	25.776	20.243	24.779	20.449	295.0		9 Laps at start		New Tyre			
25	1'38.456 *	29.447*	21.397	26.271	21.341	288.7	10	1'46.566	37.660	21.621	26.185	21.100	290.3

9th 33 Brad BINDER KTM RSA
 Red Bull KTM Factory Racing
 Runs=4 Total laps=26 Full laps=19 Valid laps=14

Run #	1	Front Tyre	Slick-Hard	Rear Tyre	Slick-Soft	
		New Tyre		New Tyre		
1	2'03.001	34.717	23.112	26.909	21.518	291.8
2	1'34.713	26.742	21.184	25.806	20.981	296.7
3	1'32.554	26.280	20.474	25.182	20.618	297.5
4	1'33.029	26.078	20.706	25.405	20.840	297.5
5	1'59.153 *	41.783*	21.209	35.109	21.052	213.0
6	1'35.478 *	26.455	22.281	25.731*	21.011*	297.5
7	1'32.725	26.016	20.843	25.165	20.701	295.8
8	1'32.472	25.914	20.504	25.224	20.830	294.2
9	1'34.218 P	30.863*	20.797	25.541	17.017	295.8

Run #	2	Front Tyre	Slick-Hard	Rear Tyre	Slick-Soft	
		9 Laps at start		9 Laps at start		
10	1'53.788	36.223	23.579	25.856	28.130	295.0
11	1'42.280	27.050	24.075	25.566	25.589	296.7
12	1'32.287	26.240	20.443	25.025	20.579	296.7
13	1'35.249	28.438	20.587	25.447	20.777	295.0
14	1'32.292	25.846	20.594	25.200	20.652	295.0
15	1'32.192	25.883	20.415	25.269	20.625	296.7
16	1'35.427	28.218	20.709	25.547	20.953	295.0
17	1'32.035	25.983	20.419	25.078	20.555	297.5
18	1'35.345 P	29.673*	20.997	26.804	17.871	293.4

Run #	3	Front Tyre	Slick-Hard	Rear Tyre	Slick-Soft	
		New Tyre		New Tyre		
19	1'50.948	42.040	21.605	26.066	21.237	295.8
20	1'38.681 *	31.485	21.053	25.482*	20.661	296.7
21	1'31.511	25.621	20.342	24.947	20.601	300.0
22	1'33.630 P	30.251*	20.600	25.354	17.425	295.0

Run #	4	Front Tyre	Slick-Hard	Rear Tyre	Slick-Soft	
		4 Laps at start		New Tyre		
23	1'54.542	36.001	21.428	36.265	20.848	279.7
24	1'31.516 *	25.745	20.313	24.814	20.644*	300.8
25	1'31.223 *	25.616	20.217	24.883	20.507*	298.3
26	1'31.256	25.693	20.290	24.887	20.386	299.1

10th 25 Raul FERNANDEZ APRILIA SPA
 CryptoDATA RNF MotoGP Team
 Runs=4 Total laps=26 Full laps=19 Valid laps=15

Run #	1	Front Tyre	Slick-Hard	Rear Tyre	Slick-Medium	
		New Tyre		5 Laps at start		
1	2'35.361	34.687	22.768	26.709	21.661	288.0
2	1'34.566	26.874	21.049	25.599	21.044	290.3
3	1'34.100	26.858	20.915	25.434	20.893	291.8
4	1'33.442 *	25.995	20.751	25.591*	21.105	292.6
5	1'33.078	26.116	20.797	25.388	20.777	291.8
6	1'32.660	26.035	20.678	25.140	20.807	291.8

Run #	2	Front Tyre	Slick-Hard	Rear Tyre	Slick-Soft	
		9 Laps at start		New Tyre		
10	1'46.566	37.660	21.621	26.185	21.100	290.3
11	1'33.060	26.292	20.840	25.134	20.794	293.4
12	1'31.962	25.834	20.622	24.897	20.609	292.6
13	1'31.840	25.784	20.363	25.147	20.546	294.2
14	1'40.283 *	31.888*	21.435	25.906	21.054	291.8
15	1'31.850	25.894	20.454	24.989	20.513	294.2
16	1'32.286	25.808	20.376	25.309	20.793	294.2
17	1'32.224	25.868	20.414	25.211	20.731	291.8
18	1'35.366 P	29.788*	21.418	26.751	17.409	284.9

Run #	3	Front Tyre	Slick-Hard	Rear Tyre	Slick-Soft	
		New Tyre		New Tyre		
19	1'43.288	34.934	21.452	25.851	21.051	293.4
20	1'33.204 *	26.586*	20.654	25.246	20.718	295.8
21	1'31.824	25.785	20.526	24.944	20.569	295.0
22	1'28.788 P	25.808	20.339	24.931	17.710	295.0

11th 44 Poi ESPARGARO KTM SPA
 GASGAS Factory Racing Tech3
 Runs=4 Total laps=18 Full laps=12 Valid laps=10

Run #	1	Front Tyre	Slick-Hard	Rear Tyre	Slick-Soft	
		New Tyre		New Tyre		
1	2'04.677	34.813	22.115	26.552	22.401	295.0
2	1'36.512	26.701	22.489	26.400	20.922	293.4
3	1'33.813 *	26.076	20.747	25.796*	21.194	296.7
4	1'33.434	26.186	20.600	25.454	21.194	298.3
5	1'46.807	34.421	24.170	27.293	20.923	294.2
6	1'36.576 *	26.018	20.591	25.829	24.138*	295.8
7	1'32.654	26.006	20.549	25.437	20.662	296.7
8	1'37.816 P	29.699	23.984	27.028	17.105	276.2

Run #	2	Front Tyre	Slick-Hard	Rear Tyre	Slick-Soft	
		8 Laps at start		8 Laps at start		
9	1'43.417	33.795	21.672	26.464	21.486	291.8
10	1'34.691	26.157	21.373	25.906	21.255	294.2
11	1'32.994	26.133	20.551	25.504	20.806	296.7
12	1'36.728	27.470	21.993	26.080	21.185	289.5
13	1'32.613	25.964	20.596	25.348	20.705	296.7
14	1'33.517 P	27.182	22.775	27.225	16.335	278.3

Run #	3	Front Tyre	Slick-Hard	Rear Tyre	Slick-Soft	
		New Tyre		New Tyre		
15	1'41.118	33.612	21.104	25.635	20.767	295.0
16	1'32.234	25.922	20.694	25.126	20.492	297.5
17	1'31.560	25.685	20.349	25.053	20.473	300.0
18	1'33.446 P	28.352*	22.400	26.361	16.333	288.7

Fastest Lap: Marco BEZZECCHI Mooney VR46 Racing ITA **1'30.846** 25.610 20.226 24.608 20.402

These data/results cannot be reproduced, stored and/or transmitted in whole or in part by any manner of electronic, mechanical, photocopying, recording, broadcasting or otherwise now known or herein after developed without the previous express consent by the copyright owner, except for reproduction in daily press and regular printed publications on sale to the public within 60 days of the event related to those data/results and always provided that copyright symbol appears together as follows below.
 © DORNA, 2023

Practice

MotoGP

Lap	Lap Time	T1	T2	T3	T4	Speed	Lap	Lap Time	T1	T2	T3	T4	Speed		
Run # 4	Front Tyre Slick-Hard	Rear Tyre Slick-Soft			New Tyre		7	1'32.544	25.880	20.694	25.260	20.710	291.1		
4 Laps at start								8	1'36.083	P	30.135*	21.702	26.924	17.322	282.7
unfinished		40.037	25.330	31.362											
Run # 2	Front Tyre Slick-Hard	Rear Tyre Slick-Medium			New Tyre		9	1'46.163	37.423	21.605	25.885	21.250	291.8		
8 Laps at start								10	1'33.508	26.132	21.088	25.452	20.836	291.1	
unfinished								11	1'32.601	*	25.847	20.772	25.286*	20.696	293.4
								12	1'32.276	25.796	20.664	25.110	20.706	292.6	
								13	1'32.478	25.752	20.722	25.202	20.802	293.4	
								14	1'32.261	25.773	20.676	25.125	20.687	294.2	
								15	1'31.498	P	27.770	22.226	25.723	15.779	291.1
Run # 1	Front Tyre Slick-Hard	Rear Tyre Slick-Medium			New Tyre		Run # 3	Front Tyre Slick-Hard	Rear Tyre Slick-Soft			New Tyre			
5 Laps at start								15 Laps at start							
6	1'47.115	35.446	21.900	28.195	21.574	288.7	16	1'42.535	34.304	21.572	25.648	21.011	294.2		
7	1'33.905	26.562	20.979	25.423	20.941	294.2	17	1'32.332	25.849	20.665	25.159	20.659	294.2		
8	1'33.185	26.191	20.868	25.305	20.821	293.4	18	1'31.980	25.756	20.520	25.103	20.601	295.0		
9	1'33.190	25.912	20.926	25.477	20.875	294.2	19	1'29.224	P	25.814	20.548	25.108*	17.754	295.0	
10	1'32.806	25.964	20.827	25.198	20.817	295.8	Run # 4	Front Tyre Slick-Hard	Rear Tyre Slick-Soft			New Tyre			
11	1'35.032	P	28.365	22.346	26.911	269.3	New Tyre								
Run # 3	Front Tyre Slick-Hard	Rear Tyre Slick-Medium			New Tyre		20	1'42.978	34.800	21.449	25.635	21.094	292.6		
11 Laps at start								21	1'32.037	*	25.808*	20.663	25.038	20.528	293.4
12	1'43.878	34.423	21.613	26.657	21.185	293.4	22	1'31.644	25.663	20.391	24.956	20.634	294.2		
13	1'33.041	26.093	20.886	25.271	20.791	295.0	23	1'34.080	P	28.520*	21.642	26.753	17.165	287.2	
14	1'32.646	26.029	20.730	25.170	20.717	297.5	Run # 5	Front Tyre Slick-Hard	Rear Tyre Slick-Soft			New Tyre			
15	1'34.549	P	27.673	22.706	26.882	264.7	4 Laps at start								
Run # 4	Front Tyre Slick-Hard	Rear Tyre Slick-Soft			New Tyre		24	1'47.762	35.343	21.097	30.359	20.963	252.3		
New Tyre								25	1'31.752	*	25.671	20.528	25.071*	20.482	293.4
16	1'42.913	34.198	21.509	26.183	21.023	296.7	26	1'31.532	*	25.560	20.426	25.084	20.462*	295.0	
17	1'32.725	26.015	20.669	25.315	20.726	292.6	PIT		25.925	30.664	29.999	19.599	272.0		
18	1'31.864	25.780	20.573	25.006	20.505	295.8									
19	1'32.476	P	28.352*	21.902	26.112	293.4									
Run # 5	Front Tyre Slick-Hard	Rear Tyre Slick-Soft			New Tyre		Run # 1	Front Tyre Slick-Hard	Rear Tyre Slick-Soft			New Tyre			
4 Laps at start								New Tyre							
20	1'42.629	33.575	21.642	26.654	20.758	279.7	1	1'58.063	35.796	22.651	26.950	21.943	288.0		
21	1'31.745	*	25.793	20.493	24.896*	20.563	298.3	2	1'35.510	27.171	21.002	26.129	21.208	289.5	
22	1'31.619	25.674	20.474	24.911	20.560	294.2	3	1'33.689	*	26.383	20.735	25.640*	20.931	291.1	
23	1'36.183	P	28.396*	23.320	27.479	16.988	251.1	4	1'33.190	26.217	20.692	25.426	20.855	291.8	
Run # 6	Front Tyre Slick-Hard	Rear Tyre Slick-Soft			New Tyre		5	1'33.180	26.101	20.732	25.376	20.971	292.6		
8 Laps at start								6	1'33.279	26.121	20.713	25.522	20.923	291.1	
24	2'02.543	*	48.558	23.186	29.503	21.296*	158.1	7	1'39.053	*	25.964	20.713	26.302*	26.074	291.8
unfinished		25.795	23.592	25.781					8	1'33.026	26.066	20.672	25.423	20.865	291.8
								9	1'44.784	P	31.729*	26.761	28.419	17.875	258.3
Run # 2	Front Tyre Slick-Hard	Rear Tyre Slick-Medium			New Tyre		Run # 2	Front Tyre Slick-Hard	Rear Tyre Slick-Medium			New Tyre			
9 Laps at start								9 Laps at start							
10	1'47.400	*	37.049	22.338	26.469*	21.544	290.3	10	1'47.400	*	37.049	22.338	26.469*	21.544	290.3
11	1'33.819	26.430	21.116	25.371	20.902	292.6	11	1'33.819	26.430	21.116	25.371	20.902	292.6		
12	1'32.887	26.063	20.731	25.235	20.858	293.4	12	1'32.887	26.063	20.731	25.235	20.858	293.4		
13	1'32.549	25.999	20.626	25.152	20.772	291.8	13	1'32.549	25.999	20.626	25.152	20.772	291.8		
14	1'32.615	25.922	20.619	25.292	20.782	292.6	14	1'32.615	25.922	20.619	25.292	20.782	292.6		
15	1'48.731	33.722	25.332	27.856	21.821	263.4	15	1'48.731	33.722	25.332	27.856	21.821	263.4		
16	1'32.720	26.066	20.644	25.291	20.719	291.8	16	1'32.720	26.066	20.644	25.291	20.719	291.8		
17	1'38.076	P	30.172*	23.003	26.933	17.968	284.9	17	1'38.076	P	30.172*	23.003	26.933	17.968	284.9

Fastest Lap: Marco BEZZECCHI Mooney VR46 Racing ITA **1'30.846** 25.610 20.226 24.608 20.402

These data/results cannot be reproduced, stored and/or transmitted in whole or in part by any manner of electronic, mechanical, photocopying, recording, broadcasting or otherwise now known or herein after developed without the previous express consent by the copyright owner, except for reproduction in daily press and regular printed publications on sale to the public within 60 days of the event related to those data/results and always provided that copyright symbol appears together as follows below.
© DORNA, 2023

Official MotoGP Timing by TISSOT
www.motogp.com



Practice

MotoGP

Lap	Lap Time	T1	T2	T3	T4	Speed	Lap	Lap Time	T1	T2	T3	T4	Speed		
Run # 3	Front Tyre	Slick-Hard	Rear Tyre	Slick-Soft											
	New Tyre		New Tyre												
18	1'43.284	*	34.592	21.634	25.769*	21.289	292.6	1	3'01.880	36.051	22.716	26.309	21.345	287.2	
19	1'34.039	*	26.361	21.266	25.605*	20.807	291.1	2	1'34.395	*	26.405	21.012	25.620*	21.358	292.6
20	1'29.557	P	25.794	21.680	25.938*	16.145	288.7	3	1'33.027	26.184	20.782	25.275	20.786	291.8	
Run # 4	Front Tyre	Slick-Hard	Rear Tyre	Slick-Soft											
	3 Laps at start			New Tyre											
21	1'48.743		39.173	21.038	26.991	21.541	275.5	4	1'32.731	25.939	20.867	25.269	20.656	293.4	
22	1'32.047		25.883	20.493	25.090	20.581	292.6	5	1'32.284	25.989	20.582	25.164	20.549	292.6	
23	1'31.710		25.680	20.431	24.963	20.636	295.0	6	1'32.326	25.870	20.582	25.193	20.681	292.6	
24	1'42.944		25.868	25.229	28.371	23.476	267.9	7	1'34.936	P	27.807	22.363	27.163	17.603	264.7

15th 6 Stefan BRADL HONDA GER
HRC Team

Runs=5 Total laps=26 Full laps=17 Valid laps=13

Run #	1	Front Tyre	Slick-Hard	Rear Tyre	Slick-Medium	Speed	
		New Tyre		New Tyre			
1	1'59.447	34.778	22.536	26.767	21.808	288.7	
2	1'34.765	26.865	21.035	25.733	21.132	291.1	
3	1'33.433	26.362	20.873	25.323	20.875	294.2	
4	1'32.940	26.116	20.729	25.299	20.796	295.8	
5	1'37.158	*	29.740*	20.908	25.530	20.980	294.2
6	1'32.882		26.152	20.767	25.208	20.755	293.4
7	1'32.863		26.137	20.676	25.311	20.739	292.6
8	1'43.002	P	30.179*	23.919	26.726	22.178	292.6
Run # 2	Front Tyre	Slick-Hard	Rear Tyre	Slick-Medium			
	8 Laps at start			8 Laps at start			
9	1'51.600	38.426	24.687	26.484	22.003	288.7	
10	1'40.545	26.930	22.312	26.440	24.863	279.7	
11	1'34.082	26.494	21.206	25.469	20.913	291.8	
12	1'34.706	*	28.028*	20.736	25.227	20.715	295.0
13	1'37.628		26.074	20.819	25.324	25.411	290.3
14	1'34.246	P	28.777*	21.494	27.201	16.774	287.2
Run # 3	Front Tyre	Slick-Hard	Rear Tyre	Slick-Soft			
	New Tyre		New Tyre				
15	1'46.250	35.468	22.222	26.536	22.024	290.3	
16	1'41.863	26.334	21.115	27.739	26.675	288.7	
17	1'32.336	25.978	20.548	25.148	20.662	294.2	
18	1'32.170	25.856	20.546	25.165	20.603	293.4	
19	1'33.156	P	27.965*	21.224	26.965	17.002	285.7
Run # 4	Front Tyre	Slick-Hard	Rear Tyre	Slick-Soft			
	5 Laps at start			New Tyre			
20	1'46.768	35.343	22.567	26.485	22.373	290.3	
21	1'46.096	*	27.522*	21.940	32.603	24.031	245.4
22	1'30.448	P	26.154	20.604	26.854	16.836	291.8
Run # 5	Front Tyre	Slick-Hard	Rear Tyre	Slick-Soft			
	8 Laps at start			New Tyre			
23	1'48.211	37.389	22.803	26.969	21.050	295.0	
24	1'32.460	25.993	20.647	25.173	20.647	296.7	
25	1'31.715		25.834	20.454	24.970	20.457	296.7
26	1'46.578	*	34.846*	22.048	27.766	21.918	274.1

16th 51 Michele PIRRO DUCATI ITA
Aruba.it Racing

Runs=4 Total laps=24 Full laps=17 Valid laps=14

17th 43 Jack MILLER KTM AUS
Red Bull KTM Factory Racing

Runs=4 Total laps=26 Full laps=19 Valid laps=11

Run #	1	Front Tyre	Slick-Hard	Rear Tyre	Slick-Medium	Speed	
		New Tyre		New Tyre			
1	2'13.404	35.129	22.720	27.340	21.650	290.3	
2	1'35.846	*	27.005	20.974	26.229*	21.638	291.8
3	1'33.769	26.366	20.717	25.799	20.887	295.8	
4	1'33.613	26.470	20.755	25.638	20.750	295.8	
5	1'32.432	*	25.950	20.535	25.276*	20.671	295.8
6	1'32.413	*	25.916	20.561	25.369*	20.567	297.5
7	1'32.529	26.029	20.549	25.332	20.619	293.4	
8	1'35.872	*	26.049	20.697	25.888*	23.238	292.6
9	1'35.452	P	30.262	21.748	26.882	16.560	288.7
Run # 2	Front Tyre	Slick-Hard	Rear Tyre	Slick-Medium			
	9 Laps at start			9 Laps at start			
10	1'52.816	40.007	23.261	27.648	21.900	271.3	
11	1'32.879	*	26.248	20.713	25.298*	20.620	295.0
12	1'32.081	25.861	20.538	25.150	20.532	295.0	
13	1'32.697	*	25.987	20.542	25.233*	20.935	294.2
14	1'32.818	*	26.067	20.604	25.443*	20.704	291.8
15	1'32.862	26.095	20.615	25.466	20.686	292.6	

Fastest Lap: Marco BEZZECCHI Mooney VR46 Racing ITA **1'30.846** 25.610 20.226 24.608 20.402

These data/results cannot be reproduced, stored and/or transmitted in whole or in part by any manner of electronic, mechanical, photocopying, recording, broadcasting or otherwise now known or herein after developed without the previous express consent by the copyright owner, except for reproduction in daily press and regular printed publications on sale to the public within 60 days of the event related to those data/results and always provided that copyright symbol appears together as follows below.
© DORNA, 2023



Practice

MotoGP

Lap	Lap Time	T1	T2	T3	T4	Speed	Lap	Lap Time	T1	T2	T3	T4	Speed		
16	1'32.335	25.919	20.539	25.268	20.609	293.4	19th 49	Fabio DI GIANNANTONI	DUCATI	ITA	Runs=5	Total laps=25	Full laps=16	Valid laps=12	
17	1'32.234	25.959	20.451	25.309	20.515	291.8									Gresini Racing MotoGP
18	1'39.023 P	26.142	23.328	32.414*	17.139	235.2									
Run #	3	Front Tyre	Slick-Soft	Rear Tyre	Slick-Soft		Run #	1	Front Tyre	Slick-Medium	Rear Tyre	Slick-Medium			
		New Tyre		New Tyre					New Tyre		New Tyre				
19	1'43.979	34.670	21.444	26.616	21.249	291.8	1	2'52.917	34.983	22.827	26.935	21.768	288.7		
20	1'38.285 *	26.891	23.298	26.114*	21.982	295.8	2	1'34.964	26.961	21.109	25.786	21.108	291.8		
21	1'31.921	25.926	20.384	<u>25.124</u>	20.487	296.7	3	1'33.737	26.282	20.832	25.464	21.159	<u>294.2</u>		
22	4'40.633 P						4	1'33.118	26.108	20.844	25.301	20.865	292.6		
Run #	4	Front Tyre	Slick-Hard	Rear Tyre	Slick-Soft		5	1'32.827	26.102	20.684	25.245	20.796	291.8		
		New Tyre		New Tyre			6	1'32.708	26.033	20.586	25.272	20.817	291.8		
23	1'50.955	34.448	26.670	27.985	21.852	287.2	7	1'34.207 P	28.478*	22.062	26.520	17.147	290.3		
24	1'34.877	27.030	20.851	25.886	21.110	295.0	Run #	2	Front Tyre	Slick-Medium	Rear Tyre	Slick-Medium			
25	1'32.161	<u>25.774</u>	20.452	25.441	20.494	295.8			7 Laps at start		7 Laps at start				
26	<u>1'31.781</u>	25.873	<u>20.350</u>	25.151	<u>20.407</u>	295.8	8	1'44.086	35.071	21.698	26.095	21.222	288.7		
	PIT	32.523	24.057	30.759	17.785	182.1	9	1'33.058	26.221	20.694	25.247	20.896	291.1		
18th 5	Johann ZARCO						10	1'33.078	26.024	20.878	25.304	20.872	291.1		
	Prima Pramac Racing						11	1'32.390 *	25.805	20.687	25.200	20.698*	291.1		
	Runs=5	Total laps=25	Full laps=16	Valid laps=11			12	1'32.744	25.923	20.766	25.225	20.830	291.8		
Run #	1	Front Tyre	Slick-Medium	Rear Tyre	Slick-Medium		13	1'36.802 P	26.104	25.672	27.208	17.818	288.0		
		6 Laps at start		New Tyre			Run #	3	Front Tyre	Slick-Hard	Rear Tyre	Slick-Soft			
1	2'11.456	34.923	22.428	26.476	22.174	293.4			New Tyre		New Tyre				
2	1'36.094 *	27.205	21.615	26.046*	21.228	291.8	14	1'44.291 *	35.157	21.847	26.222*	21.065	288.7		
3	1'33.906	26.559	21.003	25.428	20.916	294.2	15	1'32.905	26.108	20.705	25.358	20.734	291.8		
4	1'39.314	28.838	22.517	26.685	21.274	292.6	16	1'32.095	25.858	20.503	25.122	20.612	291.1		
5	1'33.415	26.343	20.668	25.518	20.886	292.6	17	1'28.633 P	25.854	20.803	25.196	16.780	290.3		
6	1'42.815 P	32.970*	24.768	27.754*	17.323	288.7	Run #	4	Front Tyre	Slick-Hard	Rear Tyre	Slick-Soft			
Run #	2	Front Tyre	Slick-Hard	Rear Tyre	Slick-Medium				4 Laps at start		New Tyre				
		New Tyre		6 Laps at start			18	1'43.373	35.183	21.440	25.783	20.967	289.5		
7	1'56.462	46.899	22.012	26.212	21.339	293.4	19	1'31.964	25.834	20.559	25.038	20.533	291.1		
8	1'33.504	26.337	20.981	25.304	20.882	293.4	20	1'31.908 *	25.831*	20.536	25.023	<u>20.518</u>	290.3		
9	1'32.859	26.192	20.685	25.162	20.820	293.4	21	1'31.194 P	27.733*	20.967	25.906	16.588	289.5		
10	1'35.955	26.378	21.991	26.665	20.921	295.0	Run #	5	Front Tyre	Slick-Hard	Rear Tyre	Slick-Soft			
11	1'32.334	25.982	20.587	25.030	20.735	<u>297.5</u>			New Tyre		New Tyre				
12	1'33.919	26.434	20.794	25.596	21.095	295.0	22	1'44.840 *	34.020	23.564	26.083*	21.173	290.3		
13	1'39.788 P	26.731	24.484	25.832	22.741	291.8	23	1'32.111 *	25.908	20.468	25.087	20.648*	291.1		
Run #	3	Front Tyre	Slick-Hard	Rear Tyre	Slick-Soft		24	1'31.527 *	<u>25.600</u>	<u>20.432</u>	<u>25.008</u>	20.487*	291.8		
		7 Laps at start		New Tyre			25	<u>1'31.821</u>	25.798	20.437	25.034	20.552	291.1		
14	1'42.390	34.079	21.610	25.746	20.955	292.6	20th 30	Takaaki NAKAGAMI							
15	1'41.107 *	27.980	26.214	25.919*	20.994	295.8		LCR Honda IDEMITSU							
16	1'32.027	25.932	20.484	24.934	20.677	295.8		Runs=5	Total laps=27	Full laps=18	Valid laps=9				
17	1'40.819 P	25.967	27.504	30.640	16.708	282.7	Run #	1	Front Tyre	Slick-Hard	Rear Tyre	Slick-Medium			
Run #	4	Front Tyre	Slick-Hard	Rear Tyre	Slick-Soft				New Tyre		New Tyre				
		New Tyre		New Tyre			1	2'14.621	35.289	23.453	30.449	24.191	181.8		
18	1'42.879	34.504	21.516	25.866	20.993	291.8	2	1'36.502 *	27.763	21.443	25.962*	21.334	294.2		
19	1'33.974 *	27.396*	20.739	25.236	<u>20.603</u>	294.2	3	1'34.220	26.514	21.224	25.560	20.922	293.4		
20	<u>1'31.785</u>	25.809	<u>20.432</u>	<u>24.895</u>	20.649	297.5	4	1'32.818	26.211	20.732	25.144	20.731	295.0		
21	1'39.432 P	31.787*	21.456	28.772	17.417	222.6	5	1'32.543	25.976	20.867	25.005	20.695	295.0		
Run #	5	Front Tyre	Slick-Hard	Rear Tyre	Slick-Soft		6	1'40.206 *	28.331*	24.869	26.014	20.992	293.4		
		4 Laps at start		New Tyre			7	1'30.232 P	25.986	20.980	26.169	17.097	282.7		
22	1'41.181	32.795	21.053	26.549	20.784	294.2	Run #	2	Front Tyre	Slick-Hard	Rear Tyre	Slick-Medium			
23	1'35.971 *	<u>25.753</u>	20.501	26.505*	23.212*	296.7			7 Laps at start		7 Laps at start				
24	1'53.071 *	43.647*	21.555	26.381	21.488*	294.2	8	1'44.230 *	33.475	22.893	26.338*	21.524	291.1		
25	1'33.603	26.106	20.628	25.781	21.088	294.2	9	1'33.312 *	26.378	20.876	25.167*	20.891	293.4		

Fastest Lap: Marco BEZZECCHI Mooney VR46 Racing ITA **1'30.846** 25.610 20.226 24.608 20.402

These data/results cannot be reproduced, stored and/or transmitted in whole or in part by any manner of electronic, mechanical, photocopying, recording, broadcasting or otherwise now known or herein after developed without the previous express consent by the copyright owner, except for reproduction in daily press and regular printed publications on sale to the public within 60 days of the event related to those data/results and always provided that copyright symbol appears together as follows below.
© DORNA, 2023

Official MotoGP Timing by TISSOT
www.motogp.com



Misano Adriatico, Friday, September 08, 2023 Page 7 of 9

Practice

MotoGP

Lap	Lap Time	T1	T2	T3	T4	Speed	Lap	Lap Time	T1	T2	T3	T4	Speed
10	1'32.992	26.006	20.977	25.129	20.880	293.4	20	1'32.212	25.938	20.491	25.147	20.636	292.6
11	1'32.414	25.959	20.730	25.024	20.701	292.6	21	1'34.437	P 28.948*	21.531	26.301	17.657	288.7
12	1'44.446 *	29.638*	24.623	29.107	21.078	221.3	<i>Run # 5 Front Tyre Slick-Hard Rear Tyre Slick-Soft</i>						
13	1'32.518	26.120	20.759	24.929	20.710	295.8	<i>5 Laps at start New Tyre</i>						
14	1'33.846 P	29.530*	21.393	26.503	16.420	270.6	22	1'49.433 *	32.832	21.125	34.612*	20.864	288.7
<i>Run # 3 Front Tyre Slick-Hard Rear Tyre Slick-Soft</i>							23	1'32.104 *	25.953	20.486	25.099*	20.566*	297.5
<i>14 Laps at start New Tyre</i>							24	1'32.109 *	25.848	20.406	25.142*	20.713*	295.8
15	1'44.536	34.662	22.190	26.326	21.358	292.6	25	1'32.141	25.842	20.476	25.187	20.636	296.7
16	1'35.213 *	26.327	22.486	25.498*	20.902	294.2	22nd 88 Miguel OLIVEIRA APRILIA POR						
17	1'32.117	25.957	20.592	24.943	20.625	294.2	CryptoDATA RNF MotoGP Team						
18	1'31.761 P	27.842	21.333	26.335	16.251	282.7	Runs=5 Total laps=27 Full laps=18 Valid laps=13						
<i>Run # 4 Front Tyre Slick-Hard Rear Tyre Slick-Soft</i>							<i>Run # 1 Front Tyre Slick-Hard Rear Tyre Slick-Medium</i>						
<i>New Tyre New Tyre</i>							<i>New Tyre New Tyre</i>						
19	1'49.640	35.127	25.537	27.260	21.716	281.2	1	2'19.178	35.575	22.669	26.846	21.665	292.6
20	1'36.164 *	28.794	21.003	25.488*	20.879	295.0	2	1'35.211	26.993	21.183	25.898	21.137	294.2
21	1'32.340	26.012	20.579	25.036	20.713	293.4	3	1'34.080 *	26.405	21.002	25.705*	20.968	295.0
22	1'32.107	25.837	20.580	25.062	20.628	294.2	4	1'32.804	26.011	20.696	25.366	20.731	297.5
23	1'31.482 P	27.905*	21.536	26.160	15.881	286.4	5	1'35.816	26.078	22.653	25.967	21.118	293.4
<i>Run # 5 Front Tyre Slick-Hard Rear Tyre Slick-Soft</i>							6	1'32.808	25.981	20.652	25.369	20.806	295.8
<i>5 Laps at start New Tyre</i>							7	1'32.354	25.935	20.556	25.194	20.669	295.8
24	1'48.635	33.611	22.681	29.788	22.555	192.5	8	1'44.448 *	29.034*	21.942	32.231	21.241	180.9
25	1'33.631 *	26.554	20.654	25.271	21.152*	295.0	9	1'32.463	25.915	20.659	25.277	20.612	297.5
26	1'31.814 *	25.852	20.447	24.844	20.671*	295.8	10	1'33.387 P	28.581*	21.552	26.601	16.653	284.2
27	1'50.395 *	28.864	27.776	30.511	23.244*	186.5	<i>Run # 2 Front Tyre Slick-Hard Rear Tyre Slick-Soft</i>						
21st 36 Joan MIR HONDA SPA							<i>10 Laps at start New Tyre</i>						
Repsol Honda Team							<i>11 1'46.763 35.200 23.531 26.709 21.323 288.0</i>						
Runs=5 Total laps=25 Full laps=16 Valid laps=8							<i>12 1'33.330 26.441 20.767 25.465 20.657 295.0</i>						
<i>Run # 1 Front Tyre Slick-Hard Rear Tyre Slick-Medium</i>							<i>13 1'32.976 P 26.010 20.951 27.010* 19.005 254.7</i>						
<i>New Tyre 7 Laps at start</i>							<i>Run # 3 Front Tyre Slick-Hard Rear Tyre Slick-Medium</i>						
1	2'09.737	34.865	22.190	26.862	21.615	290.3	<i>13 Laps at start 10 Laps at start</i>						
2	1'35.406 *	26.961	21.233	26.016*	21.196	291.1	14	1'43.849	34.925	21.831	25.870	21.223	294.2
3	1'34.360 *	26.460	20.920	25.882*	21.098	292.6	15	1'32.758	25.984	20.805	25.189	20.780	296.7
4	1'33.894 *	26.190	20.890	25.797*	21.017	293.4	16	1'33.057	25.939	20.967	25.391	20.760	292.6
5	1'33.401	26.202	20.788	25.480	20.931	291.8	17	1'32.573	26.067	20.721	25.152	20.633	297.5
6	1'35.815 *	27.127	21.315	26.341*	21.032	291.8	18	1'35.462 P	28.391*	21.509	27.727*	17.835	229.2
7	1'31.131 P	26.301	20.804	25.657	18.369	295.8	<i>Run # 4 Front Tyre Slick-Hard Rear Tyre Slick-Soft</i>						
<i>Run # 2 Front Tyre Slick-Hard Rear Tyre Slick-Soft</i>							<i>New Tyre New Tyre</i>						
<i>7 Laps at start New Tyre</i>							19	1'44.360	35.325	21.746	26.199	21.090	295.0
8	1'43.485	35.377	21.338	25.711	21.059	293.4	20	1'33.047	26.167	20.807	25.380	20.693	299.1
9	1'32.867	26.064	20.706	25.349	20.748	291.8	21	1'32.412	26.045	20.534	25.197	20.636	295.8
10	1'32.830	26.102	20.606	25.325	20.797	292.6	22	1'33.395 P	29.478*	21.140	26.280	16.497	290.3
11	1'32.582	25.931	20.579	25.237	20.835	291.8	<i>Run # 5 Front Tyre Slick-Hard Rear Tyre Slick-Soft</i>						
12	1'36.144 P	28.110	22.753	27.220	18.061	272.0	<i>4 Laps at start New Tyre</i>						
<i>Run # 3 Front Tyre Slick-Hard Rear Tyre Slick-Soft</i>							23	1'43.784 *	35.720	21.518	25.672	20.874*	297.5
<i>12 Laps at start 5 Laps at start</i>							24	1'32.636	26.046	20.640	25.308	20.642	299.1
13	1'44.014 *	35.756	21.328	25.871*	21.059	291.8	25	1'31.985 *	25.809	20.490	25.114	20.572*	296.7
14	1'33.416 *	26.347	20.698	25.579*	20.792*	293.4	26	1'32.010 *	25.835	20.386	25.128	20.661*	299.1
15	1'32.684	25.921	20.682	25.311	20.770	292.6	27	1'41.466 *	30.746*	21.699	27.667	21.354	238.9
16	1'33.548 P	25.988	23.941	25.596*	18.023	295.0	23rd 37 Augusto FERNANDEZ KTM SPA						
<i>Run # 4 Front Tyre Slick-Hard Rear Tyre Slick-Soft</i>							GASGAS Factory Racing Tech3						
<i>New Tyre New Tyre</i>							Runs=4 Total laps=26 Full laps=19 Valid laps=17						
17	1'41.770	33.969	21.177	25.815	20.809	289.5	<i>Run # 1 Front Tyre Slick-Hard Rear Tyre Slick-Medium</i>						
18	1'32.339	25.952	20.481	25.201	20.705	292.6	<i>2 Laps at start New Tyre</i>						
19	1'33.468 *	25.860*	20.622	25.638*	21.348	293.4	1	2'00.528	36.321	23.068	28.105	22.151	279.7

Fastest Lap: Marco BEZZECCHI Mooney VR46 Racing ITA **1'30.846** 25.610 20.226 24.608 20.402

These data/results cannot be reproduced, stored and/or transmitted in whole or in part by any manner of electronic, mechanical, photocopying, recording, broadcasting or otherwise now known or herein after developed without the previous express consent by the copyright owner, except for reproduction in daily press and regular printed publications on sale to the public within 60 days of the event related to those data/results and always provided that copyright symbol appears together as follows below.
© DORNA, 2023

Official MotoGP Timing by TISSOT
www.motogp.com



Practice

MotoGP

Lap	Lap Time	T1	T2	T3	T4	Speed	Lap	Lap Time	T1	T2	T3	T4	Speed
2	1'38.000	27.650	21.464	27.506	21.380	284.2	Run # 3	Front Tyre	Slick-Hard	Rear Tyre	Slick-Soft		
3	1'35.098	26.873	21.067	25.902	21.256	292.6		New Tyre		New Tyre			
4	1'34.383	26.552	20.970	25.883	20.978	291.8	18	1'54.076	36.834	26.822	27.973	22.447	285.7
5	1'33.921	26.377	20.876	25.740	20.928	291.8	19	1'37.232	27.013	21.584	27.096	21.539	287.2
6	1'33.640	26.261	20.906	25.615	20.858	290.3	20	1'36.699	26.938	21.423	26.951	21.387	289.5
7	1'33.247	26.164	20.698	25.568	20.817	290.3	21	1'36.452	26.888	21.269	26.881	21.414	288.7
8	1'40.620	26.258	23.723	28.282	22.357	268.6	22	1'39.441 P	32.031*	21.765	27.099	18.546	288.0
9	1'36.774	26.665	21.004	27.749	21.356	261.5	Run # 4	Front Tyre	Slick-Hard	Rear Tyre	Slick-Soft		
10	1'33.255	26.304	20.763	25.430	20.758	291.8		5 Laps at start		New Tyre			
11	1'32.653	26.037	20.571	25.343	20.702	291.8	23	1'45.427	33.973	22.261	27.289	21.904	286.4
12	1'32.724	26.069	20.560	25.372	20.723	292.6	24	1'36.065	26.858	21.207	26.628	21.372	288.0
13	1'34.327 P	28.445	22.109	27.108	16.665	269.3	25	1'43.000	26.647	21.310	28.220	26.823	288.7
Run # 2	Front Tyre	Slick-Hard	Rear Tyre	Slick-Medium			26	1'39.513	30.177	21.347	26.736	21.253	287.2
	15 Laps at start		13 Laps at start				27	1'35.886	26.719	21.179	26.596	21.392	289.5
14	1'45.971	35.268	22.177	27.144	21.382	273.4							
15	1'33.685	26.472	20.899	25.505	20.809	290.3							
16	1'37.622	25.968	24.752	26.025	20.877	290.3							
17	1'34.262 *	26.024	20.687	26.357*	21.194	291.1							
18	1'32.727	26.007	20.517	25.354	20.849	291.8							
19	1'32.613	25.978	20.537	25.389	20.709	290.3							
20	1'32.234 P	25.872	20.854	28.901	16.607	267.3							
Run # 3	Front Tyre	Slick-Hard	Rear Tyre	Slick-Soft									
	New Tyre		New Tyre										
21	1'46.005	34.073	21.926	26.539	23.467	283.4							
22	1'33.957 *	26.280	20.794	25.743*	21.140	291.8							
23	1'36.380 P	25.906	20.604	25.370	24.500	290.3							
Run # 4	Front Tyre	Slick-Hard	Rear Tyre	Slick-Soft									
	3 Laps at start												
24	1'56.851 *	35.329	25.352	31.012*	25.158	260.2							
25	1'37.310	26.391	20.782	29.164	20.973	233.2							
26	1'32.772	26.076	20.541	25.518	20.637	290.3							

24th 7 **Takumi TAKAHASHI** HONDA JPN
LCR Honda CASTROL

Runs=4 Total laps=27 Full laps=20 Valid laps=19

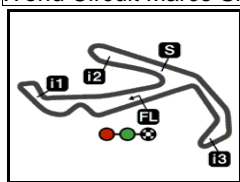
Run #	Lap Time	Front Tyre	Slick-Medium	Rear Tyre	Slick-Soft	Speed
Run # 1		Front Tyre	Slick-Medium	Rear Tyre	Slick-Soft	
		New Tyre		New Tyre		
1	2'28.925	36.139	24.637	28.714	23.126	284.9
2	1'40.808 *	28.974	22.109	27.557	22.168*	286.4
3	1'39.023	27.869	21.660	27.403	22.091	285.7
4	1'38.667	27.412	21.802	27.604	21.849	285.7
5	1'38.069	27.411	21.573	27.420	21.665	285.7
6	1'40.509	29.935	21.738	27.104	21.732	288.7
7	1'43.472	29.018	24.749	27.774	21.931	288.0
8	1'37.235	27.125	21.536	27.188	21.386	286.4
9	1'35.428 P	27.984	21.857	27.364	18.223	288.0
Run # 2	Front Tyre	Slick-Medium	Rear Tyre	Slick-Soft		
	9 Laps at start		9 Laps at start			
10	1'47.247	35.858	22.221	27.212	21.956	287.2
11	1'37.456	27.117	21.558	27.063	21.718	288.0
12	1'37.397	27.160	21.424	26.760	22.053	291.1
13	1'36.829	26.919	21.496	27.042	21.372	288.7
14	1'37.983	27.502	21.502	27.084	21.895	288.7
15	1'42.491	27.172	22.652	30.804	21.863	268.6
16	1'38.364	27.470	22.477	27.015	21.402	290.3
17	1'37.167 P	26.920	22.190	29.853	18.204	230.2

Fastest Lap: Marco BEZZECCHI Mooney VR46 Racing ITA **1'30.846** 25.610 20.226 24.608 20.402

These data/results cannot be reproduced, stored and/or transmitted in whole or in part by any manner of electronic, mechanical, photocopying, recording, broadcasting or otherwise now known or herein after developed without the previous express consent by the copyright owner, except for reproduction in daily press and regular printed publications on sale to the public within 60 days of the event related to those data/results and always provided that copyright symbol appears together as follows below.
© DORNA, 2023

Official MotoGP Timing by **TISSOT**
www.motogp.com





4226 m.

GRAN PREMIO RED BULL DI SAN MARINO E DELLA RIVIERA

Practice

Best Partial Times

MotoGP™

IT Ideal Lap Time, sum of the best partial times

BT Best Lap Time

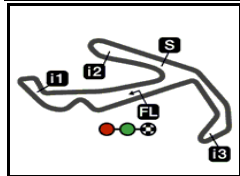
T1		T2		T3		T4				IT		BT
Pos	Rider	Time	Rider	Time	Rider	Time	Rider	Time	Pos	Rider	IT	BT
1	J.MARTIN	25.494	J.MARTIN	20.143	M.BEZZECCHI	24.608	M.MARQUEZ	20.271	1	M.BEZZECCHI	1'30.818	1'30.846 (1)
2	M.VIÑALES	25.522	M.BEZZECCHI	20.198	M.VIÑALES	24.670	D.PEDROSA	20.376	2	M.VIÑALES	1'30.972	1'30.972 (2)
3	D.PEDROSA	25.538	B.BINDER	20.217	F.BAGNAIA	24.764	B.BINDER	20.386	3	J.MARTIN	1'30.974	1'31.177 (4)
4	F.QUARTARARO	25.560	D.PEDROSA	20.228	A.MARQUEZ	24.779	M.BEZZECCHI	20.402	4	B.BINDER	1'31.033	1'31.256 (9)
5	L.MARINI	25.575	A.MARQUEZ	20.243	B.BINDER	24.814	L.MARINI	20.405	5	D.PEDROSA	1'31.074	1'31.101 (3)
6	F.BAGNAIA	25.581	F.BAGNAIA	20.271	L.MARINI	24.829	J.MILLER	20.407	6	L.MARINI	1'31.117	1'31.187 (5)
7	DI GIANNANTO	25.600	M.MARQUEZ	20.281	T.NAKAGAMI	24.844	M.PIRRO	20.429	7	F.BAGNAIA	1'31.135	1'31.220 (7)
8	M.BEZZECCHI	25.610	M.VIÑALES	20.285	J.MARTIN	24.857	A.MARQUEZ	20.449	8	M.MARQUEZ	1'31.217	1'31.217 (6)
9	B.BINDER	25.616	L.MARINI	20.308	M.PIRRO	24.883	S.BRADL	20.457	9	A.MARQUEZ	1'31.247	1'31.247 (8)
10	R.FERNANDEZ	25.642	R.FERNANDEZ	20.318	J.ZARCO	24.895	P.ESPARGARO	20.473	10	R.FERNANDEZ	1'31.369	1'31.536 (10)
11	M.PIRRO	25.670	P.ESPARGARO	20.349	R.FERNANDEZ	24.897	J.MARTIN	20.480	11	F.QUARTARARO	1'31.389	1'31.644 (13)
12	A.ESPARGARO	25.674	J.MILLER	20.350	A.ESPARGARO	24.911	F.QUARTARARO	20.482	12	M.PIRRO	1'31.421	1'31.743 (16)
13	M.MARQUEZ	25.674	M.OLIVEIRA	20.386	D.PEDROSA	24.932	M.VIÑALES	20.495	13	F.DI GIANNANTO	1'31.558	1'31.821 (19)
14	F.MORBIDELLI	25.680	F.QUARTARARO	20.391	F.QUARTARARO	24.956	A.ESPARGARO	20.505	14	P.ESPARGARO	1'31.560	1'31.560 (11)
15	P.ESPARGARO	25.685	J.MIR	20.406	F.MORBIDELLI	24.963	R.FERNANDEZ	20.512	15	A.ESPARGARO	1'31.564	1'31.619 (12)
16	J.ZARCO	25.753	F.MORBIDELLI	20.431	S.BRADL	24.970	F.DI GIANNANTO	20.518	16	F.MORBIDELLI	1'31.655	1'31.710 (14)
17	J.MILLER	25.774	J.ZARCO	20.432	M.MARQUEZ	24.991	F.BAGNAIA	20.519	16	J.MILLER	1'31.655	1'31.781 (17)
18	A.MARQUEZ	25.776	F.DI GIANNANTO	20.432	F.DI GIANNANTO	25.008	F.MORBIDELLI	20.581	18	J.ZARCO	1'31.683	1'31.785 (18)
19	M.OLIVEIRA	25.809	M.PIRRO	20.439	P.ESPARGARO	25.053	J.ZARCO	20.603	19	S.BRADL	1'31.715	1'31.715 (15)
20	S.BRADL	25.834	T.NAKAGAMI	20.447	M.OLIVEIRA	25.114	M.OLIVEIRA	20.612	20	T.NAKAGAMI	1'31.753	1'32.107 (20)
21	T.NAKAGAMI	25.837	S.BRADL	20.454	J.MILLER	25.124	T.NAKAGAMI	20.625	21	M.OLIVEIRA	1'31.921	1'32.354 (22)
22	J.MIR	25.842	A.ESPARGARO	20.474	J.MIR	25.147	J.MIR	20.636	22	J.MIR	1'32.031	1'32.141 (21)
23	A.FERNANDEZ	25.872	A.FERNANDEZ	20.517	A.FERNANDEZ	25.343	A.FERNANDEZ	20.637	23	A.FERNANDEZ	1'32.369	1'32.613 (23)
24	T.TAKAHASHI	26.647	T.TAKAHASHI	21.179	T.TAKAHASHI	26.596	T.TAKAHASHI	21.253	24	T.TAKAHASHI	1'35.675	(-1)

These data/results cannot be reproduced, stored and/or transmitted in whole or in part by any manner of electronic, mechanical, photocopying, recording, broadcasting or otherwise now known or herein after developed without the previous express consent by the copyright owner, except for reproduction in daily press and regular printed publications on sale to the public within 60 days of the event related to those data/results and always provided that copyright symbol appears together as follows below.

© DORNA, 2023

Official MotoGP Timing by TISSOT
www.motogp.com





4226 m.

MotoGP™**GRAN PREMIO RED BULL DI SAN MARINO E DELLA RIVIERA****Practice****Fastest Laps Sequence**

<i>Practice Time</i>	 <i>Rider</i>	<i>Nation</i>	<i>Motorcycle</i>	<i>Time</i>	<i>Km/h</i>	<i>Rider's Lap</i>
3'26.232	20 Fabio QUARTARARO	FRA	YAMAHA	1'34.185	161.5	2
4'04.116	12 Maverick VIÑALES	SPA	APRILIA	1'34.129	161.6	2
4'59.535	20 Fabio QUARTARARO	FRA	YAMAHA	1'33.303	163.0	3
5'10.053	72 Marco BEZZECCHI	ITA	DUCATI	1'33.192	163.2	3
5'10.268	33 Brad BINDER	RSA	KTM	1'32.554	164.3	3
6'46.220	89 Jorge MARTIN	SPA	DUCATI	1'32.530	164.4	4
7'08.910	12 Maverick VIÑALES	SPA	APRILIA	1'32.110	165.1	4
8'40.704	12 Maverick VIÑALES	SPA	APRILIA	1'31.794	165.7	5
9'47.914	72 Marco BEZZECCHI	ITA	DUCATI	1'31.785	165.7	6
22'50.051	89 Jorge MARTIN	SPA	DUCATI	1'31.562	166.1	12
25'29.952	26 Dani PEDROSA	SPA	KTM	1'31.526	166.2	12
36'44.574	26 Dani PEDROSA	SPA	KTM	1'31.453	166.3	17
39'05.779	89 Jorge MARTIN	SPA	DUCATI	1'31.416	166.4	19
48'52.326	72 Marco BEZZECCHI	ITA	DUCATI	1'31.388	166.4	20
50'07.926	12 Maverick VIÑALES	SPA	APRILIA	1'30.972	167.2	20
1:00'28.551	72 Marco BEZZECCHI	ITA	DUCATI	1'30.846	167.4	26

These data/results cannot be reproduced, stored and/or transmitted in whole or in part by any manner of electronic, mechanical, photocopying, recording, broadcasting or otherwise now known or herein after developed without the previous express consent by the copyright owner, except for reproduction in daily press and regular printed publications on sale to the public within 60 days of the event related to those data/results and always provided that copyright symbol appears together as follows below.

© DORNA, 2023

Official MotoGP Timing by TISSOT
www.motogp.com

Misano Adriatico, Friday, September 08, 2023

