


4301 m.

PERTAMINA GRAND PRIX OF INDONESIA
Race
Classification after 27 laps = 116.127 km

29

Pos		Rider	Nation	Team	Motorcycle	Total Time	Km/h	Gap
1	25	1 Francesco BAGNAIA	ITA	Ducati Lenovo Team	DUCATI	41'20.293	168.5	
2	20	12 Maverick VIÑALES	SPA	Aprilia Racing	APRILIA	41'20.599	168.5	0.306
3	16	20 Fabio QUARTARARO	FRA	Monster Energy Yamaha MotoGP	YAMAHA	41'20.726	168.5	0.433
4	13	49 Fabio DI GIANNANTONIO	ITA	Gresini Racing MotoGP	DUCATI	41'27.255	168.0	6.962
5	11	72 Marco BEZZECCHI	ITA	Mooney VR46 Racing Team	DUCATI	41'31.404	167.7	11.111
6	10	33 Brad BINDER	RSA	Red Bull KTM Factory Racing	KTM	41'31.521	167.7	11.228
7	9	43 Jack MILLER	AUS	Red Bull KTM Factory Racing	KTM	41'32.767	167.7	12.474
8	8	23 Enea BASTIANINI	ITA	Ducati Lenovo Team	DUCATI	41'32.977	167.6	12.684
9	7	42 Alex RINS	SPA	LCR Honda CASTROL	HONDA	41'42.833	167.0	22.540
10	6	41 Aleix ESPARGARO	SPA	Aprilia Racing	APRILIA	41'50.761	166.5	30.468
11	5	30 Takaaki NAKAGAMI	JPN	LCR Honda IDEMITSU	HONDA	41'51.116	166.4	30.823
12	4	88 Miguel OLIVEIRA	POR	CryptoDATA RNF MotoGP Team	APRILIA	41'56.932	166.0	36.639
13	3	25 Raul FERNANDEZ	SPA	CryptoDATA RNF MotoGP Team	APRILIA	42'03.157	165.6	42.864
14	2	21 Franco MORBIDELLI	ITA	Monster Energy Yamaha MotoGP	YAMAHA	42'01.195	141.2	4 laps
Not classified								
		5 Johann ZARCO	FRA	Prima Pramac Racing	DUCATI	22'01.941	163.9	13 laps
		89 Jorge MARTIN	SPA	Prima Pramac Racing	DUCATI	18'21.953	168.6	15 laps
		36 Joan MIR	SPA	Repsol Honda Team	HONDA	17'01.668	166.7	16 laps
		37 Augusto FERNANDEZ	SPA	GASGAS Factory Racing Tech3	KTM	17'08.574	165.5	16 laps
		93 Marc MARQUEZ	SPA	Repsol Honda Team	HONDA	10'53.463	165.8	20 laps
		10 Luca MARINI	ITA	Mooney VR46 Racing Team	DUCATI	8'51.542	116.5	23 laps
		44 Poli ESPARGARO	SPA	GASGAS Factory Racing Tech3	KTM	1'39.311	155.9	26 laps

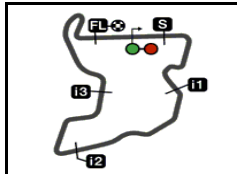
The results are provisional until the end of the limit for protest and appeals.

Time limit for protest expires 60' after publication of the results - Time:

These data/results cannot be reproduced, stored and/or transmitted in whole or in part by any manner of electronic, mechanical, photocopying, recording, broadcasting or otherwise now known or herein after developed without the previous express consent by the copyright owner, except for reproduction in daily press and regular printed publications on sale to the public within 60 days of the event related to those data/results and always provided that copyright symbol appears together as follows below.

© DORNA, 2023





4301 m.

**PERTAMINA GRAND PRIX OF INDONESIA
Race**

Classification after 27 laps = 116.127 km

29

Pos	Rider	Nation	Team	Motorcycle	Total Time	Km/h	Gap
-----	-------	--------	------	------------	------------	------	-----

Race condition: Dry
 Air: 31°
 Humidity: 65%
 Ground: 57°

Pole Position:		Luca MARINI	1'29.978	172.0 Km/h
Fastest Lap (New record):	Lap 18	Enea BASTIANINI	1'30.906	170.3 Km/h
Best Race Lap:	2022	Fabio QUARTARARO	1'38.749	156.7 Km/h
All Time Lap Record:	2023	Luca MARINI	1'29.978	172.0 Km/h

14:35'00		SIGHTING LAP START
14:59'56		WARM UP LAP START
15:02'14		RACE START
15:02'58	-	No jump starts
15:03'45	<u>Enea BASTIANINI</u>	long lap penalty
15:03'45	<u>Luca MARINI</u>	long lap penalty
15:04'44	Luca MARINI	crashed out - Rider OK
15:05'20	Pol ESPARGARO	crashed out - Rider OK
15:05'30	Franco MORBIDELLI	entered pits
15:06'20	<u>Enea BASTIANINI</u>	long lap penalty - COMPLETED
15:07'08	Luca MARINI	re-joined race
15:08'11	<u>Luca MARINI</u>	long lap penalty - COMPLETED
15:09'19	<u>Brad BINDER</u>	long lap penalty due to irresponsible riding
15:10'47	<u>Brad BINDER</u>	long lap penalty - COMPLETED
15:11'05	Luca MARINI	entered pits and retired
15:11'53	Franco MORBIDELLI	re-joined race
15:14'21	Marc MARQUEZ	crashed out - Rider OK
15:20'29	Augusto FERNANDEZ	crashed out - Rider OK
15:20'44	Joan MIR	crashed out - Rider OK
15:21'37	Jorge MARTIN	crashed out - Rider OK
15:23'32	<u>Brad BINDER</u>	long lap penalty due to irresponsible riding
15:24'23	<u>Brad BINDER</u>	long lap penalty - COMPLETED
15:25'18	Johann ZARCO	crashed out - Rider OK

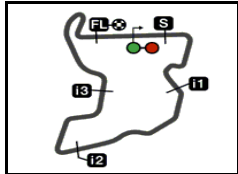
The results are provisional until the end of the limit for protest and appeals.

Time limit for protest expires 60' after publication of the results - Time:

These data/results cannot be reproduced, stored and/or transmitted in whole or in part by any manner of electronic, mechanical, photocopying, recording, broadcasting or otherwise now known or herein after developed without the previous express consent by the copyright owner, except for reproduction in daily press and regular printed publications on sale to the public within 60 days of the event related to those data/results and always provided that copyright symbol appears together as follows below.

© DORNA, 2023





4301 m.

PERTAMINA GRAND PRIX OF INDONESIA

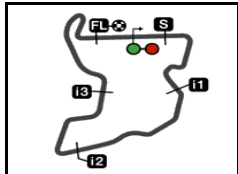
World Championship Classification

30

Rider	Points	Leader	Prev	POR	ARG	AME	SPA	FRA	ITA	GER	NED	GBR	AUT	CAT	RSM	IND	JPN	INA	AUS	THA	MAL	QAT	VAL	
1 BAGNAIA Francesco [ITA]	346			37 12 25	4 4 0	12 12 -	34 9 25	7 7 -	37 12 25	29 9 20	34 9 25	20 0 20	37 12 25	9 9 -	23 7 16	9 9 -	27 7 20	27 2 25						
2 MARTIN Jorge [SPA]	328	18	18	9 9 -	13 2 11	7 7 -	19 6 13	32 12 20	27 7 20	37 12 25	15 4 11	14 4 10	16 7 9	21 5 16	37 12 25	32 12 20	37 12 25	12 12						
3 BEZZECCHI Marco [ITA]	283	63	45	16 - 16	34 9 25	14 4 10	1 1 -	28 3 25	17 9 8	16 3 13	32 12 20	9 9 -	16 - 16	6 2 4	29 9 20	30 5 25	17 4 13	18 7 11						
4 BINDER Brad [RSA]	211	135	72	10 0 10	12 12 0	8 5 3	32 12 20	19 9 10	11 0 11	4 4 -	18 5 13	17 1 16	29 9 20	6 6 -	7 5 2	19 6 13	9 9 -	10 0 10						
5 ESPARGARO Aleix [SPA]	177	169	34	11 4 7	1 - 1	6 6 -	11 - 11	13 2 11	12 2 10	1 1 0	22 6 16	30 5 25	10 3 7	37 12 25	6 2 4	- - -	11 - 11	6 - 6						
6 VIÑALES Maverick [SPA]	165	181	12	25 5 20	7 3 4	13 0 13	3 3 -	1 1 -	4 0 4	- - -	3 3 -	18 7 11	12 2 10	27 7 20	15 4 11	10 2 8	1 1 0	26 6 20						
7 ZARCO Johann [FRA]	162	184	3	15 2 13	20 0 20	9 0 9	2 2 -	20 4 16	22 6 16	21 5 16	0 0 -	13 6 7	3 - 3	16 3 13	6 0 6	10 - 10	5 5 -	0 0						
8 MARINI Luca [ITA]	144	202	18	- - -	15 7 8	23 3 20	10 0 10	6 6 -	18 5 13	17 6 11	9 0 9	9 0 9	13 - 13	5 0 5	10 3 7	- - -	- - -	9 9						
9 MILLER Jack [AUS]	135	211	9	15 6 9	10 0 10	1 1 -	23 7 16	- - -	13 4 9	17 7 10	0 0 -	11 3 8	6 5 1	8 0 8	0 0 -	5 3 2	16 6 10	10 1 9						
10 QUARTARARO Fabio [FRA]	132	214	3	8 0 8	10 1 9	16 0 16	6 0 6	9 - 9	5 0 5	3 0 3	7 7 -	1 0 1	8 0 8	9 0 9	3 0 3	20 4 16	6 0 6	21 5 16						
11 MARQUEZ Alex [SPA]	108	238	24	12 1 11	21 5 16	- - -	8 - 8	0 0 -	- - -	11 2 9	11 1 10	12 12 -	17 6 11	10 0 10	6 1 5	- - -	- - -	- -						
12 MORBIDELLI Franco [ITA]	79	267	29	2 0 2	19 6 13	8 0 8	5 0 5	6 0 6	6 0 6	4 0 4	7 0 7	2 0 2	6 1 5	2 0 2	1 0 1	9 0 9	0 0 0	2 0 2						

These data/results cannot be reproduced, stored and/or transmitted in whole or in part by any manner of electronic, mechanical, photocopying, recording, broadcasting or otherwise now known or herein after developed without the previous express consent by the copyright owner, except for reproduction in daily press and regular printed publications on sale to the public within 60 days of the event related to those data/results and always provided that copyright symbol appears together as follows below.
© DORNA, 2023





PERTAMINA GRAND PRIX OF INDONESIA

30

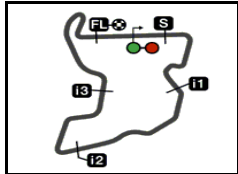
World Championship Classification

4301 m.

Rider	Points	Leader	Prev	POR	ARG	AME	SPA	FRA	ITA	GER	NED	GBR	AUT	CAT	RSM	IND	JPN	INA	AUS	THA	MAL	QAT	VAL	
13 OLIVEIRA Miguel [POR]	73	273	6	3 3 -	- - -	13 2 11	5 5 -	- - -	0 0 -	6 0 6	0 0 -	13 0 13	- - -	15 4 11	10 0 10	4 0 4	0 0 0	4 0 4						
14 DI GIANNANTONIO Fabio [ITA]	70	276	3	0 0 -	6 0 6	7 0 7	4 0 4	8 0 8	2 0 2	7 0 7	- - -	3 0 3	0 0 0	6 0 6	0 0 0	0 0 -	10 2 8	17 4 13						
15 FERNANDEZ Augusto [SPA]	67	279	3	3 - 3	5 0 5	6 0 6	3 0 3	13 - 13	1 0 1	5 0 5	6 0 6	7 2 5	2 0 2	7 0 7	0 0 0	0 0 -	9 0 9	0 0						
16 MARQUEZ Marc [SPA]	64	282	3	7 7 -	- - -	- - -	- - -	5 5 -	3 3 -	0 0 -	0 0 -	0 0 -	4 0 4	3 0 3	9 0 9	14 7 7	19 3 16	- -						
17 RINS Alex [SPA]	54	292	10	6 0 6	7 0 7	34 9 25	0 0 -	0 0 -	- - -	- - -	- - -	- - -	- - -	- - -	- - -	- - -	- - -	7 0 7						
18 NAKAGAMI Takaaki [JPN]	50	296	4	4 0 4	3 0 3	0 0 -	7 - 7	7 0 7	3 0 3	2 0 2	8 0 8	0 0 0	0 - 0	1 0 1	0 0 0	5 0 5	5 0 5	5 0 5						
19 FERNANDEZ Raul [SPA]	39	307	11	0 0 -	2 0 2	0 0 -	1 0 1	- - -	0 0 0	1 0 1	4 0 4	6 0 6	0 0 -	0 0 -	8 0 8	7 1 6	7 0 7	3 0 3						
20 BASTIANINI Enea [ITA]	36	310	3	- - -	- - -	- - -	- - -	- - -	8 1 7	8 0 8	2 2 -	0 0 -	6 0 6	1 1 -	- - -	- - -	- - -	11 3 8						
21 PEDROSA Dani [SPA]	32	314	4	- - -	- - -	- - -	13 4 9	- - -	- - -	- - -	- - -	- - -	- - -	- - -	19 6 13	- - -	- - -	- - -						
22 MIR Joan [SPA]	20	326	12	5 - 5	- - -	0 0 -	- - -	0 0 -	- - -	- - -	- - -	0 0 -	0 0 -	0 0 0	0 0 -	11 - 11	4 0 4	0 0						
23 ESPARGARO Pol [SPA]	12	334	8	- - -	- - -	- - -	- - -	- - -	- - -	- - -	- - -	4 0 4	4 4 0	- - -	0 0 -	3 - 3	1 0 1	0 0						
24 SAVADORI Lorenzo [ITA]	9	337	3	- - -	- - -	- - -	- - -	4 0 4	0 0 0	- - -	5 0 5	- - -	0 - 0	- - -	- - -	- - -	- - -	- - -						

These data/results cannot be reproduced, stored and/or transmitted in whole or in part by any manner of electronic, mechanical, photocopying, recording, broadcasting or otherwise now known or herein after developed without the previous express consent by the copyright owner, except for reproduction in daily press and regular printed publications on sale to the public within 60 days of the event related to those data/results and always provided that copyright symbol appears together as follows below.
© DORNA, 2023





PERTAMINA GRAND PRIX OF INDONESIA

30

4301 m.

World Championship Classification

Rider	Points	Leader	Prev	POR	ARG	AME	SPA	FRA	ITA	GER	NED	GBR	AUT	CAT	RSM	IND	JPN	INA	AUS	THA	MAL	QAT	VAL
25 FOLGER Jonas [GER]	9	337	0	-	-	4	0	3	0	0	2	-	-	-	-	-	-	-					
26 BRADL Stefan [GER]	8	338	1	-	-	0	2	-	-	-	3	-	-	-	0	1	2	-					
27 PIRRO Michele [ITA]	5	341	3	-	-	5	-	-	0	-	-	-	-	-	0	0	0	-					
28 PETRUCCI Danilo [ITA]	5	341	0	-	-	-	-	5	-	-	-	-	-	-	-	-	-	-					
29 CRUTCHLOW Cal [GBR]	3	343	2	-	-	-	-	-	-	-	-	-	-	-	-	-	3	-					
30 LECUONA Iker [SPA]	0	346	3	-	-	-	0	-	-	-	0	0	0	0	-	-	-	-					

These data/results cannot be reproduced, stored and/or transmitted in whole or in part by any manner of electronic, mechanical, photocopying, recording, broadcasting or otherwise now known or herein after developed without the previous express consent by the copyright owner, except for reproduction in daily press and regular printed publications on sale to the public within 60 days of the event related to those data/results and always provided that copyright symbol appears together as follows below.
© DORNA, 2023





4301 m.

PERTAMINA GRAND PRIX OF INDONESIA

World Championship Classification

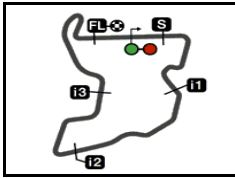
30

Constructor	<i>Points</i>	<i>Leader</i>	<i>Previous</i>	POR	ARG	AME	SPA	FRA	ITA	GER	NED	GBR	AUT	CAT	RSM	IND	JPN	INA	AUS	THA	MAL	QAT	VAL
1 DUCATI	527			37	34	32	34	37	37	37	37	32	37	25	37	37	37						
2 KTM	283	244	244	16	22	11	32	22	15	17	18	19	29	14	19	19	19	11					
3 APRILIA	266	261	17	25	7	19	16	13	12	7	22	32	13	37	15	10	12	26					
4 YAMAHA	152	375	114	8	19	16	6	9	6	4	14	2	9	9	3	20	6	21					
5 HONDA	149	378	3	13	7	34	7	12	6	2	8	-	4	3	9	18	19	7					

Team	<i>Points</i>	<i>Leader</i>	<i>Previous</i>	POR	ARG	AME	SPA	FRA	ITA	GER	NED	GBR	AUT	CAT	RSM	IND	JPN	INA	AUS	THA	MAL	QAT	VAL
1 PRIMA PRAMAC RACING	490			24	33	16	21	52	49	58	15	27	19	37	43	42	42	12					
2 MOONEY VR46 RACING TEAM	427	63	63	16	49	37	11	34	35	33	41	18	29	11	39	30	17	27					
3 DUCATI LENOVO TEAM	392	98	35	37	4	17	34	12	45	37	36	20	43	10	23	9	27	38					
4 RED BULL KTM FACTORY RACING	346	144	46	25	22	9	55	19	24	21	18	28	35	14	7	24	25	20					
5 APRILIA RACING	342	148	4	36	8	19	14	14	16	1	25	48	22	64	21	10	12	32					
6 MONSTER ENERGY YAMAHA MOTOGP	211	279	131	10	29	24	11	15	11	7	14	3	14	11	4	29	6	23					
7 GRESINI RACING MOTOGP	178	312	33	12	27	7	12	8	2	18	11	15	17	16	6	-	10	17					
8 CRYPTODATA RNF MOTOGP TEAM	116	374	62	3	2	13	6	4	-	7	4	19	-	15	18	11	7	7					
9 LCR HONDA	110	380	6	10	10	34	7	7	3	2	11	-	-	1	-	6	7	12					
10 GASGAS FACTORY RACING TECH3	88	402	22	3	5	10	3	16	1	5	8	11	6	7	-	3	10	-					
11 REPSOL HONDA TEAM	84	406	4	12	-	-	-	5	3	-	-	-	4	3	9	25	23	-					

These data/results cannot be reproduced, stored and/or transmitted in whole or in part by any manner of electronic, mechanical, photocopying, recording, broadcasting or otherwise now known or herein after developed without the previous express consent by the copyright owner, except for reproduction in daily press and regular printed publications on sale to the public within 60 days of the event related to those data/results and always provided that copyright symbol appears together as follows below.
© DORNA, 2023





4301 m.

PERTAMINA GRAND PRIX OF INDONESIA
Race
Lap Chart

31

Pos	1	2	3	4	5	6	7	8	9	10	11	12	13	14	15	16	17	18	19	20	21
Grid	10	12	41	20	33	89	49	93	72	43	23	88	1	5	21	44	25	37	36	30	42



	1	2	3	4	5	6	7	8	9	10	11	12	13	14	15	16	17	18	19	20	21	23
	89	12	20	10	33	1	41	88	43	44	93	30	72	49	5	36	25	37	42	21	23	
	2	89	12	20	1	41	33	88	93	43	30	72	36	49	25	37	42	5	23	21	10	
	3	89	12	1	41	20	33	88	93	43	30	72	49	36	25	37	42	5	23	10	21	
	4	89	12	1	41	33	20	88	93	43	30	72	49	36	25	42	5	23	37	10	21	
	5	89	12	1	41	33	20	88	93	43	72	30	49	36	25	42	23	37	5	21		
	6	89	12	1	41	20	88	43	93	72	33	30	49	36	25	42	23	37	5	21		
	7	89	12	1	41	20	88	43	72	33	93	30	49	36	25	42	23	37	5	21		
	8	89	12	1	41	20	88	43	72	33	30	49	36	25	42	23	37	5	21			
	9	89	12	1	41	20	43	88	72	33	49	30	36	25	42	23	37	5	21			
	10	89	12	1	41	20	43	72	88	33	49	30	36	25	42	23	37	5	21			
L	11	89	12	1	41	20	43	72	49	33	30	36	25	42	23	37	88	5	21			
a	12	89	12	1	41	20	43	72	49	33	30	25	42	23	88	5	21					
p	13	12	1	20	41	43	72	49	33	30	25	42	23	88	5	21						
s	14	12	1	20	41	43	49	72	33	30	25	42	23	88	5	21						
	15	12	1	20	43	41	49	72	33	30	25	23	42	88	21							
	16	12	1	20	43	41	72	49	33	30	23	42	25	88	21							
	17	12	1	20	43	49	72	41	33	30	23	42	25	88	21							
	18	12	1	20	49	43	72	33	41	23	30	42	25	88	21							
	19	12	1	20	49	43	72	33	41	23	30	42	25	88	21							
	20	1	12	20	49	43	72	33	23	41	42	30	25	88	21							
	21	1	12	20	49	33	43	72	23	41	42	30	25	88	21							
	22	1	12	20	49	33	43	72	23	41	42	30	25	88	21							
	23	1	12	20	49	33	43	72	23	42	41	30	25	88	21							
	24	1	12	20	49	33	72	43	23	42	41	30	25	88								
	25	1	12	20	49	33	72	43	23	42	41	30	88	25								
	26	1	12	20	49	33	72	43	23	42	41	30	88	25								
	27	1	12	20	49	72	33	43	23	42	41	30	88	25								

Winner Lapped rider

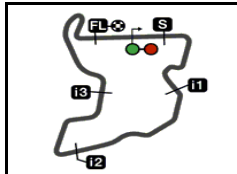
These data/results cannot be reproduced, stored and/or transmitted in whole or in part by any manner of electronic, mechanical, photocopying, recording, broadcasting or otherwise now known or herein after developed without the previous express consent by the copyright owner, except for reproduction in daily press and regular printed publications on sale to the public within 60 days of the event related to those data/results and always provided that copyright symbol appears together as follows below.

© DORNA, 2023

Official MotoGP Timing by TISSOT
 www.motogp.com



Lombok, Sunday, October 15, 2023




4301 m.

PERTAMINA GRAND PRIX OF INDONESIA

Race

Fastest Lap of Each Rider

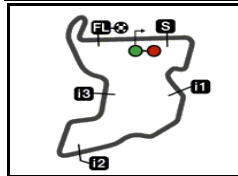
32

	Rider	Nation	Team	Motorcycle	Time	Lap Total	Gap
1	23 Enea BASTIANINI	ITA	Ducati Lenovo Team	DUCATI	1'30.906	18 27	
2	89 Jorge MARTIN	SPA	Prima Pramac Racing	DUCATI	1'31.035	10 12	0.129 0.129
3	20 Fabio QUARTARARO	FRA	Monster Energy Yamaha MotoGP	YAMAHA	1'31.116	18 27	0.210 0.081
4	33 Brad BINDER	RSA	Red Bull KTM Factory Racing	KTM	1'31.159	13 27	0.253 0.043
5	49 Fabio DI GIANNANTONIO	ITA	Gresini Racing MotoGP	DUCATI	1'31.197	19 27	0.291 0.038
6	21 Franco MORBIDELLI	ITA	Monster Energy Yamaha MotoGP	YAMAHA	1'31.280	17 23	0.374 0.083
7	12 Maverick VIÑALES	SPA	Aprilia Racing	APRILIA	1'31.314	13 27	0.408 0.034
8	1 Francesco BAGNAIA	ITA	Ducati Lenovo Team	DUCATI	1'31.324	7 27	0.418 0.010
9	72 Marco BEZZECCHI	ITA	Mooney VR46 Racing Team	DUCATI	1'31.351	25 27	0.445 0.027
10	37 Augusto FERNANDEZ	SPA	GASGAS Factory Racing Tech3	KTM	1'31.436	10 11	0.530 0.085
11	43 Jack MILLER	AUS	Red Bull KTM Factory Racing	KTM	1'31.463	10 27	0.557 0.027
12	41 Aleix ESPARGARO	SPA	Aprilia Racing	APRILIA	1'31.467	5 27	0.561 0.004
13	36 Joan MIR	SPA	Repsol Honda Team	HONDA	1'31.577	10 11	0.671 0.110
14	30 Takaaki NAKAGAMI	JPN	LCR Honda IDEMITSU	HONDA	1'31.675	10 27	0.769 0.098
15	25 Raul FERNANDEZ	SPA	CryptoDATA RNF MotoGP Team	APRILIA	1'31.712	5 27	0.806 0.037
16	42 Alex RINS	SPA	LCR Honda CASTROL	HONDA	1'31.791	17 27	0.885 0.079
17	88 Miguel OLIVEIRA	POR	CryptoDATA RNF MotoGP Team	APRILIA	1'31.823	8 27	0.917 0.032
18	93 Marc MARQUEZ	SPA	Repsol Honda Team	HONDA	1'31.909	5 7	1.003 0.086
19	5 Johann ZARCO	FRA	Prima Pramac Racing	DUCATI	1'32.596	14 14	1.690 0.687
20	10 Luca MARINI	ITA	Mooney VR46 Racing Team	DUCATI	1'48.616	3 4	17.710 16.020

These data/results cannot be reproduced, stored and/or transmitted in whole or in part by any manner of electronic, mechanical, photocopying, recording, broadcasting or otherwise now known or herein after developed without the previous express consent by the copyright owner, except for reproduction in daily press and regular printed publications on sale to the public within 60 days of the event related to those data/results and always provided that copyright symbol appears together as follows below.

© DORNA, 2023





4301 m.

PERTAMINA GRAND PRIX OF INDONESIA

After the Race

Event Best Maximum Speed

33



Rider	Nation	Team	Motorcycle	Km/h	
89 Jorge MARTIN	SPA	Prima Pramac Racing	DUCATI	316.7	Tissot Sprint
5 Johann ZARCO	FRA	Prima Pramac Racing	DUCATI	316.7	Qualifying Nr. 1
1 Francesco BAGNAIA	ITA	Ducati Lenovo Team	DUCATI	316.7	Qualifying Nr. 1
88 Miguel OLIVEIRA	POR	CryptoDATA RNF MotoGP Team	APRILIA	315.7	Qualifying Nr. 2
33 Brad BINDER	RSA	Red Bull KTM Factory Racing	KTM	315.7	Qualifying Nr. 2
10 Luca MARINI	ITA	Mooney VR46 Racing Team	DUCATI	314.8	Qualifying Nr. 1
72 Marco BEZZECCHI	ITA	Mooney VR46 Racing Team	DUCATI	314.8	Warm Up
12 Maverick VIÑALES	SPA	Aprilia Racing	APRILIA	314.8	Race
44 Po ESPARGARO	SPA	GASGAS Factory Racing Tech3	KTM	314.8	Qualifying Nr. 1
41 Aleix ESPARGARO	SPA	Aprilia Racing	APRILIA	313.9	Practice
43 Jack MILLER	AUS	Red Bull KTM Factory Racing	KTM	313.9	Tissot Sprint
20 Fabio QUARTARARO	FRA	Monster Energy Yamaha MotoGP	YAMAHA	313.9	Qualifying Nr. 2
93 Marc MARQUEZ	SPA	Repsol Honda Team	HONDA	313.0	Qualifying Nr. 2
23 Enea BASTIANINI	ITA	Ducati Lenovo Team	DUCATI	313.0	Qualifying Nr. 2
21 Franco MORBIDELLI	ITA	Monster Energy Yamaha MotoGP	YAMAHA	312.1	Race
36 Joan MIR	SPA	Repsol Honda Team	HONDA	312.1	Qualifying Nr. 1
49 Fabio DI GIANNANTONIO	ITA	Gresini Racing MotoGP	DUCATI	312.1	Tissot Sprint
25 Raul FERNANDEZ	SPA	CryptoDATA RNF MotoGP Team	APRILIA	311.2	Qualifying Nr. 1
37 Augusto FERNANDEZ	SPA	GASGAS Factory Racing Tech3	KTM	311.2	Qualifying Nr. 1
30 Takaaki NAKAGAMI	JPN	LCR Honda IDEMITSU	HONDA	309.4	Qualifying Nr. 1
42 Alex RINS	SPA	LCR Honda CASTROL	HONDA	309.4	Practice
73 Alex MARQUEZ	SPA	Gresini Racing MotoGP	DUCATI	309.4	Free Practice Nr. 1

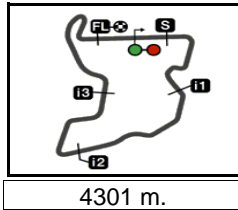
These data/results cannot be reproduced, stored and/or transmitted in whole or in part by any manner of electronic, mechanical, photocopying, recording, broadcasting or otherwise now known or herein after developed without the previous express consent by the copyright owner, except for reproduction in daily press and regular printed publications on sale to the public within 60 days of the event related to those data/results and always provided that copyright symbol appears together as follows below.

© DORNA, 2023

Official MotoGP Timing by TISSOT
www.motogp.com



Lombok, Sunday, October 15, 2023



PERTAMINA GRAND PRIX OF INDONESIA

Race

Chronological Analysis of Performances

34

* Lap / Sector time cancelled **T1** Time from finish line to 1st intermed. **T3** Time from 2nd intermed. to 3rd intermed.
P Crossing the finish line in pit lane **T2** Time from 1st intermed. to 2nd intermed. **T4** Time from 3rd intermediate to finish line
 **Tyre data subject to further updates

Lap	Lap Time	T1	T2	T3	T4	Speed	Lap	Lap Time	T1	T2	T3	T4	Speed
1st	1	Francesco BAGNAIA		DUCATI	ITA	8	1'31.402	25.415	18.742	18.897	28.348	313.0	
		Ducati Lenovo Team				9	1'31.512	25.513	18.743	18.945	28.311	310.3	
		Runs=1	Total laps=27	Full laps=26	Valid laps=26	10	1'31.562	25.494	18.762	18.969	28.337	309.4	
Run #	1	Front Tyre	Slick-Hard	Rear Tyre	Slick-Medium	11	1'31.466	25.505	18.739	18.943	28.279	311.2	
		New Tyre		New Tyre		12	1'31.548	25.485	18.837	18.940	28.286	313.0	
1	1'38.131	30.638	19.564	19.308	28.621	263.4	13	1'31.314	25.472	18.628	18.927	28.287	311.2
2	1'32.542	26.112	18.924	18.998	28.508	303.3	14	1'31.592	25.505	18.792	18.955	28.340	313.0
3	1'32.024	25.720	18.818	18.912	28.574	307.6	15	1'31.629	25.535	18.860	18.943	28.291	312.1
4	1'31.618	25.562	18.817	18.853	28.386	313.0	16	1'31.837 *	25.571	18.900*	18.963	28.403	311.2
5	1'31.509	25.508	18.807	18.971	28.223	311.2	17	1'31.682	25.506	18.965	18.918	28.293	309.4
6	1'31.673	25.787	18.793	18.893	28.200	314.8	18	1'31.582	25.453	18.884	18.922	28.323	313.0
7	1'31.324	25.468	18.757	18.835	28.264	309.4	19	1'31.725	25.563	18.896	18.995	28.271	313.0
8	1'31.549	25.558	18.713	18.899	28.379	313.0	20	1'32.340	25.538	18.928	19.354	28.520	313.0
9	1'31.467	25.584	18.698	18.910	28.275	311.2	21	1'31.839	25.706	18.884	18.945	28.304	305.9
10	1'31.332	25.496	18.741	18.862	28.233	310.3	22	1'31.660	25.559	18.815	19.026	28.260	306.8
11	1'31.384	25.499	18.776	18.815	28.294	310.3	23	1'31.584	25.557	18.775	18.930	28.322	311.2
12	1'31.390	25.479	18.612	18.952	28.347	311.2	24	1'31.535	25.433	18.791	19.000	28.311	313.0
13	1'31.525	25.480	18.673	18.979	28.393	313.0	25	1'31.596	25.511	18.760	19.028	28.297	313.0
14	1'31.611	25.536	18.836	18.919	28.320	310.3	26	1'32.036	25.569	18.892	18.997	28.578	314.8
15	1'31.597	25.597	18.803	18.896	28.301	311.2	27	1'31.644	25.493	18.802	18.942	28.407	313.0
16	1'31.541	25.527	18.802	18.944	28.268	312.1	3rd 20 Fabio QUARTARARO YAMAHA FRA						
17	1'31.491	25.508	18.697	18.881	28.405	313.0	Monster Energy Yamaha MotoGP						
18	1'31.424	25.617	18.652	18.951	28.204	309.4	Runs=1 Total laps=27 Full laps=26 Valid laps=26						
19	1'31.457	25.537	18.737	18.884	28.299	309.4	Run #	1	Front Tyre	Slick-Soft	Rear Tyre	Slick-Medium	
20	1'31.610	25.587	18.640	18.960	28.423	309.4			New Tyre		New Tyre		
21	1'31.372	25.519	18.793	18.904	28.156	308.5	1	1'37.686	29.893	19.604	19.468	28.721	258.9
22	1'31.537	25.561	18.752	18.944	28.280	312.1	2	1'32.783	25.958	19.260	19.124	28.441	307.6
23	1'31.651	25.655	18.822	18.990	28.184	312.1	3	1'32.662	25.573	19.009	19.057	29.023	305.9
24	1'31.796	25.575	18.861	18.996	28.364	309.4	4	1'32.528	26.216	18.954	19.110	28.248	304.2
25	1'31.740	25.630	18.903	19.017	28.190	311.2	5	1'31.776	25.556	18.992	18.951	28.277	306.8
26	1'31.657	25.548	18.787	18.949	28.373	313.0	6	1'31.612	25.576	18.930	18.920	28.186	309.4
27	1'32.341	25.647	19.003	19.001	28.690	312.1	7	1'31.569	25.533	18.944	18.865	28.227	308.5

2nd	12	Maverick VIÑALES		APRILIA	SPA	8	1'31.539	25.526	18.959	18.891	28.163	308.5	
		Aprilia Racing				9	1'31.500	25.509	18.884	18.904	28.203	310.3	
		Runs=1	Total laps=27	Full laps=26	Valid laps=25	10	1'31.315	25.400	18.848	18.939	28.128	311.2	
Run #	1	Front Tyre	Slick-Medium	Rear Tyre	Slick-Medium	11	1'31.444	25.439	18.860	18.916	28.229	308.5	
		New Tyre		New Tyre		12	1'32.188	25.936	18.962	18.970	28.320	308.5	
1	1'36.862	29.525	19.504	19.213	28.620	258.9	13	1'32.525	25.801	18.886	19.371	28.467	304.2
2	1'32.212	25.820	18.957	19.036	28.399	307.6	14	1'31.306	25.451	18.822	18.907	28.126	308.5
3	1'31.760	25.547	18.845	18.942	28.426	307.6	15	1'31.127	25.349	18.773	18.883	28.122	311.2
4	1'31.660	25.663	18.723	18.914	28.360	310.3	16	1'31.319	25.432	18.851	18.907	28.129	309.4
5	1'32.028	25.740	18.908	18.973	28.407	307.6	17	1'31.396	25.422	18.914	18.947	28.113	309.4
6	1'31.606	25.513	18.840	18.971	28.282	310.3	18	1'31.116	25.357	18.782	18.865	28.112	311.2
7	1'31.386	25.478	18.790	18.859	28.259	310.3	19	1'31.121	25.413	18.797	18.841	28.070	309.4

Fastest Lap: Enea BASTIANINI Ducati Lenovo Team ITA **1'30.906** 25.323 18.671 18.763 28.149

These data/results cannot be reproduced, stored and/or transmitted in whole or in part by any manner of electronic, mechanical, photocopying, recording, broadcasting or otherwise now known or herein after developed without the previous express consent by the copyright owner, except for reproduction in daily press and regular printed publications on sale to the public within 60 days of the event related to those data/results and always provided that copyright symbol appears together as follows below.
 © DORNA, 2023



Race

MotoGP

Lap	Lap Time	T1	T2	T3	T4	Speed	Lap	Lap Time	T1	T2	T3	T4	Speed
20	1'31.327	25.372	18.871	18.883	28.201	310.3	10	1'31.619	25.682	18.684	18.921	28.332	301.6
21	1'31.139	25.401	18.739	18.889	28.110	309.4	11	1'31.554	25.524	18.791	18.957	28.282	312.1
22	1'31.457	25.421	18.763	18.923	28.350	307.6	12	1'31.766	25.430	18.788	18.948	28.600	309.4
23	1'31.535	25.541	18.907	18.918	28.169	306.8	13	1'31.705	25.430	18.817	19.129	28.329	308.5
24	1'31.654	25.481	18.759	19.180	28.234	305.0	14	1'32.129	25.592	18.848	19.282	28.407	310.3
25	1'31.465	25.541	18.699	18.946	28.279	308.5	15	1'31.955	25.544	18.943	19.064	28.404	301.6
26	1'31.951	25.543	18.905	18.951	28.552	308.5	16	1'31.988	25.582	18.773	19.082	28.551	304.2
27	1'31.686	25.566	18.767	18.945	28.408	307.6	17	1'32.960	26.316	19.083	19.079	28.482	308.5

4th **49** **Fabio DI GIANNANTONI** DUCATI ITA
Gresini Racing MotoGP
Runs=1 Total laps=27 Full laps=26 Valid laps=25

Run #	1	Front Tyre	Slick-Soft	Rear Tyre	Slick-Medium	New Tyre
1	1'40.417	31.168	19.840	19.606	29.803	258.9
2	1'34.361	26.371	19.029	19.585	29.376	288.0
3	1'32.280	25.766	18.960	19.066	28.488	304.2
4	1'32.086	25.594	18.953	18.989	28.550	307.6
5	1'31.847	25.549	18.910	18.949	28.439	308.5
6	1'31.719	25.444	18.991	18.911	28.373	308.5
7	1'31.603	25.533	18.860	18.932	28.278	308.5
8	1'31.677	25.473	19.007	18.880	28.317	302.5
9	1'31.471	25.487	18.855	18.824	28.305	306.8
10	1'31.557	25.534	18.789	18.820	28.414	310.3
11	1'31.876	25.868	18.850	18.862	28.296	295.0
12	1'31.359	25.446	18.817	18.791	28.305	307.6
13	1'31.255	25.372	18.811	18.845	28.227	310.3
14	1'31.337	25.380	18.748	18.985	28.224	309.4
15	1'31.840	25.419	18.635	19.005	28.781	306.8
16	1'32.597	25.795	18.728	19.532	28.542	295.8
17	1'31.748	25.858	18.877	18.886	28.127	295.0
18	1'31.354	25.422	18.856	18.781	28.295	306.8
19	1'31.197	25.439	18.753	18.861	28.144	309.4
20	1'31.251 *	25.440	18.903*	18.852	28.056	309.4
21	1'31.380	25.366	18.884	18.838	28.292	308.5
22	1'31.684	25.504	19.059	18.883	28.238	309.4
23	1'31.370	25.336	18.924	18.857	28.253	310.3
24	1'31.514	25.323	19.071	18.876	28.244	311.2
25	1'31.929	25.326	18.988	19.130	28.485	310.3
26	1'31.801	25.552	19.045	18.900	28.304	310.3
27	1'32.745	25.504	19.113	19.077	29.051	309.4

5th **72** **Marco BEZZECCHI** DUCATI ITA
Mooney VR46 Racing Team
Runs=1 Total laps=27 Full laps=26 Valid laps=26

Run #	1	Front Tyre	Slick-Soft	Rear Tyre	Slick-Medium	New Tyre
1	1'40.134	31.065	19.746	19.626	29.697	266.0
2	1'32.753	25.928	19.083	19.238	28.504	300.0
3	1'32.281	25.803	18.897	19.158	28.423	300.0
4	1'32.014	25.665	19.075	18.990	28.284	302.5
5	1'32.042	25.731	18.800	19.089	28.422	291.1
6	1'31.858	25.541	18.923	19.067	28.327	306.8
7	1'31.822	25.583	18.714	19.303	28.222	295.8
8	1'31.563	25.455	18.935	18.887	28.286	306.8
9	1'31.973	25.524	18.905	19.079	28.465	301.6

6th **33** **Brad BINDER** KTM RSA
Red Bull KTM Factory Racing
Runs=1 Total laps=27 Full laps=26 Valid laps=26

Run #	1	Front Tyre	Slick-Medium	Rear Tyre	Slick-Medium	New Tyre
1	1'38.001	30.263	19.590	19.450	28.698	258.9
2	1'33.175	25.972	19.131	19.761	28.311	295.8
3	1'32.005	25.584	18.978	18.891	28.552	294.2
4	1'31.663	25.697	18.828	18.846	28.292	302.5
5	1'31.465	25.489	18.896	18.902	28.178	303.3
6	1'35.117	28.633	19.199	18.858	28.427	305.0
7	1'31.874	25.578	18.910	19.148	28.238	291.8
8	1'31.458	25.472	18.878	18.847	28.261	300.8
9	1'31.887	25.421	18.911	19.070	28.485	298.3
10	1'32.197	25.850	18.969	18.931	28.447	296.7
11	1'32.255	26.293	18.810	18.801	28.351	292.6
12	1'31.827	25.466	18.806	18.942	28.613	296.7
13	1'31.159	25.525	18.651	18.822	28.161	298.3
14	1'31.305	25.392	18.794	18.864	28.255	306.8
15	1'34.842	28.410	19.209	18.909	28.314	298.3
16	1'31.627	25.517	18.849	18.862	28.399	310.3
17	1'31.353	25.465	18.858	18.882	28.148	306.8
18	1'31.745	25.502	19.054	19.013	28.176	303.3
19	1'31.279	25.423	18.764	18.823	28.269	309.4
20	1'31.401	25.553	18.780	18.802	28.266	304.2
21	1'31.683	25.552	18.829	19.011	28.291	301.6
22	1'31.644	25.548	18.847	18.946	28.303	305.9
23	1'31.924	25.571	18.891	19.062	28.400	311.2
24	1'32.025	25.584	19.235	18.993	28.213	309.4
25	1'31.914	25.524	19.038	19.009	28.343	312.1
26	1'32.210	25.697	19.083	19.102	28.328	310.3
27	1'32.486	25.597	19.211	19.392	28.286	313.0

Fastest Lap: Enea BASTIANINI Ducati Lenovo Team ITA **1'30.906** 25.323 18.671 18.763 28.149

These data/results cannot be reproduced, stored and/or transmitted in whole or in part by any manner of electronic, mechanical, photocopying, recording, broadcasting or otherwise now known or herein after developed without the previous express consent by the copyright owner, except for reproduction in daily press and regular printed publications on sale to the public within 60 days of the event related to those data/results and always provided that copyright symbol appears together as follows below.
© DORNA, 2023

Official MotoGP Timing by TISSOT
www.motogp.com



Lombok, Sunday, October 15, 2023

Page 2 of 6

Race

MotoGP

Lap	Lap Time	T1	T2	T3	T4	Speed	Lap	Lap Time	T1	T2	T3	T4	Speed	
7th	43	Jack MILLER				KTM	AUS	19	1'31.417	25.458	18.762	18.783	28.414	307.6
Red Bull KTM Factory Racing							20	1'31.298	25.489	18.735	18.832	28.242	309.4	
Runs=1 Total laps=27 Full laps=26 Valid laps=26							21	1'31.199	25.274	18.628	19.010	28.287	306.8	
Run #	1	Front Tyre	Slick-Soft	Rear Tyre	Slick-Medium		22	1'31.641	25.391	18.741	18.954	28.555	311.2	
		New Tyre		New Tyre			23	1'31.249	25.393	18.877	18.874	28.105	307.6	
1	1'39.026	30.881	19.739	19.603	28.803	255.9	24	1'32.418	25.559	19.103	19.183	28.573	302.5	
2	1'33.395	25.778	19.038	20.066	28.513	304.2	25	1'33.040	25.764	18.969	20.018	28.289	306.8	
3	1'32.216	25.629	19.123	19.012	28.452	298.3	26	1'31.604	25.346	18.747	18.932	28.579	307.6	
4	1'32.127	25.688	19.088	18.985	28.366	302.5	27	1'31.539	25.414	18.776	18.989	28.360	306.8	
5	1'31.862	25.695	18.881	18.950	28.336	295.0								
6	1'32.018	25.806	18.965	18.997	28.250	288.0	9th	42	Alex RINS				HONDA	SPA
7	1'31.691	25.603	18.976	18.847	28.265	295.8	LCR Honda CASTROL							
8	1'31.781	25.638	19.130	18.823	28.190	300.8	Runs=1 Total laps=27 Full laps=26 Valid laps=26							
9	1'32.030	25.631	19.049	18.917	28.433	305.9	Run #	1	Front Tyre	Slick-Soft	Rear Tyre	Slick-Medium		
10	1'31.463	25.452	18.929	18.856	28.226	307.6			New Tyre		New Tyre			
11	1'31.542	25.408	19.130	18.861	28.143	309.4	1	1'41.124	32.055	20.011	19.779	29.279	259.6	
12	1'31.523	25.415	19.054	18.862	28.192	310.3	2	1'34.350	26.327	19.109	19.471	29.443	282.7	
13	1'31.820	25.446	19.105	18.956	28.313	312.1	3	1'32.844	25.980	18.994	19.172	28.698	297.5	
14	1'31.809	25.547	19.077	18.919	28.266	305.9	4	1'32.440	25.915	18.869	19.150	28.506	296.7	
15	1'31.916	25.482	18.926	19.029	28.479	306.8	5	1'32.339	25.887	18.862	19.085	28.505	300.8	
16	1'31.900	25.454	19.078	19.103	28.265	307.6	6	1'32.125	25.733	18.788	19.121	28.483	305.0	
17	1'31.660	25.472	19.058	18.893	28.237	308.5	7	1'32.120	25.814	18.700	19.157	28.449	301.6	
18	1'32.791	25.573	19.356	19.243	28.619	308.5	8	1'32.144	25.724	18.805	19.050	28.565	305.0	
19	1'32.100	25.695	19.212	18.959	28.234	300.8	9	1'32.245	25.776	18.875	19.052	28.542	300.0	
20	1'32.196	25.600	19.159	19.054	28.383	307.6	10	1'32.163	25.784	18.795	19.172	28.412	304.2	
21	1'32.846	25.601	19.102	19.771	28.372	309.4	11	1'32.291	25.791	18.878	19.099	28.523	302.5	
22	1'31.938	25.513	19.172	18.916	28.337	310.3	12	1'32.414	25.773	18.835	19.139	28.667	304.2	
23	1'32.247	25.677	19.165	19.011	28.394	310.3	13	1'32.283	25.761	18.824	19.167	28.531	302.5	
24	1'32.744	25.622	19.300	19.444	28.378	308.5	14	1'31.903	25.691	18.748	19.033	28.431	304.2	
25	1'32.097	25.790	18.971	18.993	28.343	303.3	15	1'31.912	25.883	18.738	18.961	28.330	293.4	
26	1'31.971	25.535	19.030	19.054	28.352	309.4	16	1'31.987	25.726	18.795	19.031	28.435	305.9	
27	1'32.058	25.544	19.107	19.112	28.295	313.0	17	1'31.791	25.650	18.812	18.939	28.390	305.9	
							18	1'31.866	25.708	18.881	18.985	28.292	303.3	
8th	23	Enea BASTIANINI				DUCATI	ITA	19	1'31.881	25.638	18.774	18.970	28.499	305.0
Ducati Lenovo Team							20	1'32.701	25.987	18.948	19.111	28.655	291.8	
Runs=1 Total laps=27 Full laps=26 Valid laps=26							21	1'32.243	25.666	18.874	19.090	28.613	304.2	
Run #	1	Front Tyre	Slick-Hard	Rear Tyre	Slick-Medium		22	1'33.326	25.937	19.191	19.272	28.926	278.3	
		New Tyre		New Tyre			23	1'32.572	25.934	19.236	19.028	28.374	298.3	
1	1'42.875 *	30.758	19.743	19.758	32.616 *	263.4	24	1'32.263	25.613	19.005	19.103	28.542	305.9	
2	1'33.286	25.951	19.280	19.240	28.815	304.2	25	1'32.234	25.710	18.925	19.117	28.482	304.2	
3	1'35.771	28.670	19.248	19.169	28.684	286.4	26	1'32.569	25.700	19.182	19.230	28.457	305.9	
4	1'32.776	25.691	19.016	19.278	28.791	309.4	27	1'32.703	25.802	18.920	19.079	28.902	306.8	
5	1'33.074	26.047	19.239	19.311	28.477	304.2								
6	1'32.103	25.544	18.992	18.943	28.624	311.2	10th	41	Aleix ESPARGARO				APRILIA	SPA
7	1'31.847	25.620	18.967	18.985	28.275	307.6	Aprilia Racing							
8	1'31.432	25.358	18.837	18.925	28.312	310.3	Runs=1 Total laps=27 Full laps=26 Valid laps=26							
9	1'31.919	25.523	19.033	18.894	28.469	307.6	Run #	1	Front Tyre	Slick-Soft	Rear Tyre	Slick-Soft		
10	1'31.629	25.532	18.880	18.836	28.381	311.2			New Tyre		New Tyre			
11	1'31.657	25.485	18.913	18.824	28.435	310.3	1	1'38.321	30.126	19.533	19.977	28.685	257.7	
12	1'31.326	25.420	18.682	18.912	28.312	309.4	2	1'32.490	26.049	18.951	19.025	28.465	296.7	
13	1'31.682	25.482	18.733	18.895	28.572	308.5	3	1'32.189	25.726	18.842	18.910	28.711	297.5	
14	1'31.452	25.517	18.798	18.846	28.291	305.9	4	1'31.505	25.495	18.776	18.956	28.278	305.9	
15	1'31.440	25.572	18.670	18.865	28.333	311.2	5	1'31.467	25.526	18.848	18.866	28.227	306.8	
16	1'31.095	25.327	18.785	18.883	28.100	307.6	6	1'31.785	25.790	18.879	18.837	28.279	302.5	
17	1'31.302	25.298	18.620	18.888	28.496	309.4	7	1'31.670	25.452	19.075	18.814	28.329	307.6	
18	1'30.906	25.323	18.671	18.763	28.149	305.0	8	1'31.470	25.612	18.760	18.844	28.254	310.3	

Fastest Lap: Enea BASTIANINI Ducati Lenovo Team ITA **1'30.906** 25.323 18.671 18.763 28.149

These data/results cannot be reproduced, stored and/or transmitted in whole or in part by any manner of electronic, mechanical, photocopying, recording, broadcasting or otherwise now known or herein after developed without the previous express consent by the copyright owner, except for reproduction in daily press and regular printed publications on sale to the public within 60 days of the event related to those data/results and always provided that copyright symbol appears together as follows below.
© DORNA, 2023



Race

MotoGP

Lap	Lap Time	T1	T2	T3	T4	Speed	Lap	Lap Time	T1	T2	T3	T4	Speed
9	1'31.566	25.519	18.698	18.927	28.422	308.5							
10	1'31.678	25.604	18.648	18.943	28.483	309.4							
11	1'31.963	25.533	18.867	18.943	28.620	308.5							
12	1'32.423	25.587	18.970	19.141	28.725	310.3							
13	1'32.931	25.761	18.889	19.424	28.857	309.4							
14	1'32.351	25.773	18.900	19.092	28.586	305.9							
15	1'32.827	25.739	18.969	19.188	28.931	309.4							
16	1'32.451	25.696	18.894	19.182	28.679	309.4							
17	1'33.635	25.919	19.010	19.492	29.214	302.5							
18	1'33.487	25.889	19.033	19.342	29.223	306.8							
19	1'32.727	25.812	19.103	19.160	28.652	307.6							
20	1'34.327	26.183	19.165	19.372	29.607	302.5							
21	1'33.836	26.143	19.296	19.337	29.060	306.8							
22	1'33.345	25.869	19.205	19.316	28.955	310.3							
23	1'34.417	25.867	19.501	19.782	29.267	313.0							
24	1'34.163	26.164	19.419	19.471	29.109	308.5							
25	1'33.750	26.069	19.308	19.388	28.985	311.2							
26	1'34.035	26.099	19.288	19.497	29.151	308.5							
27	1'33.952	26.102	19.382	19.461	29.007	308.5							

11th 30 **Takaaki NAKAGAMI** HONDA JPN
LCR Honda IDEMITSU

Runs=1 Total laps=27 Full laps=26 Valid laps=25

Run #	1	Front Tyre	Slick-Soft	Rear Tyre	Slick-Soft	Speed
		New Tyre		New Tyre		
1	1'39.900	31.441	19.778	19.594	29.087	257.7
2	1'32.802	25.996	19.208	19.162	28.436	285.7
3	1'32.206	25.876	18.967	19.001	28.362	287.2
4	1'32.135	25.824	18.985	19.001	28.325	300.8
5	1'32.515	26.109	18.974	18.987	28.445	290.3
6	1'32.161	25.739	19.115	18.947	28.360	295.8
7	1'32.207	25.874	18.985	18.994	28.354	291.8
8	1'31.985	25.704	18.979	18.901	28.401	296.7
9	1'31.908	25.861	18.859	18.968	28.220	301.6
10	1'31.675	25.697	18.701	18.919	28.358	295.0
11	1'32.060	25.905	18.854	19.051	28.250	294.2
12	1'31.900	25.776	18.782	18.920	28.422	296.7
13	1'32.236	25.883	18.861	19.123	28.369	293.4
14	1'32.350	25.885	18.973	19.054	28.438	292.6
15	1'32.817	25.985	19.205	19.128	28.499	296.7
16	1'33.003 *	25.995	19.006*	19.298	28.704	296.7
17	1'32.723	25.891	19.005	19.160	28.667	305.0
18	1'32.890	26.007	19.050	19.230	28.603	300.8
19	1'32.641	25.971	18.982	19.037	28.651	300.0
20	1'32.992	25.963	18.981	19.096	28.952	302.5
21	1'33.368	26.078	19.116	19.238	28.936	284.2
22	1'34.403	26.181	19.188	20.012	29.022	289.5
23	1'33.774	26.311	19.231	19.418	28.814	293.4
24	1'33.414	26.094	19.205	19.255	28.860	300.0
25	1'33.236	26.097	18.936	19.356	28.847	302.5
26	1'33.710	26.120	19.034	19.516	29.040	298.3
27	1'34.105	26.193	19.371	19.402	29.139	290.3

12th 88 **Miguel OLIVEIRA** APRILIA POR
CryptoDATA RNF MotoGP Team

Runs=1 Total laps=27 Full laps=26 Valid laps=26

13th 25 **Raul FERNANDEZ** APRILIA SPA
CryptoDATA RNF MotoGP Team

Runs=1 Total laps=27 Full laps=26 Valid laps=25

Run #	1	Front Tyre	Slick-Soft	Rear Tyre	Slick-Soft	Speed
		New Tyre				
				1 Laps at start		
1	1'40.795	31.669	19.957	19.826	29.343	258.9
2	1'34.047	26.241	19.169	19.488	29.149	278.3
3	1'32.489	25.850	19.023	19.068	28.548	285.7
4	1'32.558	25.735	18.965	19.529	28.329	288.7
5	1'31.712	25.600	18.983	18.847	28.282	300.0
6	1'31.842	25.597	18.923	18.887	28.435	292.6
7	1'32.167	25.645	18.847	19.410	28.265	295.0
8	1'31.818	25.600	18.968	18.936	28.314	298.3
9	1'31.769	25.616	18.886	18.922	28.345	297.5
10	1'32.018	25.619	18.900	19.003	28.496	301.6
11	1'32.275	25.678	19.062	19.012	28.523	304.2
12	1'32.464	25.796	18.966	19.011	28.691	304.2
13	1'32.765	25.608	19.012	19.118	29.027	305.9
14	1'32.596	25.779	19.033	19.175	28.609	305.9
15	1'32.810	25.825	19.022	19.278	28.685	303.3
16	1'33.299	25.973	19.161	19.430	28.735	300.0
17	1'33.897	25.995	19.238	19.754	28.910	301.6
18	1'33.860	25.990	19.238	19.433	29.199	297.5
19	1'33.276	25.869	19.206	19.229	28.972	307.6
20	1'33.253	25.921	19.263	19.302	28.767	305.9
21	1'33.594	26.123	19.179	19.422	28.870	302.5

Fastest Lap: Enea BASTIANINI Ducati Lenovo Team ITA 1'30.906 25.323 18.671 18.763 28.149

These data/results cannot be reproduced, stored and/or transmitted in whole or in part by any manner of electronic, mechanical, photocopying, recording, broadcasting or otherwise now known or herein after developed without the previous express consent by the copyright owner, except for reproduction in daily press and regular printed publications on sale to the public within 60 days of the event related to those data/results and always provided that copyright symbol appears together as follows below.
© DORNA, 2023



Race

MotoGP

Lap	Lap Time	T1	T2	T3	T4	Speed
22	1'33.255	25.884	19.132	19.354	28.885	<u>308.5</u>
23	1'33.512	25.919	19.225	19.373	28.995	307.6
24	<u>1'34.725</u> *	26.061	<u>20.118</u> *	19.555	28.991	303.3
25	1'34.634	26.194	19.348	19.632	29.460	305.9
26	1'35.445	26.445	19.585	19.809	29.606	293.4
27	1'36.282	26.487	19.907	20.005	29.883	300.0

14th **21** **Franco MORBIDELLI** YAMAHA ITA
Monster Energy Yamaha MotoGP

Runs=2 Total laps=23 Full laps=20 Valid laps=20

Run #	1	Front Tyre	Slick-Soft	Rear Tyre	Slick-Medium
-------	---	------------	------------	-----------	--------------

		New Tyre		New Tyre		
1	<u>1'41.396</u> *	32.238	<u>20.338</u> *	19.783	29.037	266.6
2	<u>1'34.779</u> P	27.439	19.825	19.491	<u>28.024</u>	287.2

Run #	2	Front Tyre	Slick-Soft	Rear Tyre	Slick-Medium
-------	---	------------	------------	-----------	--------------

		2 Laps at start		2 Laps at start		
3	<u>7'58.001</u>	25.976	20.020	19.543	28.808	
4	1'32.678	25.884	19.349	19.062	28.383	306.8
5	1'32.188	25.815	19.139	18.938	28.296	305.9
6	1'32.171	25.587	19.217	18.933	28.434	307.6
7	1'32.042	25.625	19.026	18.973	28.418	305.9
8	1'32.749	25.779	19.139	19.277	28.554	305.0
9	1'32.769	25.541	19.348	19.322	28.558	305.9
10	1'32.768	25.637	19.043	18.950	29.138	305.9
11	1'31.724	25.530	19.009	18.983	28.202	307.6
12	1'36.074	29.189	19.346	19.160	28.379	310.3
13	1'31.754	25.567	19.042	18.904	28.241	307.6
14	1'32.123	25.461	19.224	19.071	28.367	308.5
15	1'31.662	25.486	19.043	18.924	28.209	308.5
16	1'31.967	25.692	19.062	18.963	28.250	306.8
17	<u>1'31.280</u>	25.428	18.879	18.953	<u>28.020</u>	308.5
18	1'31.707	25.432	19.004	18.941	28.330	308.5
19	1'31.321	<u>25.377</u>	18.927	<u>18.876</u>	28.141	308.5
20	1'31.930	25.520	18.978	19.192	28.240	307.6
21	1'32.148	25.723	19.182	19.057	28.186	309.4
22	1'34.079	25.911	19.281	19.561	29.326	<u>312.1</u>
23	1'31.885	25.501	<u>18.838</u>	19.303	28.243	306.8

15th **5** **Johann ZARCO** DUCATI FRA
Prima Pramac Racing

Runs=1 Total laps=14 Full laps=13 Valid laps=13

Run #	1	Front Tyre	Slick-Hard	Rear Tyre	Slick-Medium
-------	---	------------	------------	-----------	--------------

		New Tyre		New Tyre		
1	<u>1'40.492</u>	31.555	19.945	19.737	29.255	248.2
2	1'35.247	26.167	19.163	19.548	30.369	296.7
3	1'35.162	27.156	19.423	19.546	29.037	291.1
4	1'33.698	26.067	19.157	19.467	29.007	304.2
5	1'33.739	26.017	19.249	19.526	28.947	<u>311.2</u>
6	1'33.222	26.007	19.062	19.329	28.824	296.7
7	1'34.327	26.605	19.335	19.394	28.993	307.6
8	1'33.565	25.871	19.252	19.315	29.127	309.4
9	1'33.011	25.848	19.012	19.343	28.808	308.5
10	1'36.773	25.968	18.975	19.369	32.461	310.3
11	1'33.831	26.415	19.411	19.283	28.722	309.4
12	1'33.511	25.801	19.005	19.781	28.924	311.2
13	1'32.767	25.708	19.001	19.427	<u>28.631</u>	307.6

Lap	Lap Time	T1	T2	T3	T4	Speed
14	<u>1'32.596</u>	25.719	18.883	<u>19.082</u>	28.912	308.5
	unfinished	<u>25.621</u>	<u>18.875</u>			304.2

16th **89** **Jorge MARTIN** DUCATI SPA
Prima Pramac Racing

Runs=1 Total laps=12 Full laps=11 Valid laps=11

Run #	1	Front Tyre	Slick-Soft	Rear Tyre	Slick-Medium
-------	---	------------	------------	-----------	--------------

		New Tyre		New Tyre		
1	<u>1'36.541</u>	29.355	19.378	19.242	28.566	261.5
2	1'32.154	25.797	18.875	19.017	28.465	309.4
3	1'31.619	25.502	18.745	18.960	28.412	311.2
4	1'31.212	25.452	18.718	18.835	28.207	310.3
5	1'31.423	25.419	18.887	18.874	28.243	312.1
6	1'31.562	25.471	18.891	18.943	28.257	311.2
7	1'31.233	25.430	18.776	18.842	28.185	313.0
8	1'31.400	25.497	18.771	18.831	28.301	309.4
9	1'31.318	25.415	18.728	18.940	28.235	311.2
10	<u>1'31.035</u>	<u>25.331</u>	<u>18.683</u>	18.868	28.153	311.2
11	1'31.242	25.358	18.810	18.864	28.210	312.1
12	1'31.214	25.533	18.792	<u>18.743</u>	<u>28.146</u>	313.0
	unfinished	25.480	18.714			<u>313.9</u>

17th **36** **Joan MIR** HONDA SPA
Repsol Honda Team

Runs=1 Total laps=11 Full laps=10 Valid laps=10

Run #	1	Front Tyre	Slick-Soft	Rear Tyre	Slick-Medium
-------	---	------------	------------	-----------	--------------

		New Tyre		New Tyre		
1	<u>1'40.633</u>	31.976	19.849	19.512	29.296	247.1
2	1'33.946	26.282	19.199	19.427	29.038	290.3
3	1'32.643	25.747	19.196	19.201	28.499	305.9
4	1'32.177	25.672	19.147	19.007	28.351	295.8
5	1'31.968	25.690	19.018	19.004	28.256	303.3
6	1'31.957	25.535	19.073	18.937	28.412	303.3
7	1'31.927	25.573	18.993	19.132	28.229	306.8
8	1'31.615	25.578	<u>18.907</u>	18.951	28.179	304.2
9	1'31.581	25.570	18.911	19.032	<u>28.068</u>	305.9
10	<u>1'31.577</u>	<u>25.526</u>	18.966	18.971	28.114	<u>308.5</u>
11	1'31.644	25.579	18.957	<u>18.897</u>	28.211	307.6
	unfinished	25.979	18.995	18.934		306.8

18th **37** **Augusto FERNANDEZ** KTM SPA
GASGAS Factory Racing Tech3

Runs=1 Total laps=11 Full laps=10 Valid laps=10

Run #	1	Front Tyre	Slick-Medium	Rear Tyre	Slick-Medium
-------	---	------------	--------------	-----------	--------------

		New Tyre		New Tyre		
1	<u>1'40.900</u>	31.648	20.058	19.990	29.204	258.9
2	1'34.148	26.266	19.176	19.286	29.420	280.5
3	1'32.532	25.904	19.130	19.065	28.433	289.5
4	1'37.329	25.711	18.861	24.309	28.448	291.1
5	1'33.055	25.999	19.316	19.172	28.568	293.4
6	1'32.092	25.553	18.934	18.936	28.669	298.3
7	1'31.826	25.618	19.066	<u>18.841</u>	28.301	302.5
8	1'31.922	25.557	18.998	19.098	28.269	299.1
9	1'31.657	<u>25.404</u>	19.019	19.015	28.219	305.0
10	<u>1'31.436</u>	25.545	18.837	18.875	<u>28.179</u>	304.2
11	1'31.677	25.573	19.015	18.859	28.230	305.9
	unfinished	25.467	<u>18.747</u>			<u>307.6</u>

Fastest Lap: Enea BASTIANINI Ducati Lenovo Team ITA **1'30.906** 25.323 18.671 18.763 28.149

These data/results cannot be reproduced, stored and/or transmitted in whole or in part by any manner of electronic, mechanical, photocopying, recording, broadcasting or otherwise now known or herein after developed without the previous express consent by the copyright owner, except for reproduction in daily press and regular printed publications on sale to the public within 60 days of the event related to those data/results and always provided that copyright symbol appears together as follows below.
© DORNA, 2023

Official MotoGP Timing by TISSOT
www.motogp.com

Lombok, Sunday, October 15, 2023

Page 5 of 6



Lap	Lap Time	T1	T2	T3	T4	Speed	Lap	Lap Time	T1	T2	T3	T4	Speed
-----	----------	----	----	----	----	-------	-----	----------	----	----	----	----	-------

19th 93 Marc MARQUEZ HONDA SPA
Repsol Honda Team
Runs=1 Total laps=7 Full laps=6 Valid laps=6

Run #	1	Front Tyre	Slick-Soft	Rear Tyre	Slick-Medium	Speed
		New Tyre		New Tyre		
1	1'39.550	30.438	19.589	20.251	29.272	265.3
2	1'32.496	25.895	19.138	18.991	28.472	296.7
3	1'32.261	25.739	19.080	18.985	28.457	305.0
4	1'32.145	25.666	19.068	19.010	28.401	305.9
5	1'31.909	25.671	18.940	18.994	28.304	300.0
6	1'32.484	25.905	19.107	19.227	28.245	293.4
7	1'32.618	25.653	18.864	19.849	28.252	299.1
	unfinished	25.564	18.917	18.804		300.8

20th 10 Luca MARINI DUCATI ITA
Mooney VR46 Racing Team
Runs=1 Total laps=4 Full laps=2 Valid laps=2

Run #	1	Front Tyre	Slick-Soft	Rear Tyre	Slick-Medium	Speed
		New Tyre		New Tyre		
1	1'37.878	30.007	19.557	19.623	28.691	251.7
2	3'40.795	25.935	19.124	2'19.054	36.682	300.8
3	1'48.616	32.708	22.324	21.597	31.987	258.9
4	1'44.253 P	28.578	21.598	21.292	32.785	287.2

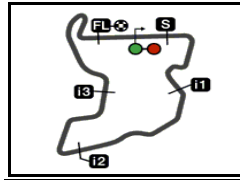
21st 44 Pol ESPARGARO KTM SPA
GASGAS Factory Racing Tech3
Runs=1 Total laps=1 Full laps=0 Valid laps=0

Run #	1	Front Tyre	Slick-Medium	Rear Tyre	Slick-Soft	Speed
		New Tyre		New Tyre		
1	1'39.311	31.284	19.736	19.511	28.780	254.7
	unfinished	25.757	19.205	18.977		294.2

Fastest Lap: Enea BASTIANINI	Ducati Lenovo Team	ITA	1'30.906	25.323	18.671	18.763	28.149
-------------------------------------	--------------------	-----	-----------------	--------	--------	--------	--------

These data/results cannot be reproduced, stored and/or transmitted in whole or in part by any manner of electronic, mechanical, photocopying, recording, broadcasting or otherwise now known or herein after developed without the previous express consent by the copyright owner, except for reproduction in daily press and regular printed publications on sale to the public within 60 days of the event related to those data/results and always provided that copyright symbol appears together as follows below.
© DORNA, 2023





4301 m.

PERTAMINA GRAND PRIX OF INDONESIA

Race

Analysis by Lap

35

Num Lap Time Gap

Lap	1
89	1'36.541
12	1'36.862 0.321
20	1'37.686 1.145
10	1'37.878 1.337
33	1'38.001 1.460
1	1'38.131 1.590
41	1'38.321 1.780
88	1'38.700 2.159
43	1'39.026 2.485
44	1'39.311 2.770
93	1'39.550 3.009
30	1'39.900 3.359
72	1'40.134 3.593
49	1'40.417 3.876
5	1'40.492 3.951
36	1'40.633 4.092
25	1'40.795 4.254
37	1'40.900 4.359
42	1'41.124 4.583
21	1'41.396 4.855
23	1'42.875 6.334

Lap	2
89	1'32.154
12	1'32.212 0.379
20	1'32.783 1.774
1	1'32.542 1.978
41	1'32.490 2.116
33	1'33.175 2.481
88	1'33.034 3.039
93	1'32.496 3.351
43	1'33.395 3.726
30	1'32.802 4.007
72	1'32.753 4.192
36	1'33.946 5.884
49	1'34.361 6.083
25	1'34.047 6.147
37	1'34.148 6.353
42	1'34.350 6.779
5	1'35.247 7.044
23	1'33.286 7.466
21	1'34.779 7.480
10	1'40.795 2'09.978

Lap	3
89	1'31.619
12	1'31.760 0.520
1	1'32.024 2.383
41	1'32.189 2.686
20	1'32.662 2.817
33	1'32.005 2.867
88	1'32.055 3.475
93	1'32.261 3.993
43	1'32.216 4.323
30	1'32.206 4.594
72	1'32.281 4.854
49	1'32.280 6.744
36	1'32.643 6.908

Lap	4
89	1'31.212
12	1'31.660 0.968
1	1'31.618 2.789
41	1'31.505 2.979
33	1'31.663 3.318
20	1'32.528 4.133
88	1'32.408 4.671
93	1'32.145 4.926
43	1'32.127 5.238
30	1'32.135 5.517
72	1'32.014 5.656
49	1'32.086 7.618
36	1'32.177 7.873
25	1'32.558 8.363
42	1'32.440 9.232
5	1'33.698 13.073
23	1'32.776 13.182
37	1'37.329 13.383
10	1'44.253 2'40.016
21	1'32.678 6'35.328

Lap	5
89	1'31.423
12	1'32.028 1.573
1	1'31.509 2.875
41	1'31.467 3.023
33	1'31.465 3.360
20	1'31.776 4.486
88	1'31.986 5.234
93	1'31.909 5.412
43	1'31.862 5.677
72	1'32.042 6.275
30	1'32.515 6.609
49	1'31.847 8.042
36	1'31.968 8.418
25	1'31.712 8.652
42	1'32.339 10.148
23	1'33.074 14.833
37	1'33.055 15.015
5	1'33.739 15.389
21	1'32.188 6'36.093

Lap	6
89	1'31.562
12	1'31.606 1.617
1	1'31.673 2.986
41	1'31.785 3.246
20	1'31.612 4.536
88	1'32.089 5.761
43	1'32.018 6.133
93	1'32.484 6.334

25	1'32.489 7.017
37	1'32.532 7.266
42	1'32.844 8.004
5	1'35.162 10.587
23	1'35.771 11.618
10	1'48.616 2'26.975
21	7'58.001 6'33.862

Lap	7
89	1'31.233
12	1'31.386 1.770
1	1'31.324 3.077
41	1'31.670 3.683
20	1'31.569 4.872
88	1'31.896 6.424
43	1'31.691 6.591
72	1'31.822 7.160
33	1'31.874 7.556
93	1'32.618 7.719
30	1'32.207 8.182
49	1'31.603 8.569
36	1'31.927 9.507
25	1'32.167 9.866
42	1'32.120 11.598
23	1'31.847 15.988
37	1'31.826 16.138
5	1'34.327 20.143
21	1'32.042 6'37.511

Lap	8
89	1'31.400
12	1'31.402 1.772
1	1'31.549 3.226
41	1'31.470 3.753
20	1'31.539 5.011
88	1'31.823 6.847
43	1'31.781 6.972
72	1'31.563 7.323
33	1'31.458 7.614
30	1'31.985 8.767
49	1'31.677 8.846
36	1'31.615 9.722
25	1'31.818 10.284
42	1'32.144 12.342
23	1'31.432 16.020
37	1'31.922 16.660
5	1'33.565 22.308
21	1'32.749 6'38.860

Lap	9
89	1'31.318
12	1'31.512 1.966
1	1'31.467 3.375
41	1'31.566 4.001
20	1'31.500 5.193
43	1'32.030 7.684

72	1'31.858 6.571
33	1'35.117 6.915
30	1'32.161 7.208
49	1'31.719 8.199
36	1'31.957 8.813
25	1'31.842 8.932
42	1'32.125 10.711
23	1'32.103 15.374
37	1'32.092 15.545
5	1'33.222 17.049
21	1'32.171 6'36.702

Lap	10
89	1'31.035
12	1'31.562 2.493
1	1'31.332 3.672
41	1'31.678 4.644
20	1'31.315 5.473
43	1'31.463 8.112
72	1'31.619 8.562
88	1'32.437 9.228
33	1'32.197 9.345
49	1'31.557 9.521
30	1'31.675 9.997
36	1'31.577 10.527
25	1'32.018 11.718
42	1'32.163 14.397
23	1'31.629 17.215
37	1'31.436 17.400
5	1'36.773 29.739
21	1'32.768 6'42.044

Lap	11
89	1'31.242
12	1'31.466 2.717
1	1'31.384 3.814
41	1'31.963 5.365
20	1'31.444 5.675
43	1'31.542 8.412
72	1'31.554 8.874
49	1'31.876 10.155
33	1'32.255 10.358
30	1'32.060 10.815
36	1'31.644 10.929
25	1'32.275 12.751
42	1'32.291 15.446
23	1'31.657 17.630
37	1'31.677 17.835
88	1'43.713 21.699
5	1'33.831 32.328
21	1'31.724 6'42.526

Lap	12
89	1'31.214
12	1'31.548 3.051
1	1'31.390 3.990
41	1'32.423 6.574
20	1'32.188 6.649
43	1'31.523 8.721

72	1'31.766 9.426
49	1'31.359 10.300
33	1'31.827 10.971
30	1'31.900 11.501
25	1'32.464 14.001
42	1'32.414 16.646
23	1'31.326 17.742
88	1'32.338 22.823
5	1'33.511 34.625
21	1'36.074 6'47.386

Lap	13
12	1'31.314
1	1'31.525 1.150
20	1'32.525 4.809
41	1'32.931 5.140
43	1'31.820 6.176
72	1'31.705 6.766
49	1'31.255 7.190
33	1'31.159 7.765
30	1'32.236 9.372
25	1'32.765 12.401
42	1'32.283 14.564
23	1'31.682 15.059
88	1'31.899 20.357
5	1'32.767 33.027
21	1'31.754 6'44.775

Lap	14
12	1'31.592
1	1'31.611 1.169
20	1'31.306 4.523
41	1'32.351 5.899
43	1'31.809 6.393
49	1'31.337 6.935
72	1'32.129 7.303
33	1'31.305 7.478
30	1'32.350 10.130
25	1'32.596 13.405
42	1'31.903 14.875
23	1'31.452 14.919
88	1'32.102 20.867
5	1'32.596 34.031
21	1'32.123 6'45.306

Lap	15
12	1'31.629
1	1'31.597 1.137
20	1'31.127 4.021
43	1'31.916 6.680
41	1'32.827 7.097
49	1'31.840 7.146
72	1'31.955 7.629
33	1'34.842 10.691
30	1'32.817 11.318
25	1'32.810 14.586
23	1'31.440 14.730
42	1'31.912 15.158
88	1'32.617 21.855
21	1'31.662 6'45.339

Lapped rider

These data/results cannot be reproduced, stored and/or transmitted in whole or in part by any manner of electronic, mechanical, photocopying, recording, broadcasting or otherwise now known or herein after developed without the previous express consent by the copyright owner, except for reproduction in daily press and regular printed publications on sale to the public within 60 days of the event related to those data/results and always provided that copyright symbol appears together as follows below.

© DORNA, 2023



Num	Lap	Time	Gap
Lap 16			
12	1	1'31.837	
1		1'31.541	0.841
20		1'31.319	3.503
43		1'31.900	6.743
41		1'32.451	7.711
72		1'31.988	7.780
49		1'32.597	7.906
33		1'31.627	10.481
30		1'33.003	12.484
23		1'31.095	13.988
42		1'31.987	15.308
25		1'33.299	16.048
88		1'32.462	22.480
21		1'31.967	6'45.469
Lap 17			
12	1	1'31.682	
1		1'31.491	0.650
20		1'31.396	3.217
43		1'31.660	6.721
49		1'31.748	7.972
72		1'32.960	9.058
41		1'33.635	9.664
33		1'31.353	10.152
30		1'32.723	13.525
23		1'31.302	13.608
42		1'31.791	15.417
25		1'33.897	18.263
88		1'32.668	23.466
21		1'31.280	6'45.067
Lap 18			
12	1	1'31.582	
1		1'31.424	0.492
20		1'31.116	2.751
49		1'31.354	7.744
43		1'32.791	7.930
72		1'31.791	9.267
33		1'31.745	10.315
41		1'33.487	11.569
23		1'30.906	12.932
30		1'32.890	14.833
42		1'31.866	15.701
25		1'33.860	20.541
88		1'32.882	24.766
21		1'31.707	6'45.192
Lap 19			
12	1	1'31.725	
1		1'31.457	0.224
20		1'31.121	2.147
49		1'31.197	7.216
43		1'32.100	8.305
72		1'31.682	9.224
33		1'31.279	9.869
41		1'32.727	12.571
23		1'31.417	12.624
30		1'32.641	15.749
42		1'31.881	15.857
25		1'33.276	22.092
88		1'32.774	25.815
21		1'31.321	6'44.788
Lap 20			
1	1	1'31.610	
12		1'32.340	0.506
20		1'31.327	1.640
49		1'31.251	6.633
43		1'32.196	8.667
72		1'31.550	8.940
33		1'31.401	9.436
23		1'31.298	12.088
41		1'34.327	15.064
42		1'32.701	16.724
30		1'32.992	16.907
25		1'33.253	23.511
88		1'33.300	27.281
21		1'31.930	6'44.884
Lap 21			
1	1	1'31.372	
12		1'31.839	0.973
20		1'31.139	1.407
49		1'31.380	6.641
33		1'31.683	9.747
43		1'32.846	10.141
72		1'33.419	10.987
23		1'31.199	11.915
41		1'33.836	17.528
42		1'32.243	17.595
30		1'33.368	18.903
25		1'33.594	25.733
88		1'33.050	28.959
21		1'32.148	6'45.660
Lap 22			
1	1	1'31.537	
12		1'31.660	1.096
20		1'31.457	1.327
49		1'31.684	6.788
33		1'31.644	9.854
43		1'31.938	10.542
72		1'31.852	11.302
23		1'31.641	12.019
41		1'33.345	19.336
42		1'33.326	19.384
30		1'34.403	21.769
25		1'33.255	27.451
88		1'33.179	30.601
21		1'34.079	6'48.202
Lap 23			
1	1	1'31.651	
12		1'31.584	1.029
20		1'31.535	1.211
49		1'31.370	6.507
33		1'31.924	10.127
43		1'32.247	11.138
72		1'31.757	11.408
23		1'31.249	11.617
42		1'32.572	20.305
41		1'34.417	22.102
30		1'33.774	23.892
25		1'33.512	29.312
88		1'32.689	31.639
21		1'31.885	6'48.436
Lap 24			
1	1	1'31.796	
12		1'31.535	0.768
20		1'31.654	1.069
49		1'31.514	6.225
33		1'32.025	10.356
72		1'32.040	11.652
43		1'32.744	12.086
23		1'32.418	12.239
42		1'32.263	20.772
Lap 25			
1	1	1'31.740	
12		1'31.596	0.624
20		1'31.465	0.794
49		1'31.929	6.414
33		1'31.914	10.530
72		1'31.351	11.263
43		1'32.097	12.443
23		1'33.040	13.539
42		1'32.234	21.266
41		1'33.750	26.479
30		1'33.236	27.006
88		1'33.704	34.520
25		1'34.634	35.135
Lap 26			
1	1	1'31.657	
12		1'32.036	1.003
20		1'31.951	1.088
49		1'31.801	6.558
33		1'32.210	11.083
72		1'31.670	11.276
43		1'31.971	12.757
23		1'31.604	13.486
42		1'32.569	22.178
41		1'34.035	28.857
30		1'33.710	29.059
88		1'32.908	35.771
25		1'35.445	38.923
Lap 27			
1	1	1'32.341	
12		1'31.644	0.306
20		1'31.686	0.433
49		1'32.745	6.962
72		1'32.176	11.111
33		1'32.486	11.228
43		1'32.058	12.474
23		1'31.539	12.684
42		1'32.703	22.540
41		1'33.952	30.468
30		1'34.105	30.823
88		1'33.209	36.639
25		1'36.282	42.864


Lapped rider

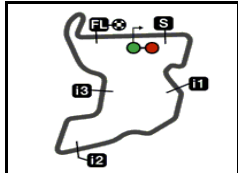
These data/results cannot be reproduced, stored and/or transmitted in whole or in part by any manner of electronic, mechanical, photocopying, recording, broadcasting or otherwise now known or herein after developed without the previous express consent by the copyright owner, except for reproduction in daily press and regular printed publications on sale to the public within 60 days of the event related to those data/results and always provided that copyright symbol appears together as follows below.

© DORNA, 2023



rtamina Mandalika Circ

Results and timing service provided by 



4301 m.

PERTAMINA GRAND PRIX OF INDONESIA

MotoGP™

2023 Rookie of the Year Classification

36

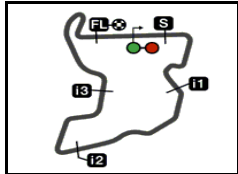
Rider	Points	Leader	Prev	POR	ARG	AME	SPA	FRA	ITA	GER	NED	GBR	AUT	CAT	RSM	IND	JPN	INA	AUS	THA	MAL	QAT	VAL	
1 FERNANDEZ Augusto [SPA]	67			3	5	6	3	13	1	5	6	7	2	7	-	-	9	-						
				- 3	- 5	- 6	- 3	- 13	- 1	- 5	- 6	2 5	- 2	- 7	- -	- -	- 9	-						

These data/results cannot be reproduced, stored and/or transmitted in whole or in part by any manner of electronic, mechanical, photocopying, recording, broadcasting or otherwise now known or herein after developed without the previous express consent by the copyright owner, except for reproduction in daily press and regular printed publications on sale to the public within 60 days of the event related to those data/results and always provided that copyright symbol appears together as follows below.
© DORNA, 2023

Official MotoGP Timing by 
www.motogp.com

Lombok, Sunday, October 15, 2023





PERTAMINA GRAND PRIX OF INDONESIA

36

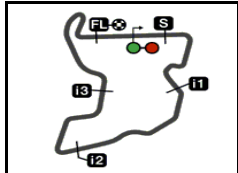
4301 m.

2023 Independent Team Classification

Rider	Points	Leader	Prev	POR	ARG	AME	SPA	FRA	ITA	GER	NED	GBR	AUT	CAT	RSM	IND	JPN	INA	AUS	THA	MAL	QAT	VAL	
1 MARTIN Jorge [SPA]	328			9 9 -	13 2 11	7 7 -	19 6 13	32 12 20	27 7 20	37 12 25	15 4 11	14 4 10	16 7 9	21 5 16	37 12 25	32 12 20	37 12 25	12 12						
2 BEZZECCHI Marco [ITA]	283	45	45	16 - 16	34 9 25	14 4 10	1 1 -	28 3 25	17 9 8	16 3 13	32 12 20	9 9 -	16 - 16	6 2 4	29 9 20	30 5 25	17 4 13	18 7 11						
3 ZARCO Johann [FRA]	162	166	121	15 2 13	20 - 20	9 - 9	2 2 -	20 4 16	22 6 16	21 5 16	- - -	13 6 7	3 - 3	16 3 13	6 - 6	10 - 10	5 5 -	- -						
4 MARINI Luca [ITA]	144	184	18	- - -	15 7 8	23 3 20	10 - 10	6 6 -	18 5 13	17 6 11	9 - 9	9 - 9	13 - 13	5 - 5	10 3 7	- - -	- - -	9 9						
5 MARQUEZ Alex [SPA]	108	220	36	12 1 11	21 5 16	- - -	8 - 8	- - -	- - -	11 2 9	11 1 10	12 12 -	17 6 11	10 - 10	6 1 5	- - -	- - -	- -						
6 OLIVEIRA Miguel [POR]	73	255	35	3 3 -	- - -	13 2 11	5 5 -	- - -	- - -	6 - 6	- - -	13 - 13	- - -	15 4 11	10 - 10	4 - 4	- - -	4 - 4						
7 DI GIANNANTONIO Fabio [ITA]	70	258	3	- - -	6 - 6	7 - 7	4 - 4	8 - 8	2 - 2	7 - 7	- - -	3 - 3	- - -	6 - 6	- - -	- - -	10 2 8	17 4 13						
8 FERNANDEZ Augusto [SPA]	67	261	3	3 - 3	5 - 5	6 - 6	3 - 3	13 - 13	1 - 1	5 - 5	6 - 6	7 2 5	2 - 2	7 - 7	- - -	- - -	9 - 9	- -						
9 RINS Alex [SPA]	54	274	13	6 - 6	7 - 7	34 9 25	- - -	- - -	- - -	- - -	- - -	- - -	- - -	- - -	- - -	- - -	- - -	7 - 7						
10 NAKAGAMI Takaaki [JPN]	50	278	4	4 - 4	3 - 3	- - -	7 - 7	7 - 7	3 - 3	2 - 2	8 - 8	- - -	- - -	1 - 1	- - -	5 - 5	5 - 5	5 - 5						
11 FERNANDEZ Raul [SPA]	39	289	11	- - -	2 - 2	- - -	1 - 1	- - -	- - -	1 - 1	4 - 4	6 - 6	- - -	- - -	8 - 8	7 1 6	7 - 7	3 - 3						
12 ESPARGARO Pol [SPA]	12	316	27	- - -	- - -	- - -	- - -	- - -	- - -	- - -	- - -	4 - 4	4 4 -	- - -	- - -	3 - 3	1 - 1	- -						
13 FOLGER Jonas [GER]	9	319	3	- - -	- - -	4 - 4	- - -	3 - 3	- - -	- - -	2 - 2	- - -	- - -	- - -	- - -	- - -	- - -	- -						

These data/results cannot be reproduced, stored and/or transmitted in whole or in part by any manner of electronic, mechanical, photocopying, recording, broadcasting or otherwise now known or herein after developed without the previous express consent by the copyright owner, except for reproduction in daily press and regular printed publications on sale to the public within 60 days of the event related to those data/results and always provided that copyright symbol appears together as follows below.
© DORNA, 2023





PERTAMINA GRAND PRIX OF INDONESIA

36

4301 m.

2023 Independent Team Classification

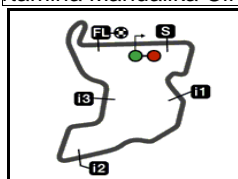
Rider	Points	Leader	Prev	POR	ARG	AME	SPA	FRA	ITA	GER	NED	GBR	AUT	CAT	RSM	IND	JPN	INA	AUS	THA	MAL	QAT	VAL
14 BRADL Stefan [GER]	6	322	3	-	-	-	-	-	-	-	3	-	-	-	-	1	2	-					
				-	-	-	-	-	-	-	3	-	-	-	-	-	1	2	-				
15 SAVADORI Lorenzo [ITA]	4	324	2	-	-	-	-	4	-	-	-	-	-	-	-	-	-	-					
				-	-	-	-	4	-	-	-	-	-	-	-	-	-	-					

Team	Points	Leader	Previous	POR	ARG	AME	SPA	FRA	ITA	GER	NED	GBR	AUT	CAT	RSM	IND	JPN	INA	AUS	THA	MAL	QAT	VAL
1 PRIMA PRAMAC RACING	490			24	33	16	21	52	49	58	15	27	19	37	43	42	42	12					
2 MOONEY VR46 RACING TEAM	427	63	63	16	49	37	11	34	35	33	41	18	29	11	39	30	17	27					
3 GRESINI RACING MOTOGP	178	312	249	12	27	7	12	8	2	18	11	15	17	16	6	-	10	17					
4 CRYPTODATA RNF MOTOGP TEAM	116	374	62	3	2	13	6	4	-	7	4	19	-	15	18	11	7	7					
5 LCR HONDA	110	380	6	10	10	34	7	7	3	2	11	-	-	1	-	6	7	12					
6 GASGAS FACTORY RACING TECH3	88	402	22	3	5	10	3	16	1	5	8	11	6	7	-	3	10	-					

These data/results cannot be reproduced, stored and/or transmitted in whole or in part by any manner of electronic, mechanical, photocopying, recording, broadcasting or otherwise now known or herein after developed without the previous express consent by the copyright owner, except for reproduction in daily press and regular printed publications on sale to the public within 60 days of the event related to those data/results and always provided that copyright symbol appears together as follows below.

© DORNA, 2023





4301 m.

2023 Riders Performance

(Qualifying Position / Sprint Starting Position - Sprint Position / Race Starting Position - Race Position)

37

Rider	Points	POR	ARG	AME	SPA	FRA	ITA	GER	NED	GBR	AUT	CAT	RSM	IND	JPN	INA	AUS	THA	MAL	QAT	VAL
1 BAGNAIA Francesco	346	2	3	1	5	1	1	1	2	4	1	1	3	3	2	13					
		2-1	3-6	1-1	5-2	1-3	1-1	1-2	2-2	4-14	1-1	1-2	3-3	3-2	2-3	13-8					
		2-1	3-16	1-NC	5-1	1-NC	1-1	1-2	2-1	4-2	1-1	-	3-3	3-NC	2-2	13-1					
2 MARTIN Jorge	328	3	8	12	3	5	6	6	10	7	12	5	1	2	1	6					
		3-2	8-8	12-3	3-4	5-1	6-3	6-1	10-6	7-6	12-3	5-5	1-1	2-1	1-1	6-1					
		3-NC	8-5	12-NL	3-4	5-2	5-2	6-1	10-5	7-6	12-7	5-3	1-1	2-2	1-1	6-NC					
3 BEZZECCHI Marco	283	8	2	5	13	7	7	5	1	1	7	10	2	1	4	9					
		8-NC	2-2	5-6	13-9	7-7	7-2	5-7	1-1	1-2	7-NC	10-8	2-2	1-5	4-6	9-3					
		7-3	2-1	5-6	13-NC	7-1	7-8	5-4	1-2	1-NC	7-3	10-12	2-2	1-1	4-4	9-5					
4 BINDER Brad	211	15	15	11	4	10	11	9	5	10	3	9	7	14	5	5					
		15-12	15-1	11-5	4-1	10-2	11-11	9-6	5-5	10-9	3-2	9-4	7-5	13-4	5-2	5-19					
		14-6	15-17	11-13	4-2	10-6	10-5	8-NC	5-4	10-3	3-2	9-NC	7-14	12-4	5-NC	5-6					
5 ESPARGARO Aleix	177	12	9	6	1	11	8	10	6	12	11	2	6	10	9	3					
		12-6	9-NC	6-4	1-NC	11-8	8-8	10-9	6-4	12-5	11-7	2-1	6-8	10-NC	9-NC	3-NC					
		11-9	9-15	6-NL	1-5	11-5	8-6	9-16	6-3	12-1	11-9	2-1	6-12	9-NC	9-5	3-10					
6 VIÑALES Maverick	165	7	5	8	10	6	13	13	7	8	2	4	4	9	8	2					
		7-5	5-7	8-10	10-7	6-9	13-13	13-NC	7-7	8-3	2-8	4-3	4-6	9-8	8-9	2-4					
		6-2	5-12	8-4	10-NC	6-NC	12-12	12-NC	7-NC	8-5	2-6	4-2	4-5	8-8	8-19	2-2					
7 ZARCO Johann	162	10	6	9	8	9	9	4	8	9	10	6	16	7	10	14					
		10-8	6-13	9-11	8-8	9-6	9-4	4-5	8-13	9-4	10-NC	6-7	16-14	7-NC	10-5	14-12					
		9-4	6-2	9-7	8-NC	9-3	9-3	4-3	8-NC	9-9	10-13	6-4	16-10	6-6	10-NC	14-NC					
8 MARINI Luca	144	9	7	3	9	3	4	2	3	6	6	18	8	4	-	1					
		9-NC	7-3	3-7	9-10	3-4	4-5	2-4	3-10	6-11	6-NC	18-12	8-7	4-NL	-	1-2					
		8-NC	7-8	3-2	9-6	3-NC	3-4	2-5	3-7	6-7	6-4	18-11	8-9	-	-	1-NC					
9 MILLER Jack	135	5	16	10	2	4	5	3	12	2	4	13	18	16	3	10					
		5-4	16-10	10-9	2-3	4-NC	5-6	3-3	12-11	2-7	4-5	13-16	18-15	15-7	3-4	10-9					
		5-7	16-6	10-NC	2-3	4-NC	4-7	3-6	12-NC	2-8	4-15	12-8	18-NC	14-14	3-6	10-7					

NC=Not classified NL=Not finished first lap NP=Not started race re-start N2=Not finished first lap race re-start EX=Excluded NS=Not Started DS=Disqualified

These data/results cannot be reproduced, stored and/or transmitted in whole or in part by any manner of electronic, mechanical, photocopying, recording, broadcasting or otherwise now known or herein after developed without the previous express consent by the copyright owner, except for reproduction in daily press and regular printed publications on sale to the public within 60 days of the event related to those data/results and always provided that copyright symbol appears together as follows below.
© DORNA, 2023

Official MotoGP Timing by **TISSOT**
www.motogp.com



Rider	Points	POR	ARG	AME	SPA	FRA	ITA	GER	NED	GBR	AUT	CAT	RSM	IND	JPN	INA	AUS	THA	MAL	QAT	VAL	
10 QUARTARARO Fabio	132	11	10	7	16	13	15	12	4	22	9	17	13	8	14	4						
		11-10	10-9	7-19	16-12	13-NC	15-10	12-13	4-3	22-21	9-15	17-18	13-13	8-6	14-15	4-5						
		10-8	10-7	7-3	16-10	13-7	14-11	11-13	4-NC	22-15	9-8	17-7	13-13	7-3	14-10	4-3						
11 MARQUEZ Alex	108	13	1	4	12	8	3	8	9	3	5	7	11	12	-	-						
		13-9	1-5	4-NC	12-NC	8-15	3-NL	8-8	9-9	3-1	5-4	7-10	11-9	-	-	-						
		12-5	1-3	4-NL	12-8	8-NC	6-NC	7-7	9-6	3-NC	5-5	7-6	11-11	-	-	-						
12 MORBIDELLI Franco	79	17	4	14	14	17	14	17	15	11	15	16	19	17	17	15						
		17-14	4-4	14-14	14-16	17-13	14-16	17-15	15-15	11-15	15-9	16-15	19-18	16-15	17-16	15-15						
		16-14	4-4	14-8	14-11	17-10	13-10	16-12	15-9	11-14	14-11	16-14	19-15	15-7	17-17	15-14						
13 OLIVEIRA Miguel	73	4	-	15	7	-	18	16	11	16	8	3	10	19	16	12						
		4-7	-	15-8	7-5	-	18-12	16-16	11-19	16-10	8-NL	3-6	10-12	18-12	16-14	12-10						
		4-NC	-	15-5	-	-	17-NC	15-10	11-NC	16-4	8-NC	3-5	10-6	17-12	16-18	12-12						
14 DI GIANNANTONIO Fabio	70	21	14	16	15	15	19	14	13	18	20	8	21	13	6	7						
		21-16	14-12	16-17	15-11	15-12	19-14	14-12	13-NC	18-12	20-11	8-13	21-17	12-10	6-8	7-6						
		20-NC	14-10	16-9	15-12	15-8	18-14	13-9	13-NC	18-13	20-17	8-10	21-17	11-NC	6-8	7-4						
15 FERNANDEZ Augusto	67	19	17	20	21	12	21	15	21	5	22	19	17	18	13	18						
		19-NL	17-16	20-16	21-17	12-NC	21-20	15-14	21-14	5-8	22-17	19-17	17-19	17-11	13-12	18-13						
		18-13	17-11	20-10	21-13	12-4	20-15	14-11	20-10	5-11	22-14	19-9	17-16	16-NC	13-7	18-NC						
16 MARQUEZ Marc	64	1	-	-	-	2	2	7	17	14	18	12	9	6	7	8						
		1-3	-	-	-	2-5	2-7	7-11	17-17	14-18	18-10	12-11	9-10	6-3	7-7	8-NL						
		1-NC	-	-	-	2-NC	2-NC	-	-	14-NC	18-12	11-13	9-7	5-9	7-3	8-NC						
17 RINS Alex	54	16	12	2	18	18	10	-	-	-	-	-	-	-	-	21						
		16-13	12-15	2-2	18-13	18-11	10-NC	-	-	-	-	-	-	-	-	-	21-18					
		15-10	12-9	2-1	18-NC	18-NC	-	-	-	-	-	-	-	-	-	-	21-9					
18 NAKAGAMI Takaaki	50	18	11	17	11	14	16	18	14	21	19	21	20	15	18	20						
		18-15	11-11	17-13	11-NC	14-10	16-17	18-17	14-12	21-20	19-NC	21-20	20-21	14-13	18-17	20-11						
		17-12	11-13	17-NC	11-9	14-9	15-13	17-14	14-8	21-16	19-18	21-15	20-19	13-11	18-11	20-11						
19 FERNANDEZ Raul	39	20	13	19	17	-	20	19	16	20	17	15	12	11	11	17						
		20-11	13-14	19-15	17-14	-	20-19	19-18	16-18	20-19	17-14	15-14	12-11	11-9	11-10	17-14						
		19-NC	13-14	19-NC	17-15	-	19-17	18-15	16-12	20-10	17-NC	15-NC	12-8	10-10	11-9	17-13						
20 BASTIANINI Enea	36	6	-	-	24	-	12	11	18	13	14	11	-	-	-	11						
		6-NC	-	-	-	-	12-9	11-10	18-8	13-13	14-13	11-9	-	-	-	11-7						
		-	-	-	-	-	11-9	10-8	17-NC	13-NC	13-10	-	-	-	-	11-8						

NC=Not classified NL=Not finished first lap NP=Not started race re-start N2=Not finished first lap race re-start EX=Excluded NS=Not Started DS=Disqualified

These data/results cannot be reproduced, stored and/or transmitted in whole or in part by any manner of electronic, mechanical, photocopying, recording, broadcasting or otherwise now known or herein after developed without the previous express consent by the copyright owner, except for reproduction in daily press and regular printed publications on sale to the public within 60 days of the event related to those data/results and always provided that copyright symbol appears together as follows below.
© DORNA, 2023

Official MotoGP Timing byTISSOT
www.motogp.com



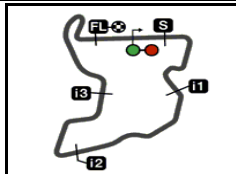
Rider	Points	POR	ARG	AME	SPA	FRA	ITA	GER	NED	GBR	AUT	CAT	RSM	IND	JPN	INA	AUS	THA	MAL	QAT	VAL	
21 PEDROSA Dani	32	-	-	-	6	-	-	-	-	-	-	-	5	-	-	-						
		-	-	-	6-6	-	-	-	-	-	-	-	-	5-4	-	-	-					
		-	-	-	6-7	-	-	-	-	-	-	-	-	5-4	-	-	-					
22 MIR Joan	20	14	18	13	20	16	-	-	-	19	16	20	22	5	15	19						
		14-NL	18-NL	13-12	20-NC	16-14	-	-	-	19-17	16-12	20-21	22-23	5-NC	15-13	19-16						
		13-11	-	13-NC	20-NC	16-NC	-	-	-	19-NC	15-NC	20-17	22-NC	4-5	15-12	19-NC						
23 ESPARGARO Pol	12	22	-	-	-	-	-	-	-	15	13	14	23	20	12	16						
		-	-	-	-	-	-	-	-	15-16	13-6	14-NC	23-16	19-NL	12-11	16-17						
		-	-	-	-	-	-	-	-	15-12	16-16	13-NC	23-NC	18-13	12-15	16-NC						
24 SAVADORI Lorenzo	9	-	-	-	-	20	22	-	19	-	23	-	-	-	-	-						
		-	-	-	-	20-17	22-18	-	19-16	-	23-NC	-	-	-	-	-	-					
		-	-	-	-	20-12	21-18	-	18-11	-	23-19	-	-	-	-	-	-					
25 FOLGER Jonas	9	-	-	22	22	21	23	20	23	-	-	-	-	-	-	-						
		-	-	22-20	22-19	21-NC	23-21	20-NC	23-21	-	-	-	-	-	-	-	-					
		-	-	22-12	22-17	21-13	22-19	19-17	22-14	-	-	-	-	-	-	-	-					
26 BRADL Stefan	8	-	-	21	19	-	-	-	20	-	-	-	15	21	20	-						
		-	-	21-18	19-15	-	-	-	20-22	-	-	-	15-22	20-NL	20-20	-						
		-	-	21-NC	19-14	-	-	-	19-13	-	-	-	15-18	19-15	20-14	-						
27 PIRRO Michele	5	-	-	18	-	-	17	-	-	-	-	-	14	22	21	-						
		-	-	18-NC	-	-	17-15	-	-	-	-	-	14-20	21-14	21-19	-						
		-	-	18-11	-	-	16-16	-	-	-	-	-	14-NC	20-16	21-16	-						
28 PETRUCCI Danilo	5	-	-	-	-	19	-	-	-	-	-	-	-	-	-	-						
		-	-	-	-	19-16	-	-	-	-	-	-	-	-	-	-	-					
		-	-	-	-	19-11	-	-	-	-	-	-	-	-	-	-	-					
29 CRUTCHLOW Cal	3	-	-	-	-	-	-	-	-	-	-	-	-	-	19	-						
		-	-	-	-	-	-	-	-	-	-	-	-	-	19-18	-						
		-	-	-	-	-	-	-	-	-	-	-	-	-	19-13	-						
30 LECUONA Iker	0	-	-	-	23	-	-	-	22	17	21	22	-	-	-	-						
		-	-	-	23-18	-	-	-	22-20	17-22	21-16	22-19	-	-	-	-	-					
		-	-	-	23-16	-	-	-	21-NC	17-17	21-20	22-16	-	-	-	-	-					

NC=Not classified NL=Not finished first lap NP=Not started race re-start N2=Not finished first lap race re-start EX=Excluded NS=Not Started DS=Disqualified

These data/results cannot be reproduced, stored and/or transmitted in whole or in part by any manner of electronic, mechanical, photocopying, recording, broadcasting or otherwise now known or herein after developed without the previous express consent by the copyright owner, except for reproduction in daily press and regular printed publications on sale to the public within 60 days of the event related to those data/results and always provided that copyright symbol appears together as follows below.
© DORNA, 2023

Official MotoGP Timing by **TISSOT**
www.motogp.com





4301 m.

PERTAMINA GRAND PRIX OF INDONESIA
Official Starting Grid

Race : 27 laps = 116.127 km



1	1 1'29.978 10 Luca MARINI Ducati	2 1'30.009 12 Maverick VIÑALES Aprilia	3 1'30.132 41 Aleix ESPARGARO Aprilia
2	4 1'30.516 20 Fabio QUARTARARO Yamaha	5 1'30.698 33 Brad BINDER KTM	6 1'30.742 89 Jorge MARTIN Ducati
3	7 1'30.766 49 Fabio DI GIANNANTONIO Ducati	8 1'30.864 93 Marc MARQUEZ Honda	9 1'30.908 72 Marco BEZZECCHI Ducati
4	10 1'30.970 43 Jack MILLER KTM	11 1'31.061 23 Enea BASTIANINI Ducati	12 1'31.193 88 Miguel OLIVEIRA Aprilia
5	13 1'30.626 1 Francesco BAGNAIA Ducati	14 1'30.713 5 Johann ZARCO Ducati	15 1'30.729 21 Franco MORBIDELLI Yamaha
6	16 1'31.006 44 Pol ESPARGARO KTM	17 1'31.031 25 Raul FERNANDEZ Aprilia	18 1'31.034 37 Augusto FERNANDEZ KTM
7	19 1'31.143 36 Joan MIR Honda	20 1'31.192 30 Takaaki NAKAGAMI Honda	21 1'31.458 42 Alex RINS Honda

FIM MotoGP Stewards long lap penalty for riders #10 & #23

The results are provisional until the end of the limit for protest and appeals and until the ratification of the Event Management Committee.

Time limit for protest expires 60' at the latest after publication of the results - Time:

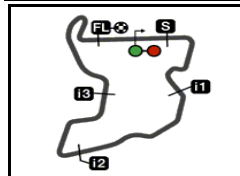
These data/results cannot be reproduced, stored and/or transmitted in whole or in part by any manner of electronic, mechanical, photocopying, recording, broadcasting or otherwise now known or herein after developed without the previous express consent by the copyright owner, except for reproduction in daily press and regular printed publications on sale to the public within 60 days of the event related to those data/results and always provided that copyright symbol appears together as follows below.

© DORNA, 2023

Official MotoGP Timing by **TISSOT**
 www.motogp.com



Lombok, Sunday, October 15, 2023



4301 m.

PERTAMINA GRAND PRIX OF INDONESIA

Race

Top Speed & Average



Rider	Nation	Motorcycle	Top 5 speeds					Average	Top
1 Francesco BAGNAIA	ITA	DUCATI	314.8	313.0	313.0	313.0	313.0	313.3	314.8
12 Maverick VIÑALES	SPA	APRILIA	314.8	313.0	313.0	313.0	313.0	313.2	314.8
89 Jorge MARTIN	SPA	DUCATI	313.9	313.0	313.0	312.1	312.1	312.8	313.9
33 Brad BINDER	RSA	KTM	313.0	312.1	311.2	310.3	310.3	311.4	313.0
41 Aleix ESPARGARO	SPA	APRILIA	313.0	311.2	310.3	310.3	310.3	311.0	313.0
43 Jack MILLER	AUS	KTM	313.0	312.1	310.3	310.3	310.3	311.2	313.0
21 Franco MORBIDELLI	ITA	YAMAHA	312.1	310.3	309.4	308.5	308.5	309.3	312.1
72 Marco BEZZECCHI	ITA	DUCATI	312.1	310.3	309.4	309.4	308.5	309.7	312.1
88 Miguel OLIVEIRA	POR	APRILIA	312.1	311.2	311.2	310.3	310.3	310.9	312.1
5 Johann ZARCO	FRA	DUCATI	311.2	311.2	310.3	309.4	309.4	310.3	311.2
20 Fabio QUARTARARO	FRA	YAMAHA	311.2	311.2	311.2	310.3	310.3	310.8	311.2
23 Enea BASTIANINI	ITA	DUCATI	311.2	311.2	311.2	311.2	310.3	310.9	311.2
49 Fabio DI GIANNANTONIO	ITA	DUCATI	311.2	310.3	310.3	310.3	310.3	310.5	311.2
25 Raul FERNANDEZ	SPA	APRILIA	308.5	307.6	307.6	305.9	305.9	306.8	308.5
36 Joan MIR	SPA	HONDA	308.5	307.6	306.8	306.8	305.9	306.9	308.5
37 Augusto FERNANDEZ	SPA	KTM	307.6	305.9	305.0	304.2	302.5	305.0	307.6
42 Alex RINS	SPA	HONDA	306.8	305.9	305.9	305.9	305.9	306.1	306.8
93 Marc MARQUEZ	SPA	HONDA	305.9	305.0	300.8	300.0	299.1	302.2	305.9
30 Takaaki NAKAGAMI	JPN	HONDA	305.0	302.5	302.5	301.6	300.8	302.2	305.0
10 Luca MARINI	ITA	DUCATI	300.8	287.2	258.9	251.7		274.7	300.8
44 PoI ESPARGARO	SPA	KTM	294.2	254.7				274.5	294.2

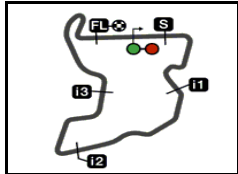
These data/results cannot be reproduced, stored and/or transmitted in whole or in part by any manner of electronic, mechanical, photocopying, recording, broadcasting or otherwise now known or herein after developed without the previous express consent by the copyright owner, except for reproduction in daily press and regular printed publications on sale to the public within 60 days of the event related to those data/results and always provided that copyright symbol appears together as follows below.

© DORNA, 2023

Official MotoGP Timing by TISSOT
www.motogp.com




Lombok, Sunday, October 15, 2023



4301 m.

PERTAMINA GRAND PRIX OF INDONESIA
Race
Fastest Laps Sequence

Lap	Race Time	 Rider	Nation	Motorcycle	Time	Km/h	Riders's Lap
2	3'08.695	89 Jorge MARTIN	SPA	DUCATI	1'32.154	168.0	2
3	4'40.314	89 Jorge MARTIN	SPA	DUCATI	1'31.619	168.9	3
4	6'11.526	89 Jorge MARTIN	SPA	DUCATI	1'31.212	169.7	4
10	15'19.497	89 Jorge MARTIN	SPA	DUCATI	1'31.035	170.0	10
18	27'47.572	23 Enea BASTIANINI	ITA	DUCATI	1'30.906	170.3	18

These data/results cannot be reproduced, stored and/or transmitted in whole or in part by any manner of electronic, mechanical, photocopying, recording, broadcasting or otherwise now known or herein after developed without the previous express consent by the copyright owner, except for reproduction in daily press and regular printed publications on sale to the public within 60 days of the event related to those data/results and always provided that copyright symbol appears together as follows below.
 © DORNA, 2023

