


5513 m.

RED BULL GRAND PRIX OF THE AMERICAS

Practice
Classification

6

	Rider	Nation	Team	Motorcycle	Time	Lap	Total	Gap	Top Speed
1	89 Jorge MARTIN	SPA	Prima Pramac Racing	DUCATI	2'01.397	16	20		343.9
2	12 Maverick VIÑALES	SPA	Aprilia Racing	APRILIA	2'01.473	19	20	0.076 0.076	345.0
3	93 Marc MARQUEZ	SPA	Gresini Racing MotoGP	DUCATI	2'01.806	18	18	0.409 0.333	343.9
4	1 Francesco BAGNAIA	ITA	Ducati Lenovo Team	DUCATI	2'01.808	18	19	0.411 0.002	341.7
5	31 Pedro ACOSTA	SPA	Red Bull GASGAS Tech3	KTM	2'01.966	18	19	0.569 0.158	346.1
6	41 Aleix ESPARGARO	SPA	Aprilia Racing	APRILIA	2'02.024	13	17	0.627 0.058	347.2
7	21 Franco MORBIDELLI	ITA	Prima Pramac Racing	DUCATI	2'02.103	19	19	0.706 0.079	341.7
8	23 Enea BASTIANINI	ITA	Ducati Lenovo Team	DUCATI	2'02.144	14	18	0.747 0.041	343.9
9	49 Fabio DI GIANNANTONIO	ITA	Pertamina Enduro VR46 Racing Te	DUCATI	2'02.244	13	17	0.847 0.100	340.6
10	72 Marco BEZZECCHI	ITA	Pertamina Enduro VR46 Racing Te	DUCATI	2'02.358	17	21	0.961 0.114	345.0
11	88 Miguel OLIVEIRA	POR	Trackhouse Racing	APRILIA	2'02.466	17	18	1.069 0.108	342.8
12	25 Raul FERNANDEZ	SPA	Trackhouse Racing	APRILIA	2'02.476	14	18	1.079 0.010	347.2
13	73 Alex MARQUEZ	SPA	Gresini Racing MotoGP	DUCATI	2'02.493	20	20	1.096 0.017	343.9
14	33 Brad BINDER	RSA	Red Bull KTM Factory Racing	KTM	2'02.551	17	18	1.154 0.058	350.6
15	37 Augusto FERNANDEZ	SPA	Red Bull GASGAS Tech3	KTM	2'02.553	14	18	1.156 0.002	343.9
16	43 Jack MILLER	AUS	Red Bull KTM Factory Racing	KTM	2'02.802	14	19	1.405 0.249	346.1
17	20 Fabio QUARTARARO	FRA	Monster Energy Yamaha MotoGP	YAMAHA	2'02.839	19	20	1.442 0.037	342.8
18	42 Alex RINS	SPA	Monster Energy Yamaha MotoGP	YAMAHA	2'02.875	17	17	1.478 0.036	342.8
19	5 Johann ZARCO	FRA	CASTROL Honda LCR	HONDA	2'03.014	18	19	1.617 0.139	340.6
20	36 Joan MIR	SPA	Repsol Honda Team	HONDA	2'03.444	14	17	2.047 0.430	343.9
21	10 Luca MARINI	ITA	Repsol Honda Team	HONDA	2'03.521	16	20	2.124 0.077	342.8
22	30 Takaaki NAKAGAMI	JPN	IDEMITSU Honda LCR	HONDA	2'03.984	16	20	2.587 0.463	343.9

Practice condition: Dry

Air: 27°

Humidity: 33%

Ground: 46°

Fastest Lap:	Lap: 16	Jorge MARTIN	2'01.397	163.4 Km/h
Best Race Lap:	2023	Alex RINS	2'03.126	161.1 Km/h
All Time Lap Record:	2024	Jorge MARTIN	2'01.397	163.4 Km/h

The results are provisional until the end of the limit for protest and appeals.

Time limit for protest expires 60' after publication of the results - Time:

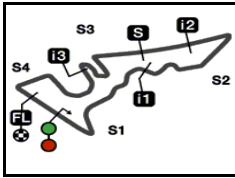
These data/results cannot be reproduced, stored and/or transmitted in whole or in part by any manner of electronic, mechanical, photocopying, recording, broadcasting or otherwise now known or herein after developed without the previous express consent by the copyright owner, except for reproduction in daily press and regular printed publications on sale to the public within 60 days of the event related to those data/results and always provided that copyright symbol appears together as follows below.

© DORNA, 2024

Official MotoGP Timing by TISSOT
www.motogp.com

Austin, Friday, April 12, 2024





5513 m.

RED BULL GRAND PRIX OF THE AMERICAS

Practice

Top Speed & Average

8



Rider	Nation	Motorcycle	Top 5 speeds					Average	Top
33 Brad BINDER	RSA	KTM	350.6	348.3	348.3	347.2	345.0	347.9	350.6
25 Raul FERNANDEZ	SPA	APRILIA	347.2	345.0	345.0	343.9	343.9	344.8	347.2
41 Aleix ESPARGARO	SPA	APRILIA	347.2	346.1	345.0	345.0	343.9	345.4	347.2
31 Pedro ACOSTA	SPA	KTM	346.1	345.0	343.9	343.9	342.8	344.1	346.1
43 Jack MILLER	AUS	KTM	346.1	343.9	343.9	342.8	341.7	342.9	346.1
12 Maverick VIÑALES	SPA	APRILIA	345.0	343.9	343.9	342.8	341.7	342.8	345.0
72 Marco BEZZECCHI	ITA	DUCATI	345.0	341.7	341.7	340.6	340.6	341.9	345.0
23 Enea BASTIANINI	ITA	DUCATI	343.9	342.8	342.8	342.8	341.7	342.2	343.9
30 Takaaki NAKAGAMI	JPN	HONDA	343.9	340.6	338.5	338.5	337.5	338.9	343.9
36 Joan MIR	SPA	HONDA	343.9	341.7	339.6	339.6	339.6	340.5	343.9
37 Augusto FERNANDEZ	SPA	KTM	343.9	341.7	340.6	340.6	338.5	340.6	343.9
73 Alex MARQUEZ	SPA	DUCATI	343.9	343.9	342.8	340.6	340.6	342.4	343.9
89 Jorge MARTIN	SPA	DUCATI	343.9	342.8	341.7	341.7	341.7	342.2	343.9
93 Marc MARQUEZ	SPA	DUCATI	343.9	342.8	342.8	341.7	341.7	342.6	343.9
10 Luca MARINI	ITA	HONDA	342.8	341.7	340.6	340.6	339.6	340.6	342.8
20 Fabio QUARTARARO	FRA	YAMAHA	342.8	340.6	340.6	340.6	340.6	341.0	342.8
42 Alex RINS	SPA	YAMAHA	342.8	341.7	341.7	341.7	341.7	341.9	342.8
88 Miguel OLIVEIRA	POR	APRILIA	342.8	342.8	342.8	342.8	341.7	342.3	342.8
1 Francesco BAGNAIA	ITA	DUCATI	341.7	341.7	341.7	341.7	341.7	341.7	341.7
21 Franco MORBIDELLI	ITA	DUCATI	341.7	340.6	340.6	339.6	339.6	340.3	341.7
5 Johann ZARCO	FRA	HONDA	340.6	340.6	339.6	337.5	336.4	338.0	340.6
49 Fabio DI GIANNANTONIO	ITA	DUCATI	340.6	339.6	339.6	339.6	338.5	339.1	340.6

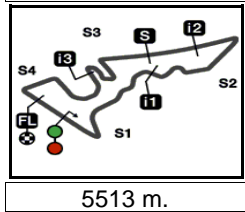
These data/results cannot be reproduced, stored and/or transmitted in whole or in part by any manner of electronic, mechanical, photocopying, recording, broadcasting or otherwise now known or herein after developed without the previous express consent by the copyright owner, except for reproduction in daily press and regular printed publications on sale to the public within 60 days of the event related to those data/results and always provided that copyright symbol appears together as follows below.

© DORNA, 2024

Official MotoGP Timing by TISSOT
www.motogp.com



Austin, Friday, April 12, 2024



RED BULL GRAND PRIX OF THE AMERICAS

Practice

Chronological Analysis of Performances

9

* Lap / Sector time cancelled T1 Time from finish line to 1st intermediate T3 Time from 2nd intermed. to 3rd intermed.
 P Crossing the finish line in pit lane T2 Time from 1st intermed. to 2nd intermed. T4 Time from 3rd intermediate to finish line
 **Tyre data subject to further updates

Lap	Lap Time	T1	T2	T3	T4	Speed	Lap	Lap Time	T1	T2	T3	T4	Speed	
1st	89	Jorge MARTIN		DUCATI		SPA	Run #	2	Front Tyre Slick-Medium		Rear Tyre Slick-Soft			
		Prima Pramac Racing							7 Laps at start		New Tyre			
		Runs=4 Total laps=20 Full laps=13 Valid laps=11					8	8'02.700	34.567	30.621	30.979	28.457	337.5	
Run #	1	Front Tyre Slick-Medium		Rear Tyre Slick-Soft			9	2'03.714	34.730	30.277	30.504	28.203	338.5	
		New Tyre		New Tyre			10	2'02.983	34.656	29.852	30.387	28.088	340.6	
1	2'39.697	35.410	30.882	30.794	28.700	338.5	11	2'03.158	34.674	29.738	30.429	28.317	340.6	
2	2'04.429	35.255	30.023	30.677	28.474	340.6	12	2'08.421	34.795	29.842	34.778	29.006	338.5	
3	2'03.036	34.694	29.799	30.260	28.283	340.6	13	2'08.583 P	34.826	29.782	30.641	33.334	339.6	
4	2'03.468	34.874	29.785	30.507	28.302	341.7	Run #	3	Front Tyre Slick-Medium		Rear Tyre Slick-Soft			
5	2'04.352	34.775	29.814	31.078	28.685	343.9			New Tyre		New Tyre			
6	2'08.021	35.090	30.851	33.412	28.668	339.6	14	9'36.820	33.253	30.312	30.631	28.374	340.6	
7	2'03.209	34.709	29.755	30.339	28.406	342.8	15	2'02.394	34.456	29.953	30.166	27.819	343.9	
8	2'13.850 P	38.363*	31.424	31.721	32.342	337.5	16	2'02.085 *	34.395	29.457	30.197	28.036*	342.8	
Run #	2	Front Tyre Slick-Medium		Rear Tyre Slick-Soft			17	2'19.497 P	39.361	32.586	34.792	32.758	244.8	
		8 Laps at start		8 Laps at start			Run #	4	Front Tyre Slick-Medium		Rear Tyre Slick-Soft			
9	7'18.197	34.080	30.668	30.838	28.468	337.5			4 Laps at start		New Tyre			
10	2'03.703 *	34.763	29.697	30.826*	28.417	340.6	18	6'29.404	33.116	30.435	31.318	28.175	340.6	
11	2'02.888	34.656	29.666	30.274	28.292	341.7	19	2'01.473	34.255	29.258	30.108	27.852	343.9	
12	2'06.711	35.093	30.761	31.586	29.271	339.6	20	2'07.210	38.081	30.527	30.318	28.284	341.7	
13	2'03.244	34.762	29.758	30.403	28.321	340.6	3rd	93	Marc MARQUEZ		DUCATI		SPA	
14	2'13.800 P	34.819	30.245	33.233	35.503	338.5			Gresini Racing MotoGP					
Run #	3	Front Tyre Slick-Medium		Rear Tyre Slick-Soft					Runs=4 Total laps=18 Full laps=11 Valid laps=8					
		New Tyre		New Tyre			Run #	1	Front Tyre Slick-Medium		Rear Tyre Slick-Medium			
15	10'03.198 *	33.938	30.753	30.504	28.652*	340.6			New Tyre		New Tyre			
16	2'01.397	34.298	29.270	29.877	27.952	341.7	1	2'12.331	34.937	30.973	31.729	29.348	338.5	
17	2'14.885 P	39.856	30.288	30.986	33.755	341.7	2	2'06.927	36.918	30.418	30.847	28.744	339.6	
Run #	4	Front Tyre Slick-Medium		Rear Tyre Slick-Soft			3	2'04.772	35.145	29.773	30.389	29.465	341.7	
		3 Laps at start		14 Laps at start			4	2'03.771 *	35.176	29.809	30.324	28.462*	340.6	
18	8'03.253	33.749	30.625	31.428	28.393	339.6	5	2'08.427 *	37.229*	31.300	31.106	28.792	339.6	
19	2'03.268 *	34.752	29.517	30.483*	28.516*	341.7	6	2'08.270 P	34.957	30.043	31.163	32.107	341.7	
20	2'03.020	34.531	29.792	30.403	28.294	339.6	Run #	2	Front Tyre Slick-Medium		Rear Tyre Slick-Medium			
2nd	12	Maverick VIÑALES		APRILIA		SPA			6 Laps at start		6 Laps at start			
		Aprilia Racing					7	8'54.705	34.907	30.782	30.835	28.531	338.5	
		Runs=4 Total laps=20 Full laps=13 Valid laps=12					8	2'03.919	35.269	29.805	30.547	28.298	339.6	
Run #	1	Front Tyre Slick-Medium		Rear Tyre Slick-Medium			9	2'03.264	35.015	29.616	30.303	28.330	340.6	
		New Tyre		New Tyre			10	2'03.175	34.918	29.684	30.279	28.294	340.6	
1	2'24.158	33.558	31.658	31.904	29.253	340.6	11	2'18.811 P	38.644*	32.242	32.684	35.241	338.5	
2	2'05.083	35.488	30.213	30.763	28.619	341.7	Run #	3	Front Tyre Slick-Medium		Rear Tyre Slick-Soft			
3	2'05.028	35.725	30.077	30.783	28.443	345.0			New Tyre		New Tyre			
4	2'04.914	35.255	30.532	30.673	28.454	341.7	12	13'37.472	34.446	31.322	33.801	28.846	342.8	
5	2'03.150	34.768	29.752	30.365	28.265	340.6	13	2'02.677	34.855	29.457	30.220	28.145	339.6	
6	2'03.085	34.768	29.680	30.404	28.233	340.6	14	2'02.318	34.782	29.484	30.099	27.953	340.6	
7	2'12.766 P	35.071	30.049	34.380	33.266	341.7	15	2'14.327 P	38.773*	31.325	31.446	32.783	337.5	

Fastest Lap: Jorge MARTIN Prima Pramac Racing SPA **2'01.397** 34.298 29.270 29.877 27.952

These data/results cannot be reproduced, stored and/or transmitted in whole or in part by any manner of electronic, mechanical, photocopying, recording, broadcasting or otherwise now known or herein after developed without the previous express consent by the copyright owner, except for reproduction in daily press and regular printed publications on sale to the public within 60 days of the event related to those data/results and always provided that copyright symbol appears together as follows below.
 © DORNA, 2024



Practice

MotoGP

Lap	Lap Time	T1	T2	T3	T4	Speed	Lap	Lap Time	T1	T2	T3	T4	Speed	
Run # 4	Front Tyre Slick-Medium		Rear Tyre Slick-Soft					11	2'11.153	34.905	33.536	34.219	28.493	265.3
	4 Laps at start		New Tyre					12	2'09.889	P 34.885	30.667	31.757	32.580	338.5
16	6'38.456	35.085	37.310	32.972	29.658	270.0	Run # 3	Front Tyre Slick-Medium		Rear Tyre Slick-Soft				
17	2'02.069	* 34.564	29.355	30.057	28.093*	343.9		New Tyre		New Tyre				
18	2'01.806	34.402	29.313	30.042	28.049	342.8	13	11'41.317	31.976	30.672	31.231	28.131	341.7	
4th	1	Francesco BAGNAIA		DUCATI	ITA		14	2'02.594	34.667	29.720	30.215	27.992	341.7	
		Ducati Lenovo Team					15	2'02.532	34.649	29.703	30.144	28.036	341.7	
		Runs=5	Total laps=19	Full laps=10	Valid laps=9		16	2'13.779	P 34.900*	32.141	33.413	33.325	264.7	
Run # 1	Front Tyre Slick-Medium		Rear Tyre Slick-Medium					Run # 4	Front Tyre Slick-Medium		Rear Tyre Slick-Soft			
	New Tyre		New Tyre						4 Laps at start		New Tyre			
1	3'03.351	35.921	31.722	31.336	29.100	338.5	17	5'25.232	32.626	31.500	30.609	28.756	339.6	
2	2'04.812	35.362	30.159	30.691	28.600	341.7	18	2'01.966	34.405	29.421	30.144	27.996	345.0	
3	2'03.714	34.879	29.800	30.624	28.411	341.7	19	2'17.064	* 41.140*	31.665	32.639	31.620	334.3	
4	2'09.809	38.855	31.322	30.809	28.823	341.7	6th	41	Aleix ESPARGARO		APRILIA	SPA		
5	2'03.377	34.857	29.814	30.433	28.273	341.7			Aprilia Racing					
6	2'16.996	P 39.755*	31.696	32.021	33.524	340.6			Runs=4	Total laps=17	Full laps=10	Valid laps=10		
Run # 2	Front Tyre Slick-Medium		Rear Tyre Slick-Medium					Run # 1	Front Tyre Slick-Medium		Rear Tyre Slick-Soft			
	6 Laps at start		6 Laps at start						New Tyre		New Tyre			
7	11'34.216	35.988	30.354	30.594	28.617	340.6	1	2'40.187	35.331	30.882	31.165	28.626	345.0	
8	2'03.831	34.972	29.962	30.501	28.396	341.7	2	2'04.546	35.440	30.092	30.577	28.437	340.6	
9	2'03.845	34.801	30.002	30.418	28.624	340.6	3	2'03.621	35.018	29.885	30.423	28.295	342.8	
10	2'15.109	P 38.418*	31.745	31.956	32.990	338.5	4	2'08.666	36.277	31.707	30.928	29.754	339.6	
Run # 3	Front Tyre Slick-Medium		Rear Tyre Slick-Medium					5	2'04.015	35.119	29.966	30.619	28.311	341.7
	10 Laps at start		10 Laps at start					6	2'03.882	35.093	29.909	30.596	28.284	342.8
11	6'46.658	34.342	30.786	30.679	28.599	339.6	7	2'15.715	P 38.348	32.888	32.312	32.167	320.4	
12	2'03.100	34.707	29.713	30.311	28.369	341.7	Run # 2	Front Tyre Slick-Medium		Rear Tyre Slick-Soft				
13	2'11.125	P 35.554*	31.140	31.652	32.779	339.6		7 Laps at start		7 Laps at start				
Run # 4	Front Tyre Slick-Medium		Rear Tyre Slick-Soft					8	9'51.703	38.419	30.981	30.948	28.491	339.6
	New Tyre		New Tyre					9	2'03.565	34.933	30.009	30.465	28.158	340.6
14	6'07.601	35.873	31.151	30.559	28.495	339.6	10	2'03.305	34.871	29.697	30.416	28.321	341.7	
15	2'02.746	34.630	29.864	30.146	28.106	339.6	11	2'13.558	P 38.275	31.574	31.555	32.154	341.7	
16	2'12.972	P 37.731*	31.033	31.271	32.937	339.6	Run # 3	Front Tyre Slick-Medium		Rear Tyre Slick-Soft				
Run # 5	Front Tyre Slick-Medium		Rear Tyre Slick-Soft						New Tyre		New Tyre			
	3 Laps at start		New Tyre					12	13'39.389	35.778	30.986	30.773	28.633	347.2
17	3'38.400	33.005	31.533	30.401	28.750	340.6	13	2'02.024	34.544	29.430	30.001	28.049	346.1	
18	2'01.808	34.451	29.550	29.973	27.834	341.7	14	2'15.023	P 39.641	31.190	31.950	32.242	330.2	
19	2'21.451	* 44.653*	31.862	32.186	32.750	337.5	Run # 4	Front Tyre Slick-Medium		Rear Tyre Slick-Soft				
5th	31	Pedro ACOSTA		KTM	SPA			3 Laps at start		New Tyre				
		Red Bull GASGAS Tech3					15	8'05.101	35.242	31.240	32.612	30.701	337.5	
		Runs=4	Total laps=19	Full laps=12	Valid laps=10		16	2'02.546	34.593	29.491	30.131	28.331	345.0	
Run # 1	Front Tyre Slick-Medium		Rear Tyre Slick-Soft					17	2'02.529	34.539	29.791	30.156	28.043	343.9
	New Tyre		New Tyre					7th	21	Franco MORBIDELLI		DUCATI	ITA	
1	2'29.245	33.581	31.214	31.869	28.934	340.6			Prima Pramac Racing					
2	2'07.871	35.026	30.037	34.254	28.554	346.1			Runs=4	Total laps=19	Full laps=12	Valid laps=11		
3	2'03.378	34.866	29.813	30.333	28.366	342.8	Run # 1	Front Tyre Slick-Medium		Rear Tyre Slick-Soft				
4	2'10.765	34.680	31.296	36.257	28.532	319.5		New Tyre		New Tyre				
5	2'03.285	34.689	29.926	30.416	28.254	343.9	1	2'26.094	35.350	31.543	31.805	29.170	337.5	
6	2'16.224	* 38.291*	33.732	35.109	29.092	330.2	2	2'05.787	35.697	30.204	31.160	28.726	339.6	
7	2'07.887	P 34.999	30.152	30.425	32.311	343.9	3	2'04.533	35.453	29.806	30.700	28.574	339.6	
Run # 2	Front Tyre Slick-Medium		Rear Tyre Slick-Soft					4	2'04.552	35.300	29.939	30.657	28.656	341.7
	7 Laps at start		7 Laps at start					5	2'23.586	40.634	42.944	31.109	28.899	336.4
8	9'29.661	32.410	31.526	34.340	29.239	340.6	6	2'03.796	35.179	29.749	30.483	28.385	340.6	
9	2'04.121	34.845	30.303	30.733	28.240	340.6	7	2'20.386	P 41.259*	33.530	31.522	34.075	337.5	
10	2'03.089	34.766	29.805	30.229	28.289	342.8								

Fastest Lap: Jorge MARTIN Prima Pramac Racing SPA 2'01.397 34.298 29.270 29.877 27.952

These data/results cannot be reproduced, stored and/or transmitted in whole or in part by any manner of electronic, mechanical, photocopying, recording, broadcasting or otherwise now known or herein after developed without the previous express consent by the copyright owner, except for reproduction in daily press and regular printed publications on sale to the public within 60 days of the event related to those data/results and always provided that copyright symbol appears together as follows below.
© DORNA, 2024

Practice

MotoGP

Lap	Lap Time	T1	T2	T3	T4	Speed	Lap	Lap Time	T1	T2	T3	T4	Speed	
Run # 2	Front Tyre Slick-Medium			Rear Tyre Slick-Soft			3	2'04.440	35.163	30.032	30.588	28.657	339.6	
	7 Laps at start			7 Laps at start			4	2'18.373	35.125	30.161	30.699	36.388	338.5	
8	8'00.254	33.334	30.570	30.889	28.658	336.4	5	2'04.538 *	35.206	30.011	30.610	28.711*	339.6	
9	2'03.949	35.237	29.967	30.441	28.304	338.5	6	2'03.958 *	34.926	30.035	30.503	28.494*	338.5	
10	2'03.099	34.787	29.697	30.342	28.273	340.6	7	2'03.679	34.895	29.912	30.372	28.500	339.6	
11	2'03.532	34.835	29.728	30.469	28.500	339.6	8	2'18.184 P	38.952*	32.609	31.874	34.749	338.5	
12	2'15.291 P	39.144	31.845	31.729	32.573	334.3	Run # 2	Front Tyre Slick-Medium			Rear Tyre Slick-Soft			
Run # 3	Front Tyre Slick-Medium			Rear Tyre Slick-Soft				11 Laps at start			11 Laps at start			
	New Tyre			New Tyre			9	15'52.759	35.118	30.909	30.974	28.644	335.4	
13	12'24.816	34.427	30.687	30.798	28.373	337.5	10	2'03.314	34.820	29.891	30.261	28.342	337.5	
14	2'02.496	34.611	29.578	30.214	28.093	338.5	11	2'16.071 P	34.647	29.786	35.613	36.025	338.5	
15	2'10.691	36.339	34.218	31.567	28.567	325.3	Run # 3	Front Tyre Slick-Medium			Rear Tyre Slick-Soft			
16	2'10.847 P	34.611	30.686	32.409	33.141	333.3		New Tyre			New Tyre			
Run # 4	Front Tyre Slick-Medium			Rear Tyre Slick-Soft			12	7'17.020	33.229	30.881	30.702	28.411	337.5	
	4 Laps at start			New Tyre			13	2'02.244	34.417	29.528	30.062	28.237	337.5	
17	6'12.084	32.797	31.007	30.979	28.437	338.5	14	2'19.866 P	41.563*	31.757	31.228	35.318	336.4	
18	2'12.534 *	34.543	29.446	34.200*	34.345*	338.5	Run # 4	Front Tyre Slick-Medium			Rear Tyre Slick-Soft			
19	2'02.103	34.406	29.589	30.103	28.005	337.5		3 Laps at start			New Tyre			
8th 23	Enea BASTIANINI			DUCATI			ITA	15	6'42.286	31.498	30.526	31.722	28.525	338.5
	Ducati Lenovo Team							16	2'02.363	34.641	29.493	30.106	28.123	337.5
	Runs=4 Total laps=18 Full laps=11 Valid laps=10							17	2'06.087	34.443	32.553	30.571	28.520	337.5
Run # 1	Front Tyre Slick-Medium			Rear Tyre Slick-Soft			10th 72	Front Tyre Slick-Medium			Rear Tyre Slick-Soft			
	New Tyre			New Tyre				3 Laps at start			New Tyre			
1	3'04.863	35.030	31.700	31.300	28.831	338.5	Run # 1	Front Tyre Slick-Medium			Rear Tyre Slick-Soft			
2	2'04.258	35.310	30.231	30.542	28.175	342.8		4 Laps at start			4 Laps at start			
3	2'03.723	34.888	29.850	30.585	28.400	343.9	1	2'23.361	33.804	31.667	31.562	29.740	337.5	
4	2'03.292	34.800	29.814	30.488	28.190	341.7	2	2'05.594	35.875	30.310	30.699	28.710	339.6	
5	2'11.870	38.196	33.087	32.012	28.575	333.3	3	2'15.655	35.140	30.064	41.581	28.870	341.7	
6	2'08.631 P	34.956	30.018	31.129	32.528	342.8	4	2'04.335	34.983	30.053	30.557	28.742	340.6	
Run # 2	Front Tyre Slick-Medium			Rear Tyre Slick-Soft			5	2'03.729	34.864	30.051	30.379	28.435	339.6	
	6 Laps at start			6 Laps at start			6	2'13.160 *	37.955*	30.839	35.387	28.979	340.6	
7	10'35.693	33.983	31.017	30.976	28.426	340.6	7	2'03.655	34.978	29.889	30.376	28.412	341.7	
8	2'03.374	34.924	29.836	30.410	28.204	341.7	8	2'12.101 P	35.462*	31.182	31.830	33.627	339.6	
9	2'03.205	34.652	29.823	30.520	28.210	341.7	Run # 2	Front Tyre Slick-Medium			Rear Tyre Slick-Soft			
10	2'02.945	34.661	29.782	30.322	28.180	341.7		12 Laps at start			12 Laps at start			
11	2'11.865 P	36.659	31.017	31.121	33.068	338.5	9	8'55.334	37.472	36.097	30.825	28.501	339.6	
Run # 3	Front Tyre Slick-Medium			Rear Tyre Slick-Soft			10	2'03.300	34.624	29.708	30.569	28.399	339.6	
	New Tyre			New Tyre			11	2'10.093	34.833	30.017	36.582	28.661	338.5	
12	13'30.721	33.780	30.793	30.606	28.371	340.6	12	2'07.370 *	36.835*	31.277	30.622	28.636	338.5	
13	2'02.336	34.606	29.539	30.093	28.098	341.7	13	2'03.792	34.879	30.119	30.323	28.471	337.5	
14	2'02.144	34.416	29.570	30.197	27.961	341.7	14	2'12.720 P	36.829*	31.292	31.274	33.325	339.6	
15	2'14.429 P	39.280	31.564	31.050	32.535	341.7	Run # 3	Front Tyre Slick-Medium			Rear Tyre Slick-Soft			
Run # 4	Front Tyre Slick-Medium			Rear Tyre Slick-Soft				New Tyre			New Tyre			
	4 Laps at start			New Tyre			15	9'11.164	30.762	30.924	30.866	28.412	339.6	
16	4'28.469	33.734	30.654	30.677	28.155	341.7	16	2'03.498	34.639	30.120	30.417	28.322	339.6	
17	2'19.272 *	41.158	29.877	31.013*	37.224*	342.8	17	2'02.358	34.520	29.635	30.047	28.156	338.5	
18	2'02.275	34.525	29.702	30.254	27.794	337.5	18	2'10.924 P	35.695*	31.310	30.788	33.131	336.4	
9th 49	Fabio DI GIANNANTONI			DUCATI			ITA	Run # 4	Front Tyre Slick-Medium			Rear Tyre Slick-Soft		
	Pertamina Enduro VR46 Racing Team							4 Laps at start			New Tyre			
	Runs=4 Total laps=17 Full laps=10 Valid laps=8						19	4'34.734	39.819	31.421	30.846	28.790	338.5	
Run # 1	Front Tyre Slick-Medium			Rear Tyre Slick-Soft			20	2'12.724 *	34.441	29.355	31.410*	37.518*	338.5	
	3 Laps at start			3 Laps at start			21	2'02.408	34.487	29.494	30.247	28.180	345.0	
1	2'27.181	34.942	31.505	31.794	29.346	337.5								
2	2'05.546	35.520	30.381	30.812	28.833	340.6								

Fastest Lap: Jorge MARTIN Prima Pramac Racing SPA **2'01.397** 34.298 29.270 29.877 27.952

These data/results cannot be reproduced, stored and/or transmitted in whole or in part by any manner of electronic, mechanical, photocopying, recording, broadcasting or otherwise now known or herein after developed without the previous express consent by the copyright owner, except for reproduction in daily press and regular printed publications on sale to the public within 60 days of the event related to those data/results and always provided that copyright symbol appears together as follows below.
© DORNA, 2024

Practice

MotoGP

Lap	Lap Time	T1	T2	T3	T4	Speed	Lap	Lap Time	T1	T2	T3	T4	Speed	
11th	88	Miguel OLIVEIRA		APRILIA		POR	Run #	4	Front Tyre Slick-Medium		Rear Tyre Slick-Soft			
Trackhouse Racing							3 Laps at start							New Tyre
Runs=4 Total laps=18 Full laps=11 Valid laps=11							16	7'49.082	34.257	30.901	32.432	28.497	338.5	
Run #	1	Front Tyre Slick-Medium		Rear Tyre Slick-Soft			17	2'17.730	*	39.340	30.407	31.766*	36.217*	345.0
New Tyre							18	2'02.836		34.483	29.769	30.370	28.214	347.2
1	2'48.553	35.484	31.621	31.518	29.534	338.5								
2	2'05.870	35.814	30.482	30.695	28.879	341.7								
3	2'04.346	35.223	29.879	30.398	28.846	341.7								
4	2'04.778	35.374	30.077	30.547	28.780	340.6								
5	2'05.017	35.362	30.207	30.705	28.743	342.8								
6	2'13.444	P	37.440*	31.288	31.642	339.6								
Run #	2	Front Tyre Slick-Medium		Rear Tyre Slick-Soft										
6 Laps at start														
7	9'40.549	34.433	30.705	30.935	28.816	339.6								
8	2'03.994	35.166	29.814	30.470	28.544	340.6								
9	2'04.011	35.025	29.913	30.452	28.621	341.7								
10	2'04.496	35.284	29.951	30.519	28.742	340.6								
11	2'15.184	P	37.469*	32.368	32.738	314.8								
Run #	3	Front Tyre Slick-Medium		Rear Tyre Slick-Soft										
New Tyre														
12	12'16.602	34.493	30.890	33.658	29.010	340.6								
13	2'02.759	34.813	29.613	30.198	28.135	342.8								
14	2'02.798	34.799	29.434	30.253	28.312	342.8								
15	2'13.174	P	37.482*	31.246	31.757	32.689	332.3							
Run #	4	Front Tyre Slick-Medium		Rear Tyre Slick-Soft										
4 Laps at start														
16	6'39.337	35.156	37.922	32.943	30.024	293.4								
17	2'02.466	34.671	29.540	30.146	28.109	342.8								
18	2'11.338	34.727	33.477	33.716	29.418	330.2								
12th	25	Raul FERNANDEZ		APRILIA		SPA								
Trackhouse Racing														
Runs=4 Total laps=18 Full laps=11 Valid laps=10														
Run #	1	Front Tyre Slick-Medium		Rear Tyre Slick-Soft										
New Tyre														
1	3'00.367	34.620	31.144	31.691	29.133	338.5								
2	2'04.884	35.654	30.239	30.506	28.485	340.6								
3	2'04.388	35.172	30.183	30.549	28.484	339.6								
4	2'13.416	41.370	31.396	31.507	29.143	343.9								
5	2'03.881	35.104	30.005	30.448	28.324	343.9								
6	2'04.161	35.017	30.158	30.430	28.556	341.7								
7	2'13.428	P	36.793*	31.570	32.093	333.3								
Run #	2	Front Tyre Slick-Medium		Rear Tyre Slick-Soft										
7 Laps at start														
8	9'26.312	*	39.725	30.279	30.968	29.383*	339.6							
9	2'03.631	35.049	29.901	30.438	28.243	342.8								
10	2'05.667	34.960	29.988	32.323	28.396	345.0								
11	2'03.932	35.052	29.928	30.442	28.510	339.6								
12	2'11.806	P	36.450*	31.763	31.110	336.4								
Run #	3	Front Tyre Slick-Medium		Rear Tyre Slick-Soft										
New Tyre														
13	11'07.141	34.305	31.287	31.244	28.815	341.7								
14	2'02.476	34.725	29.661	30.115	27.975	343.9								
15	2'19.977	P	34.586	34.067	37.447	33.877	206.5							
13th	73	Alex MARQUEZ		DUCATI		SPA								
Gresini Racing MotoGP														
Runs=4 Total laps=20 Full laps=13 Valid laps=11														
Run #	1	Front Tyre Slick-Medium		Rear Tyre Slick-Soft										
New Tyre														
1	2'22.328	34.606	31.630	31.910	31.366	336.4								
2	2'05.608	35.697	30.179	31.005	28.727	340.6								
3	2'06.872	*	36.884	30.001	31.437	28.550*	342.8							
4	2'05.029	34.992	30.409	31.077	28.551	331.2								
5	2'08.548	P	35.165	30.113	30.974	32.296	343.9							
Run #	2	Front Tyre Slick-Medium		Rear Tyre Slick-Soft										
5 Laps at start														
6	7'26.193	*	33.547	30.774	31.049	28.850*	337.5							
7	2'03.893	35.128	29.833	30.445	28.487	338.5								
8	2'03.955	*	34.847	29.964	30.573	28.571*	336.4							
9	2'03.810	34.984	29.880	30.605	28.341	337.5								
10	2'07.357	38.002	30.128	30.524	28.703	337.5								
11	2'03.426	34.790	29.879	30.411	28.346	339.6								
12	2'15.292	37.672	31.611	32.877	33.132	336.4								
13	2'03.763	34.968	29.848	30.628	28.319	340.6								
14	2'08.814	P	34.805	29.854	31.748	32.407	338.5							
Run #	3	Front Tyre Slick-Medium		Rear Tyre Slick-Soft										
New Tyre														
15	11'46.324	33.712	30.402	30.918	28.569	336.4								
16	2'02.963	34.602	29.889	30.361	28.111	336.4								
17	2'11.482	P	36.064*	31.777	31.709	31.932	334.3							
Run #	4	Front Tyre Slick-Medium		Rear Tyre Slick-Soft										
3 Laps at start														
18	5'36.256	33.881	30.555	40.534	29.754	337.5								
19	2'02.548	34.876	29.500	30.138	28.034	343.9								
20	2'02.493	34.585	29.611	30.266	28.031	336.4								
14th	33	Brad BINDER		KTM		RSA								
Red Bull KTM Factory Racing														
Runs=4 Total laps=18 Full laps=11 Valid laps=8														
Run #	1	Front Tyre Slick-Medium		Rear Tyre Slick-Soft										
New Tyre														
1	2'25.175	34.658	31.440	31.534	29.093	340.6								
2	2'09.113	35.357	30.068	34.596	29.092	350.6								
3	2'04.392	*	35.286	29.937	30.788	28.381*	347.2							
4	2'03.751	34.988	29.820	30.485	28.458	348.3								
5	2'24.604	*	53.659*	31.088	31.255	28.602	342.8							
6	2'16.060	P	35.061	30.040	32.374	38.585	341.7							
Run #	2	Front Tyre Slick-Medium		Rear Tyre Slick-Soft										
6 Laps at start														
7	9'17.973	35.979	34.420	31.767	28.936	340.6								
8	2'05.368	35.426	30.660	30.704	28.578	342.8								
9	2'03.612	35.062	29.958	30.286	28.306	342.8								
10	2'04.026	35.177	29.848	30.500	28.501	341.7								
11	2'03.945	35.151	29.918	30.447	28.429	342.8								

Fastest Lap: Jorge MARTIN Prima Pramac Racing SPA **2'01.397** 34.298 29.270 29.877 27.952

These data/results cannot be reproduced, stored and/or transmitted in whole or in part by any manner of electronic, mechanical, photocopying, recording, broadcasting or otherwise now known or herein after developed without the previous express consent by the copyright owner, except for reproduction in daily press and regular printed publications on sale to the public within 60 days of the event related to those data/results and always provided that copyright symbol appears together as follows below.
© DORNA, 2024



Practice

MotoGP

Lap	Lap Time	T1	T2	T3	T4	Speed	Lap	Lap Time	T1	T2	T3	T4	Speed
12	2'20.447 P	41.527	30.528	34.483	33.909	341.7	8	2'03.891	34.851	30.078	30.412	28.550	340.6
Run # 3	Front Tyre Slick-Medium		Rear Tyre Slick-Soft		New Tyre		New Tyre						
13	11'49.828	34.532	31.179	30.728	28.245	343.9	9	2'03.688	34.853	29.913	30.282	28.640	341.7
14	2'07.777 *	38.757*	29.936	30.751	28.333	348.3	10	2'03.951	34.801	29.922	30.510	28.718	341.7
15	2'14.141 P	34.861	33.682	32.786	32.812	306.8	11	2'19.422 P	37.538*	34.546	32.608	34.730	331.2
Run # 4	Front Tyre Slick-Medium		Rear Tyre Slick-Soft		3 Laps at start		New Tyre						
16	8'03.206	36.103	34.391	32.054	29.425	342.8	12	10'35.156	34.168	31.036	30.894	29.213	336.4
17	2'02.551	34.761	29.473	30.287	28.030	342.8	13	2'09.038	34.952	31.972	32.957	29.157	323.3
18	2'02.720	34.529	29.784	30.205	28.202	345.0	14	2'02.802	34.627	29.639	30.198	28.338	340.6
							15	2'09.263	39.101	30.851	30.835	28.476	343.9
							16	2'18.521 P	38.753*	32.582	31.732	35.454	335.4

15th 37 **Augusto FERNANDEZ** KTM SPA
 Red Bull GASGAS Tech3
 Runs=4 Total laps=18 Full laps=11 Valid laps=10

Run #	Front Tyre	Slick-Medium	Rear Tyre	Slick-Soft
Run # 1	New Tyre		New Tyre	
1	2'30.214	36.235	31.701	31.658
2	2'07.446	35.585	30.147	32.881
3	2'03.852	34.956	30.030	30.446
4	2'13.743	35.017	30.342	34.970
5	2'12.276	40.248	31.684	31.625
6	2'03.771	34.967	29.861	30.520
7	2'04.113	35.099	29.939	30.497
8	2'22.015 P	44.474*	32.815	31.730
Run # 2	Front Tyre Slick-Medium		Rear Tyre Slick-Soft	
	8 Laps at start		8 Laps at start	
9	11'21.819	37.432	30.552	30.857
10	2'03.678	35.070	29.796	30.564
11	2'03.521	35.025	29.805	30.409
12	2'11.471 P	34.875	29.904	30.706
Run # 3	Front Tyre Slick-Medium		Rear Tyre Slick-Soft	
	New Tyre		New Tyre	
13	9'40.501	32.737	30.442	30.780
14	2'02.553	34.739	29.561	30.252
15	2'08.245 P	34.695	29.654	30.538
Run # 4	Front Tyre Slick-Medium		Rear Tyre Slick-Soft	
	3 Laps at start		New Tyre	
16	7'35.530	32.941	31.280	32.322
17	2'25.332 *	37.205*	32.085	38.473*
18	2'08.348	35.061	32.758	31.494

16th 43 **Jack MILLER** KTM AUS
 Red Bull KTM Factory Racing
 Runs=4 Total laps=19 Full laps=12 Valid laps=10

Run #	Front Tyre	Slick-Medium	Rear Tyre	Slick-Medium
Run # 1	New Tyre		New Tyre	
1	2'26.365	34.436	31.366	31.159
2	2'13.049	36.091	30.026	38.010
3	2'03.862	35.005	30.011	30.319
4	2'03.862	34.885	29.856	30.448
5	2'22.932 *	48.162*	32.360	33.595
6	2'09.683 P	34.879	30.010	31.224
Run # 2	Front Tyre Slick-Medium		Rear Tyre Slick-Medium	
	6 Laps at start		6 Laps at start	
7	10'01.367	33.095	30.482	30.869

Run # 4 Front Tyre Slick-Medium Rear Tyre Slick-Soft
 New Tyre New Tyre

17	5'46.963	38.491	30.739	30.373	28.536	342.8
18	2'17.949 *	34.595	29.637	36.437*	37.280*	340.6
19	2'03.173	34.569	30.045	30.144	28.415	340.6

17th 20 **Fabio QUARTARARO** YAMAHA FRA
 Monster Energy Yamaha MotoGP Team
 Runs=4 Total laps=20 Full laps=13 Valid laps=11

Run #	Front Tyre	Slick-Medium	Rear Tyre	Slick-Soft
Run # 1	New Tyre		New Tyre	
1	3'18.204	35.116	31.501	32.422
2	2'05.321	35.325	30.184	30.753
3	2'04.230	35.036	29.986	30.354
4	2'03.861	35.038	29.918	30.295
5	2'03.947	34.932	29.919	30.402
6	2'18.863 P	41.850*	31.656	31.854
Run # 2	Front Tyre Slick-Medium		Rear Tyre Slick-Soft	
	6 Laps at start		6 Laps at start	
7	9'11.259	31.766	30.881	30.862
8	2'04.645	35.069	29.989	30.859
9	2'03.871	34.953	29.995	30.367
10	2'04.059	35.100	29.977	30.354
11	2'11.880 *	38.865*	31.702	32.097
12	2'04.347	35.147	30.081	30.444
13	2'12.222 P	36.320*	31.426	31.462
Run # 3	Front Tyre Slick-Medium		Rear Tyre Slick-Soft	
	New Tyre		New Tyre	
14	11'44.014	34.651	30.418	31.708
15	2'03.272	34.867	29.954	30.138
16	2'03.179	34.821	29.756	30.287
17	2'12.538 P	36.949*	31.315*	31.696

18	4'03.257	31.656	30.902	30.677	28.785	337.5
19	2'02.839	34.763	29.719	30.104	28.253	336.4
20	2'15.348 *	43.096*	31.721	31.388	29.143	335.4

18th 42 **Alex RINS** YAMAHA SPA
 Monster Energy Yamaha MotoGP Team
 Runs=4 Total laps=17 Full laps=10 Valid laps=9

Run #	Front Tyre	Slick-Medium	Rear Tyre	Slick-Soft
Run # 1	New Tyre		New Tyre	
1	2'21.988	35.143	31.516	31.910
2	2'11.683	35.472	30.162	37.169

Fastest Lap: Jorge MARTIN Prima Pramac Racing SPA **2'01.397** 34.298 29.270 29.877 27.952

These data/results cannot be reproduced, stored and/or transmitted in whole or in part by any manner of electronic, mechanical, photocopying, recording, broadcasting or otherwise now known or herein after developed without the previous express consent by the copyright owner, except for reproduction in daily press and regular printed publications on sale to the public within 60 days of the event related to those data/results and always provided that copyright symbol appears together as follows below.
 © DORNA, 2024



Practice

MotoGP

Lap	Lap Time	T1	T2	T3	T4	Speed	Lap	Lap Time	T1	T2	T3	T4	Speed
3	2'04.280	35.097	30.055	30.512	28.616	341.7	20th 36	Joan MIR Repsol Honda Team Runs=5 Total laps=17 Full laps=7 Valid laps=7	HONDA SPA				
4	2'15.338	35.078	29.985	41.152	29.123	341.7							
5	2'04.137	35.116	29.980	30.631	28.410	342.8							
6	2'04.609	35.138	30.082	30.691	28.698	340.6							
7	2'19.708 P	41.699*	33.024	32.295	32.690	324.3							
Run # 2		Front Tyre Slick-Medium		Rear Tyre Slick-Soft									
		7 Laps at start		7 Laps at start									
8	8'08.575	33.904	30.660	32.327	28.956	337.5							
9	2'03.991	34.848	30.117	30.478	28.548	340.6							
10	2'12.815	34.898	30.323	38.003	29.591	339.6							
11	2'20.843 P	38.682*	32.399	32.145	37.617	334.3							
Run # 3		Front Tyre Slick-Medium		Rear Tyre Slick-Soft									
		New Tyre		New Tyre									
12	13'40.502	34.601	31.312	33.308	33.238	337.5							
13	2'03.570	34.868	30.053	30.332	28.317	338.5							
14	2'22.514 P	41.959*	31.982	31.550	37.023	337.5							
Run # 4		Front Tyre Slick-Medium		Rear Tyre Slick-Soft									
		3 Laps at start		New Tyre									
15	8'37.768	34.397	30.452	30.654	28.315	341.7							
16	2'16.765 *	40.896	29.999	31.045*	34.825*	341.7							
17	2'02.875	34.626	29.712	30.233	28.304	338.5							
19th 5	Johann ZARCO		HONDA		FRA								
		CASTROL Honda LCR		Runs=5 Total laps=19 Full laps=10 Valid laps=8									
Run # 1		Front Tyre Slick-Medium		Rear Tyre Slick-Medium									
		New Tyre		New Tyre									
1	2'22.597	34.753	31.635	31.694	30.961	335.4							
2	2'05.746	35.639	30.230	30.932	28.945	340.6							
3	2'05.129	35.417	30.261	30.681	28.770	337.5							
4	2'06.270	35.881	30.745	30.860	28.784	334.3							
5	2'04.526	35.155	30.119	30.536	28.716	340.6							
6	2'15.576 P	39.585*	31.721	31.427	32.843	334.3							
Run # 2		Front Tyre Slick-Medium		Rear Tyre Slick-Medium									
		6 Laps at start		6 Laps at start									
7	6'57.224	34.509	31.070	31.075	28.858	335.4							
8	2'04.374	35.236	30.033	30.407	28.698	336.4							
9	2'11.031 P	35.587	30.108	30.840	34.496	333.3							
Run # 3		Front Tyre Slick-Medium		Rear Tyre Slick-Soft									
		9 Laps at start		New Tyre									
10	6'00.336	34.269	31.005	31.051	29.893	336.4							
11	2'03.780	35.026	29.793	30.346	28.615	336.4							
12	2'04.636	35.182	30.117	30.646	28.691	334.3							
13	2'16.773 P	35.092	29.984	34.878	36.819	336.4							
Run # 4		Front Tyre Slick-Medium		Rear Tyre Slick-Soft									
		New Tyre		New Tyre									
14	8'31.213 *	32.421	31.595	38.852	28.910*	333.3							
15	2'07.355 *	34.732	32.688*	31.689	28.246	330.2							
16	2'19.525 P	34.733	30.205	39.104	35.483	335.4							
Run # 5		Front Tyre Slick-Medium		Rear Tyre Slick-Soft									
		3 Laps at start		New Tyre									
17	7'07.863	34.751	32.937	31.412	29.662	330.2							
18	2'03.014	34.588	29.767	30.278	28.381	339.6							
19	2'22.122 *	46.453*	33.643	32.452	29.574	333.3							
21st 10	Luca MARINI		HONDA		ITA								
		Repsol Honda Team		Runs=4 Total laps=20 Full laps=13 Valid laps=11									
Run # 1		Front Tyre Slick-Medium		Rear Tyre Slick-Soft									
		New Tyre		New Tyre									
1	2'23.149	34.404	32.277	31.900	30.045	338.5							
2	2'06.726	35.897	30.743	31.089	28.997	342.8							
3	2'05.500	35.484	30.446	30.824	28.746	339.6							
4	2'05.180	35.390	30.273	30.747	28.770	341.7							
5	2'04.986	35.269	30.418	30.590	28.709	338.5							
6	2'16.617 P	39.037*	31.967	32.407	33.206	334.3							
Run # 2		Front Tyre Slick-Medium		Rear Tyre Slick-Soft									
		6 Laps at start		6 Laps at start									
7	8'02.218	35.763	31.085	31.112	29.011	337.5							
8	2'05.082 *	34.699*	30.713	30.930	28.740	336.4							
9	2'04.661	35.162	30.319	30.600	28.580	338.5							
10	2'04.451	35.159	30.101	30.576	28.615	339.6							
11	2'14.590	37.244	33.640	34.961	28.745	279.0							
12	2'04.335	35.258	30.080	30.400	28.597	337.5							
13	2'17.449 P	38.268*	32.773	32.872	33.536	328.2							
Run # 3		Front Tyre Slick-Medium		Rear Tyre Slick-Soft									
		New Tyre		New Tyre									
14	9'53.882	34.551	31.310	33.239	33.446	339.6							
15	2'03.928	35.011	30.129	30.394	28.394	340.6							

Fastest Lap: Jorge MARTIN Prima Pramac Racing SPA **2'01.397** 34.298 29.270 29.877 27.952

These data/results cannot be reproduced, stored and/or transmitted in whole or in part by any manner of electronic, mechanical, photocopying, recording, broadcasting or otherwise now known or herein after developed without the previous express consent by the copyright owner, except for reproduction in daily press and regular printed publications on sale to the public within 60 days of the event related to those data/results and always provided that copyright symbol appears together as follows below.
© DORNA, 2024



Practice

MotoGP

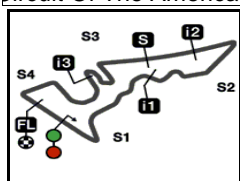
Lap	Lap Time	T1	T2	T3	T4	Speed	Lap	Lap Time	T1	T2	T3	T4	Speed
16	2'03.521	34.790	29.878	30.474	28.379	337.5							
17	2'16.047 P	39.036*	31.996	31.932	33.083	333.3							
Run # 4	<i>Front Tyre Slick-Medium Rear Tyre Slick-Soft</i>												
	<i>4 Laps at start</i>				<i>New Tyre</i>								
18	6'33.025	34.244	32.613	32.415	29.984	313.0							
19	2'27.618 *	35.141	29.940	40.914*	41.623*	338.5							
20	2'04.037	34.973	30.189	30.512	28.363	340.6							

22nd 30 Takaaki NAKAGAMI HONDA JPN
 IDEMITSU Honda LCR
 Runs=4 Total laps=20 Full laps=13 Valid laps=9

Run #	Front Tyre	Slick-Medium	Rear Tyre	Slick-Soft									
		<i>New Tyre</i>		<i>New Tyre</i>									
1	2'24.447	35.923	32.221	32.604	29.371	335.4							
2	2'05.912 *	35.797	30.241	30.968	28.906*	343.9							
3	2'05.155	35.500	30.203	30.783	28.669	337.5							
4	2'16.604	44.806	31.473	31.592	28.733	332.3							
5	2'04.320	35.286	29.982	30.559	28.493	338.5							
6	2'17.744 P	40.390*	31.845	32.673	32.836	337.5							
Run # 2	<i>Front Tyre Slick-Medium Rear Tyre Slick-Soft</i>												
	<i>6 Laps at start</i>				<i>6 Laps at start</i>								
7	7'18.520	35.074	33.109	31.847	29.267	333.3							
8	2'08.665 *	35.575	31.403*	32.607	29.080	331.2							
9	2'05.524	35.516	30.489	30.900	28.619	340.6							
10	2'04.420	35.411	30.031	30.465	28.513	338.5							
11	2'13.509 *	39.720*	32.740	31.861	29.188	335.4							
12	2'04.700	35.538	29.983	30.535	28.644	336.4							
13	2'18.962 P	39.742*	31.988	31.956	35.276	334.3							
Run # 3	<i>Front Tyre Slick-Medium Rear Tyre Slick-Soft</i>												
	<i>New Tyre</i>				<i>New Tyre</i>								
14	10'19.190	38.116	39.735	40.143	34.290	222.2							
15	2'06.504	35.731	30.441	31.417	28.915	337.5							
16	2'03.984	35.253	29.901	30.370	28.460	336.4							
17	2'18.701 P	39.103*	31.876	33.130	34.592	334.3							
Run # 4	<i>Front Tyre Slick-Medium Rear Tyre Slick-Soft</i>												
	<i>4 Laps at start</i>				<i>New Tyre</i>								
18	6'28.943	34.218	34.827	35.648	29.601	237.3							
19	2'27.557 *	35.351	29.872	39.561*	42.773*	337.5							
20	2'05.196	35.254	30.031	31.167	28.744	336.4							

Fastest Lap: Jorge MARTIN Prima Pramac Racing SPA 2'01.397 34.298 29.270 29.877 27.952

These data/results cannot be reproduced, stored and/or transmitted in whole or in part by any manner of electronic, mechanical, photocopying, recording, broadcasting or otherwise now known or herein after developed without the previous express consent by the copyright owner, except for reproduction in daily press and regular printed publications on sale to the public within 60 days of the event related to those data/results and always provided that copyright symbol appears together as follows below.
 © DORNA, 2024



5513 m.

RED BULL GRAND PRIX OF THE AMERICAS

Practice

Best Partial Times

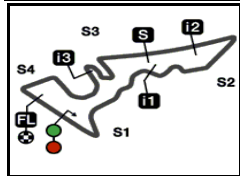
MotoGP™

IT Ideal Lap Time, sum of the best partial times*BT* Best Lap Time

<i>T1</i>		<i>T2</i>		<i>T3</i>		<i>T4</i>				<i>IT</i>	<i>BT</i>	
<i>Pos</i>	<i>Rider</i>	<i>Time</i>	<i>Rider</i>	<i>Time</i>	<i>Rider</i>	<i>Time</i>	<i>Rider</i>	<i>Time</i>	<i>Pos</i>	<i>Rider</i>	<i>IT</i>	<i>BT</i>
1	M.VIÑALES	34.255	M.VIÑALES	29.258	J.MARTIN	29.877	E.BASTIANINI	27.794	1	J.MARTIN	2'01.397	2'01.397 (1)
2	J.MARTIN	34.298	J.MARTIN	29.270	F.BAGNAIA	29.973	M.VIÑALES	27.819	2	M.VIÑALES	2'01.440	2'01.473 (2)
3	M.MARQUEZ	34.402	M.MARQUEZ	29.313	A.ESPARGARO	30.001	F.BAGNAIA	27.834	3	M.MARQUEZ	2'01.710	2'01.806 (3)
4	P.ACOSTA	34.405	M.BEZZECCHI	29.355	M.MARQUEZ	30.042	J.MARTIN	27.952	4	F.BAGNAIA	2'01.808	2'01.808 (4)
5	F.MORBIDELLI	34.406	P.ACOSTA	29.421	M.BEZZECCHI	30.047	M.MARQUEZ	27.953	5	E.BASTIANINI	2'01.842	2'02.144 (8)
6	E.BASTIANINI	34.416	A.ESPARGARO	29.430	F.DI GIANNANTO	30.062	R.FERNANDEZ	27.975	6	F.MORBIDELLI	2'01.960	2'02.103 (7)
7	F.DI GIANNANTO	34.417	M.OLIVEIRA	29.434	J.MIR	30.067	P.ACOSTA	27.992	7	P.ACOSTA	2'01.962	2'01.966 (5)
8	M.BEZZECCHI	34.441	F.MORBIDELLI	29.446	E.BASTIANINI	30.093	A.FERNANDEZ	28.001	8	M.BEZZECCHI	2'01.999	2'02.358 (10)
9	F.BAGNAIA	34.451	B.BINDER	29.473	F.MORBIDELLI	30.103	F.MORBIDELLI	28.005	9	A.ESPARGAR	2'02.013	2'02.024 (6)
10	R.FERNANDEZ	34.483	F.DI GIANNANTO	29.493	F.QUARTARARO	30.104	B.BINDER	28.030	10	F.DI GIANNAN	2'02.095	2'02.244 (9)
11	B.BINDER	34.529	A.MARQUEZ	29.500	M.VIÑALES	30.108	A.MARQUEZ	28.031	11	R.FERNANDEZ	2'02.234	2'02.476 (12)
12	A.ESPARGARO	34.539	E.BASTIANINI	29.539	R.FERNANDEZ	30.115	A.ESPARGARO	28.043	12	B.BINDER	2'02.237	2'02.551 (14)
13	J.MILLER	34.569	F.BAGNAIA	29.550	A.MARQUEZ	30.138	M.OLIVEIRA	28.109	13	A.MARQUEZ	2'02.254	2'02.493 (13)
14	A.MARQUEZ	34.585	A.FERNANDEZ	29.561	P.ACOSTA	30.144	F.DI GIANNANTO	28.123	14	M.OLIVEIRA	2'02.360	2'02.466 (11)
15	J.ZARCO	34.588	J.MILLER	29.637	J.MILLER	30.144	M.BEZZECCHI	28.156	15	A.FERNANDEZ	2'02.509	2'02.553 (15)
16	A.RINS	34.626	R.FERNANDEZ	29.661	M.OLIVEIRA	30.146	J.ZARCO	28.246	16	J.MILLER	2'02.688	2'02.802 (16)
17	M.OLIVEIRA	34.671	A.RINS	29.712	B.BINDER	30.205	F.QUARTARARO	28.253	17	F.QUARTARAR	2'02.839	2'02.839 (17)
18	R.FERNANDEZ	34.695	F.QUARTARARO	29.719	A.RINS	30.233	A.RINS	28.304	18	A.RINS	2'02.875	2'02.875 (18)
19	F.QUARTARARO	34.763	J.MIR	29.723	A.FERNANDEZ	30.252	J.MIR	28.332	19	J.ZARCO	2'02.879	2'03.014 (19)
20	L.MARINI	34.790	J.ZARCO	29.767	J.ZARCO	30.278	J.MILLER	28.338	20	J.MIR	2'02.950	2'03.444 (20)
21	J.MIR	34.828	T.NAKAGAMI	29.872	T.NAKAGAMI	30.370	L.MARINI	28.363	21	L.MARINI	2'03.425	2'03.521 (21)
22	T.NAKAGAMI	35.253	L.MARINI	29.878	L.MARINI	30.394	T.NAKAGAMI	28.460	22	T.NAKAGAMI	2'03.955	2'03.984 (22)

These data/results cannot be reproduced, stored and/or transmitted in whole or in part by any manner of electronic, mechanical, photocopying, recording, broadcasting or otherwise now known or herein after developed without the previous express consent by the copyright owner, except for reproduction in daily press and regular printed publications on sale to the public within 60 days of the event related to those data/results and always provided that copyright symbol appears together as follows below.

© DORNA, 2024



5513 m.

RED BULL GRAND PRIX OF THE AMERICAS

Practice

Fastest Laps Sequence

<i>Practice Time</i>	 <i>Rider</i>	<i>Nation</i>	<i>Motorcycle</i>	<i>Time</i>	<i>Km/h</i>	<i>Rider's Lap</i>
4'19.258	93 Marc MARQUEZ	SPA	DUCATI	2'06.927	156.3	2
4'27.936	73 Alex MARQUEZ	SPA	DUCATI	2'05.608	158.0	2
4'28.955	72 Marco BEZZECCHI	ITA	DUCATI	2'05.594	158.0	2
4'29.241	12 Maverick VIÑALES	SPA	APRILIA	2'05.083	158.6	2
4'44.126	89 Jorge MARTIN	SPA	DUCATI	2'04.429	159.5	2
5'09.121	23 Enea BASTIANINI	ITA	DUCATI	2'04.258	159.7	2
6'40.494	31 Pedro ACOSTA	SPA	KTM	2'03.378	160.8	3
6'47.162	89 Jorge MARTIN	SPA	DUCATI	2'03.036	161.3	3
27'07.581	12 Maverick VIÑALES	SPA	APRILIA	2'02.983	161.3	10
28'44.850	89 Jorge MARTIN	SPA	DUCATI	2'02.888	161.5	11
45'06.957	12 Maverick VIÑALES	SPA	APRILIA	2'02.394	162.1	15
46'57.307	49 Fabio DI GIANNANTONI	ITA	DUCATI	2'02.244	162.3	13
47'13.200	89 Jorge MARTIN	SPA	DUCATI	2'01.397	163.4	16

These data/results cannot be reproduced, stored and/or transmitted in whole or in part by any manner of electronic, mechanical, photocopying, recording, broadcasting or otherwise now known or herein after developed without the previous express consent by the copyright owner, except for reproduction in daily press and regular printed publications on sale to the public within 60 days of the event related to those data/results and always provided that copyright symbol appears together as follows below.

© DORNA, 2024