


4657 m.

GRAN PREMI MONSTER ENERGY DE CATALUNYA

Free Practice Nr. 2

Classification

10

		Rider	Nation	Team	Motorcycle	Time	Lap	Total	Gap	Top Speed
1	41	Aleix ESPARGARO	SPA	Aprilia Racing	APRILIA	1'39.294	4	14		350.6
2	1	Francesco BAGNAIA	ITA	Ducati Lenovo Team	DUCATI	1'39.306	5	13	0.012 0.012	350.6
3	21	Franco MORBIDELLI	ITA	Prima Pramac Racing	DUCATI	1'39.557	11	15	0.263 0.251	349.5
4	89	Jorge MARTIN	SPA	Prima Pramac Racing	DUCATI	1'39.609	5	13	0.315 0.052	351.7
5	31	Pedro ACOSTA	SPA	Red Bull GASGAS Tech3	KTM	1'39.646	5	18	0.352 0.037	351.7
6	88	Miguel OLIVEIRA	POR	Trackhouse Racing	APRILIA	1'39.681	11	14	0.387 0.035	349.5
7	20	Fabio QUARTARARO	FRA	Monster Energy Yamaha MotoGP	YAMAHA	1'39.683	12	13	0.389 0.002	352.9
8	25	Raul FERNANDEZ	SPA	Trackhouse Racing	APRILIA	1'39.700	4	13	0.406 0.017	350.6
9	73	Alex MARQUEZ	SPA	Gresini Racing MotoGP	DUCATI	1'39.764	3	13	0.470 0.064	348.3
10	93	Marc MARQUEZ	SPA	Gresini Racing MotoGP	DUCATI	1'39.773	3	11	0.479 0.009	349.5
11	49	Fabio DI GIANNANTONIO	ITA	Pertamina Enduro VR46 Racing Te	DUCATI	1'39.825	5	11	0.531 0.052	351.7
12	33	Brad BINDER	RSA	Red Bull KTM Factory Racing	KTM	1'39.836	6	14	0.542 0.011	351.7
13	43	Jack MILLER	AUS	Red Bull KTM Factory Racing	KTM	1'39.837	6	15	0.543 0.001	351.7
14	36	Joan MIR	SPA	Repsol Honda Team	HONDA	1'39.911	10	11	0.617 0.074	347.2
15	37	Augusto FERNANDEZ	SPA	Red Bull GASGAS Tech3	KTM	1'39.952	12	13	0.658 0.041	349.5
16	23	Enea BASTIANINI	ITA	Ducati Lenovo Team	DUCATI	1'39.956	6	13	0.662 0.004	352.9
17	12	Maverick VIÑALES	SPA	Aprilia Racing	APRILIA	1'40.013	3	11	0.719 0.057	345.0
18	72	Marco BEZZECCHI	ITA	Pertamina Enduro VR46 Racing Te	DUCATI	1'40.079	8	14	0.785 0.066	351.7
19	42	Alex RINS	SPA	Monster Energy Yamaha MotoGP	YAMAHA	1'40.154	5	14	0.860 0.075	350.6
20	30	Takaaki NAKAGAMI	JPN	IDEMITSU Honda LCR	HONDA	1'40.181	3	14	0.887 0.027	348.3
21	5	Johann ZARCO	FRA	CASTROL Honda LCR	HONDA	1'40.337	10	13	1.043 0.156	348.3
22	10	Luca MARINI	ITA	Repsol Honda Team	HONDA	1'40.538	10	13	1.244 0.201	347.2
23	6	Stefan BRADL	GER	HRC Test Team	HONDA	1'40.675	5	13	1.381 0.137	348.3

Practice condition: Dry

Air: 18°

Humidity: 65%

Ground: 22°

Fastest Lap:	Lap: 4	Aleix ESPARGARO	1'39.294	168.8 Km/h
Best Race Lap:	2021	Johann ZARCO	1'39.939	167.7 Km/h
All-Time Lap Record:	2024	Aleix ESPARGARO	1'38.562	170.0 Km/h

The results are provisional until the end of the limit for protest and appeals.

Time limit for protest expires 60' after publication of the results - Time:

These data/results cannot be reproduced, stored and/or transmitted in whole or in part by any manner of electronic, mechanical, photocopying, recording, broadcasting or otherwise now known or herein after developed without the previous express consent by the copyright owner, except for reproduction in daily press and regular printed publications on sale to the public within 60 days of the event related to those data/results and always provided that copyright symbol appears together as follows below.

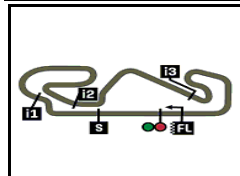
© DORNA, 2024

Official MotoGP Timing by TISSOT

www.motogp.com

Barcelona, Saturday, May 25, 2024





4657 m.

GRAN PREMI MONSTER ENERGY DE CATALUNYA

Free Practice Nr. 2

Top Speed & Average

12



Rider	Nation	Motorcycle	Top 5 speeds					Average	Top
20 Fabio QUARTARARO	FRA	YAMAHA	352.9	352.9	352.9	352.9	350.6	351.8	352.9
23 Enea BASTIANINI	ITA	DUCATI	352.9	351.7	351.7	350.6	350.6	351.2	352.9
31 Pedro ACOSTA	SPA	KTM	351.7	351.7	351.7	351.7	351.7	351.7	351.7
33 Brad BINDER	RSA	KTM	351.7	351.7	350.6	350.6	349.5	350.4	351.7
43 Jack MILLER	AUS	KTM	351.7	350.6	350.6	350.6	349.5	350.2	351.7
49 Fabio DI GIANNANTONIO	ITA	DUCATI	351.7	351.7	350.6	349.5	349.5	350.6	351.7
72 Marco BEZZECCHI	ITA	DUCATI	351.7	350.6	349.5	349.5	349.5	350.1	351.7
89 Jorge MARTIN	SPA	DUCATI	351.7	349.5	349.5	348.3	348.3	349.1	351.7
1 Francesco BAGNAIA	ITA	DUCATI	350.6	350.6	350.6	350.6	349.5	350.4	350.6
25 Raul FERNANDEZ	SPA	APRILIA	350.6	349.5	349.5	348.3	347.2	348.7	350.6
41 Aleix ESPARGARO	SPA	APRILIA	350.6	350.6	350.6	349.5	348.3	349.9	350.6
42 Alex RINS	SPA	YAMAHA	350.6	350.6	347.2	346.1	346.1	347.8	350.6
21 Franco MORBIDELLI	ITA	DUCATI	349.5	349.5	348.3	348.3	348.3	348.8	349.5
37 Augusto FERNANDEZ	SPA	KTM	349.5	349.5	349.5	348.3	347.2	348.8	349.5
88 Miguel OLIVEIRA	POR	APRILIA	349.5	349.5	349.5	348.3	348.3	348.9	349.5
93 Marc MARQUEZ	SPA	DUCATI	349.5	348.3	347.2	347.2	347.2	347.8	349.5
5 Johann ZARCO	FRA	HONDA	348.3	348.3	347.2	347.2	346.1	347.2	348.3
6 Stefan BRADL	GER	HONDA	348.3	347.2	347.2	346.1	346.1	347.0	348.3
30 Takaaki NAKAGAMI	JPN	HONDA	348.3	348.3	345.0	345.0	343.9	346.1	348.3
73 Alex MARQUEZ	SPA	DUCATI	348.3	348.3	347.2	347.2	346.1	347.0	348.3
10 Luca MARINI	ITA	HONDA	347.2	347.2	347.2	345.0	345.0	346.3	347.2
36 Joan MIR	SPA	HONDA	347.2	347.2	345.0	343.9	342.8	345.2	347.2
12 Maverick VIÑALES	SPA	APRILIA	345.0	345.0	345.0	343.9	343.9	344.5	345.0

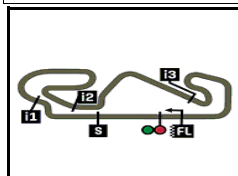
These data/results cannot be reproduced, stored and/or transmitted in whole or in part by any manner of electronic, mechanical, photocopying, recording, broadcasting or otherwise now known or herein after developed without the previous express consent by the copyright owner, except for reproduction in daily press and regular printed publications on sale to the public within 60 days of the event related to those data/results and always provided that copyright symbol appears together as follows below.

© DORNA, 2024

Official MotoGP Timing by TISSOT
www.motogp.com



Barcelona, Saturday, May 25, 2024



4657 m.

GRAN PREMI MONSTER ENERGY DE CATALUNYA**Free Practice Nr. 2****Chronological Analysis of Performances****13**

* Lap / Sector time cancelled

T1 Time from finish line to 1st intermediate

T3 Time from 2nd intermed. to 3rd intermed.

P Crossing the finish line in pit lane

T2 Time from 1st intermed. to 2nd intermed.

T4 Time from 3rd intermediate to finish line

**Tyre data subject to further updates

Lap	Lap Time	T1	T2	T3	T4	Speed	Lap	Lap Time	T1	T2	T3	T4	Speed		
1st	41	Aleix ESPARGARO APRILIA SPA						3rd	21	Franco MORBIDELLI DUCATI ITA					
		Aprilia Racing								Prima Pramac Racing					
		Runs=3 Total laps=14		Full laps=9 Valid laps=9						Runs=2 Total laps=15		Full laps=12 Valid laps=10			
Run #	1	Front Tyre	Slick-Soft	Rear Tyre	Slick-Soft		Run #	1	Front Tyre	Slick-Medium	Rear Tyre	Slick-Soft			
		New Tyre		4 Laps at start					7 Laps at start			3 Laps at start			
1	2'37.229	19.625	34.024	21.439	32.206	226.4	1	2'32.216	19.386	33.315	20.929	31.727	207.2		
2	1'43.602	17.258	33.235	21.770	31.339	341.7	2	1'40.597	17.370	31.676	20.442	31.109	335.4		
3	1'39.472	16.714	31.406	20.439	30.913	350.6	3	1'40.109 *	16.939	31.565	20.457	31.148*	339.6		
4	1'39.294	16.651	31.403	20.356	30.884	350.6	4	1'39.877 *	16.741	31.719*	20.427*	30.990	343.9		
5	1'39.573	16.645	31.418	20.582	30.928	350.6	5	1'40.061	16.739	31.626	20.578	31.118	343.9		
6	1'58.237 P	18.189*	34.574	22.615	42.859	347.2	6	1'49.645	17.607	39.055	20.847	32.136	338.5		
Run #	2	Front Tyre	Slick-Medium	Rear Tyre	Slick-Soft		Run #	2	Front Tyre	Slick-Medium	Rear Tyre	Slick-Soft			
		8 Laps at start		4 Laps at start					15 Laps at start			4 Laps at start			
7	7'08.156	18.854	33.574	21.434	31.860	212.1	9	6'35.518	19.409	33.175	20.870	31.546	227.8		
8	1'40.903	17.178	31.876	20.684	31.165	346.1	10	1'39.985	16.741	31.743	20.406	31.095	348.3		
9	1'39.764	16.762	31.504	20.445	31.053	348.3	11	1'39.557	16.623	31.521	20.371	31.042	348.3		
10	1'39.653	16.653	31.487	20.462	31.051	349.5	12	1'39.906	16.589	31.662	20.515	31.140	347.2		
11	1'39.588	16.747	31.428	20.404	31.009	347.2	13	1'39.973	16.610	31.740	20.469	31.154	343.9		
12	1'39.590	16.629	31.467	20.541	30.953	347.2	14	1'40.147	16.774	31.697	20.443	31.233	348.3		
13	1'50.425 P	16.791	31.881*	20.946*	40.807	346.1	15	1'40.150	16.652	31.736	20.525	31.237	345.0		
Run #	3	Front Tyre	Slick-Soft	Rear Tyre	Slick-Soft										
		6 Laps at start		10 Laps at start											
14	2'46.849	24.415	37.173	22.733	33.742	164.6									
2nd	1	Francesco BAGNAIA DUCATI ITA						4th	89	Jorge MARTIN DUCATI SPA					
		Ducati Lenovo Team								Prima Pramac Racing					
		Runs=2 Total laps=13		Full laps=10 Valid laps=10						Runs=2 Total laps=13		Full laps=9 Valid laps=7			
Run #	1	Front Tyre	Slick-Soft	Rear Tyre	Slick-Soft		Run #	1	Front Tyre	Slick-Medium	Rear Tyre	Slick-Soft			
		New Tyre		4 Laps at start					7 Laps at start			4 Laps at start			
1	2'37.512	19.482	33.994	21.476	32.351	228.3	1	2'32.312	19.366	33.209	20.983	31.561	220.8		
2	1'41.661	17.207	32.389	20.796	31.269	334.3	2	1'40.190	17.005	31.642	20.416	31.127	330.2		
3	1'39.706	16.770	31.541	20.419	30.976	350.6	3	1'39.977	16.945	31.454	20.511	31.067	335.4		
4	1'39.413	16.615	31.502	20.394	30.902	350.6	4	1'42.383 *	16.743	33.103*	21.502*	31.035	338.5		
5	1'39.306	16.524	31.439	20.440	30.903	350.6	5	1'39.609	16.621	31.532	20.483	30.973	349.5		
6	1'53.506 P	16.679	34.173	21.217	41.437	350.6	6	1'46.977	17.088	37.038	21.214	31.637	351.7		
Run #	2	Front Tyre	Slick-Soft	Rear Tyre	Slick-Soft		7	1'39.679	16.661	31.574	20.359	31.085	349.5		
		6 Laps at start		10 Laps at start				8	1'54.753 P	17.109	34.526	21.088	42.030	348.3	
7	10'01.805	19.842	33.144	20.804	31.330	223.6	Run #	2	Front Tyre	Slick-Medium	Rear Tyre	Slick-Soft			
8	1'40.148	16.894	31.744	20.514	30.996	348.3			15 Laps at start			12 Laps at start			
9	1'39.592	16.598	31.522	20.385	31.087	349.5	9	7'07.677	21.412	32.697	20.835	32.193	188.8		
10	1'40.069	16.657	31.617	20.609	31.186	347.2	10	1'40.156 *	16.732	31.807	20.492*	31.125	347.2		
11	1'39.845	16.607	31.634	20.519	31.085	347.2	11	1'39.732	16.540	31.730	20.400	31.062	348.3		
12	1'40.152	16.724	31.726	20.471	31.231	347.2	12	1'42.268	16.506	31.730	20.433	33.599	348.3		
13	1'40.227	16.635	31.711	20.587	31.294	346.1	13	1'50.927 P	16.610	32.085*	20.752*	41.480	348.3		

Fastest Lap: Aleix ESPARGARO Aprilia Racing SPA **1'39.294** 16.651 31.403 20.356 30.884

These data/results cannot be reproduced, stored and/or transmitted in whole or in part by any manner of electronic, mechanical, photocopying, recording, broadcasting or otherwise now known or herein after developed without the previous express consent by the copyright owner, except for reproduction in daily press and regular printed publications on sale to the public within 60 days of the event related to those data/results and always provided that copyright symbol appears together as follows below.

© DORNA, 2024

Free Practice Nr. 2

MotoGP

Lap	Lap Time	T1	T2	T3	T4	Speed	Lap	Lap Time	T1	T2	T3	T4	Speed	
5th	31	Pedro ACOSTA				KTM	SPA	6	1'40.165	16.672	31.635	20.621	31.237	348.3
		Red Bull GASGAS Tech3						7	1'40.194	16.680	31.716	20.560	31.238	348.3
		Runs=1 Total laps=18 Full laps=17 Valid laps=10						8	1'52.341 P	16.653	31.806	20.590	43.292	346.1
Run #	1	Front Tyre	Slick-Medium	Rear Tyre	Slick-Medium		Run #	2	Front Tyre	Slick-Medium	Rear Tyre	Slick-Soft		
		7 Laps at start				New Tyre			7 Laps at start				2 Laps at start	
1	2'04.668	20.061	34.657	21.417	31.933	223.1	9	7'04.627	19.984	34.018	21.328	31.780	197.0	
2	1'40.885	17.012	32.064	20.550	31.259	350.6	10	1'43.796 *	16.810	31.808	23.981*	31.197	350.6	
3	1'40.201	16.614	31.949	20.506	31.132	351.7	11	1'40.846	16.569	31.634	20.393	32.250	352.9	
4	1'39.883 *	16.693	31.716*	20.528*	30.946	351.7	12	1'39.683	16.578	31.493	20.468	31.144	350.6	
5	1'39.646	16.517	31.568	20.386	31.175	351.7	13	1'55.553 P	18.880*	33.348*	20.916*	42.409	352.9	
6	1'41.099 *	16.540	31.617	21.592*	31.350	350.6								
7	1'39.885 *	16.512	31.652	20.586	31.135*	351.7								
8	1'39.872	16.537	31.713	20.596	31.026	349.5								
9	1'41.523 *	16.420*	32.698	21.043	31.362	348.3								
10	1'40.522	16.685	32.079	20.563	31.195	348.3								
11	1'39.950 *	16.599	31.673	20.525	31.153*	349.5								
12	1'39.711	16.606	31.653	20.442	31.010	348.3								
13	1'39.702	16.481	31.718	20.475	31.028	350.6								
14	1'40.074	16.580	31.804	20.538	31.152	351.7								
15	1'39.761	16.533	31.674	20.459	31.095	350.6								
16	1'43.442 *	16.517*	32.702	21.183*	33.040	351.7								
17	1'40.805 *	16.754	32.001*	20.724*	31.326	347.2								
18	1'40.511	16.597	31.991	20.645	31.278	347.2								
6th	88	Miguel OLIVEIRA				APRILIA	POR							
		Trackhouse Racing												
		Runs=2 Total laps=14 Full laps=11 Valid laps=9												
Run #	1	Front Tyre	Slick-Soft	Rear Tyre	Slick-Soft		Run #	2	Front Tyre	Slick-Medium	Rear Tyre	Slick-Soft		
		5 Laps at start				4 Laps at start			3 Laps at start				4 Laps at start	
1	2'17.398	19.562	33.648	21.439	32.539	222.6	8	6'11.914	20.186	32.915	21.140	31.304	209.3	
2	1'41.413	17.123	32.058	20.793	31.439	346.1	9	1'39.934	16.782	31.666	20.556	30.930	346.1	
3	1'40.324	16.819	31.687	20.680	31.138	343.9	10	1'39.742	16.753	31.603	20.443	30.943	348.3	
4	1'41.475 *	16.755	32.756*	20.764*	31.200	334.3	11	1'39.757	16.730	31.558	20.610	30.859	346.1	
5	1'39.931	16.708	31.638	20.509	31.076	349.5	12	1'39.742 *	16.658	31.610	20.433	31.041*	347.2	
6	1'40.109	16.722	31.798	20.468	31.121	347.2	13	1'57.779 P	19.852*	34.493	21.575	41.859	342.8	
7	1'52.263 P	16.617	31.903	21.704	42.039	349.5								
Run #	2	Front Tyre	Slick-Medium	Rear Tyre	Slick-Soft									
		7 Laps at start				4 Laps at start								
8	8'19.372	20.678	33.108	20.852	31.763	226.8								
9	1'39.807	16.726	31.675	20.470	30.936	348.3								
10	1'39.840	16.769	31.508	20.500	31.063	349.5								
11	1'39.681	16.558	31.660	20.412	31.051	348.3								
12	1'40.147	16.635	31.765	20.546	31.201	348.3								
13	1'44.760 *	18.104*	33.918	20.822	31.916	346.1								
14	1'40.525	16.704	31.824	20.555	31.442	343.9								
7th	20	Fabio QUARTARARO				YAMAHA	FRA							
		Monster Energy Yamaha MotoGP Team												
		Runs=2 Total laps=13 Full laps=9 Valid laps=7												
Run #	1	Front Tyre	Slick-Soft	Rear Tyre	Slick-Soft		Run #	2	Front Tyre	Slick-Medium	Rear Tyre	Slick-Soft		
		New Tyre				5 Laps at start			6 Laps at start				10 Laps at start	
1	2'28.909	19.627	33.773	21.106	31.867	191.4	7	7'01.184	20.299	33.724	21.258	32.166	211.3	
2	1'40.487	16.931	31.849	20.498	31.209	350.6	8	1'41.650	17.091	32.216	20.789	31.554	343.9	
3	1'39.734	16.636	31.545	20.499	31.054	350.6	9	1'40.603	16.843	31.742	20.660	31.358	343.9	
4	1'39.839 *	16.560	31.663*	20.527*	31.089	352.9	10	1'40.186	16.698	31.707	20.619	31.162	346.1	
5	1'39.901	16.539	31.647	20.483	31.232	352.9	11	1'40.089	16.716	31.718	20.452	31.203	345.0	
							12	1'43.650	16.727	31.853	21.341	33.729	345.0	
							13	1'52.183 P	16.834	31.742	20.586	43.021	348.3	
9th	73	Alex MARQUEZ				DUCATI	SPA							
		Gresini Racing MotoGP												
		Runs=2 Total laps=13 Full laps=9 Valid laps=9												
Run #	1	Front Tyre	Slick-Soft	Rear Tyre	Slick-Soft		Run #	2	Front Tyre	Slick-Medium	Rear Tyre	Slick-Soft		
		New Tyre				4 Laps at start			6 Laps at start				10 Laps at start	
1	1'51.943 *	19.143	33.865	21.451	32.159*	229.7	7	7'01.184	20.299	33.724	21.258	32.166	211.3	
2	1'40.997	17.134	31.937	20.677	31.249	347.2	8	1'41.650	17.091	32.216	20.789	31.554	343.9	
3	1'39.764	16.774	31.568	20.389	31.033	348.3	9	1'40.603	16.843	31.742	20.660	31.358	343.9	
4	1'39.828	16.689	31.529	20.561	31.049	347.2	10	1'40.186	16.698	31.707	20.619	31.162	346.1	
5	1'40.066	16.749	31.581	20.571	31.165	346.1	11	1'40.089	16.716	31.718	20.452	31.203	345.0	
6	1'52.417 P	16.603	32.830	21.411	41.573	346.1	12	1'43.650	16.727	31.853	21.341	33.729	345.0	
Run #	2	Front Tyre	Slick-Medium	Rear Tyre	Slick-Soft									
		6 Laps at start				10 Laps at start								

Fastest Lap: Aleix ESPARGARO Aprilia Racing SPA **1'39.294** 16.651 31.403 20.356 30.884

These data/results cannot be reproduced, stored and/or transmitted in whole or in part by any manner of electronic, mechanical, photocopying, recording, broadcasting or otherwise now known or herein after developed without the previous express consent by the copyright owner, except for reproduction in daily press and regular printed publications on sale to the public within 60 days of the event related to those data/results and always provided that copyright symbol appears together as follows below.
© DORNA, 2024



Free Practice Nr. 2

MotoGP

Lap	Lap Time	T1	T2	T3	T4	Speed	Lap	Lap Time	T1	T2	T3	T4	Speed	
10th	93	Marc MARQUEZ				DUCATI	SPA	12	1'47.337 *	18.810*	35.119*	21.631*	31.777	349.5
		Gresini Racing MotoGP						13	1'40.992	16.884	31.685	20.598	31.825	347.2
		Runs=2	Total laps=11	Full laps=7	Valid laps=7			14	1'55.489 P	17.262	34.005	21.300	42.922	346.1
		Run # 1	Front Tyre	Slick-Soft	Rear Tyre	Slick-Soft								
	4 Laps at start				3 Laps at start									
1	1'50.487	18.971	34.495	21.643	32.283	232.7								
2	1'41.889	17.225	32.360	20.882	31.422	343.9								
3	1'39.773	16.775	31.569	20.377	31.052	347.2								
4	3'29.046 P	16.717	2'06.387	24.083	41.859	347.2								
Run # 2	Front Tyre	Slick-Medium	Rear Tyre	Slick-Soft										
	6 Laps at start				7 Laps at start									
5	10'37.646	19.847	33.963	21.609	32.076	192.5								
6	1'41.542	17.156	32.221	20.737	31.428	345.0								
7	1'40.653	16.766	31.894	20.661	31.332	348.3								
8	1'40.015	16.645	31.749	20.466	31.155	349.5								
9	1'40.027	16.675	31.691	20.454	31.207	347.2								
10	1'40.028	16.633	31.718	20.538	31.139	347.2								
11	1'55.700 P	17.205*	35.037	21.515	41.943	340.6								
11th	49	Fabio DI GIANNANTONI				DUCATI	ITA							
		Pertamina Enduro VR46 Racing Team												
		Runs=2	Total laps=11	Full laps=7	Valid laps=6									
		Run # 1	Front Tyre	Slick-Soft	Rear Tyre	Slick-Soft								
	4 Laps at start				4 Laps at start									
1	1'55.387 *	19.009	33.281	21.137*	31.621	219.5								
2	1'40.699	16.804	31.985	20.755	31.155	349.5								
3	1'39.747 *	16.583	31.553	20.576*	31.035	350.6								
4	1'40.194	16.548	31.759	20.748	31.139	351.7								
5	1'39.825	16.545	31.696	20.580	31.004	351.7								
6	1'39.907	16.558	31.669	20.588	31.092	349.5								
7	1'39.956	16.511	31.674	20.678	31.093	348.3								
8	1'54.465 P	16.799*	33.702	21.610	42.354	341.7								
Run # 2	Front Tyre	Slick-Soft	Rear Tyre	Slick-Soft										
	12 Laps at start				12 Laps at start									
9	6'13.802	19.410	32.877	21.139	31.444	193.5								
10	1'40.653	16.787	31.919	20.692	31.255	343.9								
11	1'50.888 P	16.603	31.796	20.657	41.832	348.3								
12th	33	Brad BINDER				KTM	RSA							
		Red Bull KTM Factory Racing												
		Runs=2	Total laps=14	Full laps=10	Valid laps=7									
		Run # 1	Front Tyre	Slick-Medium	Rear Tyre	Slick-Soft								
	7 Laps at start				4 Laps at start									
1	2'15.600	20.473	35.560	22.016	34.407	221.7								
2	1'42.925	17.826	32.581	20.842	31.676	334.3								
3	1'40.419	16.954	31.744	20.488	31.233	349.5								
4	1'40.105 *	16.776	31.703*	20.572*	31.054	349.5								
5	1'39.845	16.638	31.551	20.568	31.088	350.6								
6	1'39.836	16.600	31.555	20.543	31.138	351.7								
7	1'56.568 P	18.415*	34.321	21.336	42.496	351.7								
Run # 2	Front Tyre	Slick-Medium	Rear Tyre	Slick-Soft										
	14 Laps at start				3 Laps at start									
8	8'52.265	20.337	34.113	21.339	33.360	195.2								
9	1'41.667	17.213	32.027	21.039	31.388	350.6								
10	1'40.246	16.808	31.657	20.500	31.281	348.3								
11	1'40.479 *	16.764	31.623	20.862*	31.230	347.2								
13th	43	Jack MILLER				KTM	AUS							
		Red Bull KTM Factory Racing												
		Runs=2	Total laps=15	Full laps=12	Valid laps=9									
		Run # 1	Front Tyre	Slick-Soft	Rear Tyre	Slick-Soft								
	4 Laps at start				3 Laps at start									
1	1'58.672	18.914	34.077	21.273	31.946	225.4								
2	1'40.881	17.192	31.883	20.548	31.258	349.5								
3	1'40.083	16.838	31.621	20.469	31.155	349.5								
4	1'40.012 *	16.692	31.650*	20.518*	31.152	350.6								
5	1'39.889	16.654	31.558	20.460	31.217	351.7								
6	1'39.837	16.716	31.511	20.501	31.109	349.5								
7	1'47.687 *	18.086*	34.436	22.017	33.148	350.6								
8	1'39.978	16.730	31.610	20.490	31.148	349.5								
9	1'52.754 P	16.767	33.280	21.172	41.535	350.6								
Run # 2	Front Tyre	Slick-Medium	Rear Tyre	Slick-Soft										
	3 Laps at start				4 Laps at start									
10	7'21.605	19.341	35.818	26.388	32.189	206.5								
11	1'42.501	17.225	32.453	20.680	32.143	348.3								
12	1'41.154	17.289	32.005	20.646	31.214	347.2								
13	1'40.493 *	16.799	31.644*	20.683*	31.367	346.1								
14	1'40.056	16.725	31.643	20.476	31.212	345.0								
15	1'40.376	16.748	31.688	20.561	31.379	345.0								
14th	36	Joan MIR				HONDA	SPA							
		Repsol Honda Team												
		Runs=2	Total laps=11	Full laps=7	Valid laps=7									
		Run # 1	Front Tyre	Slick-Soft	Rear Tyre	Slick-Soft								
	4 Laps at start				4 Laps at start									
1	1'52.573	19.381	33.826	21.129	32.222	222.6								
2	1'41.575	17.046	32.119	20.897	31.513	345.0								
3	1'40.344	16.775	31.729	20.576	31.264	347.2								
4	1'40.131	16.722	31.667	20.493	31.249	347.2								
5	1'40.666	16.817	31.840	20.638	31.371	341.7								
6	1'59.756 P	21.665*	33.634	21.625	42.832	342.8								
Run # 2	Front Tyre	Slick-Soft	Rear Tyre	Slick-Medium										
	New Tyre				New Tyre									
7	11'42.370	21.188	32.781	20.805	32.000	224.0								
8	1'40.525	16.891	31.847	20.462	31.325	343.9								
9	1'40.122	16.705	31.735	20.485	31.197	341.7								
10	1'39.911	16.691	31.595	20.504	31.121	340.6								
11	1'55.692 P	16.693	31.822	23.023	44.154	341.7								
15th	37	Augusto FERNANDEZ				KTM	SPA							
		Red Bull GASGAS Tech3												
		Runs=2	Total laps=13	Full laps=10	Valid laps=9									
		Run # 1	Front Tyre	Slick-Soft	Rear Tyre	Slick-Soft								
	New Tyre				2 Laps at start									
1	2'15.856	20.254	35.392	22.115	34.418	216.4								
2	1'43.700	17.704	32.648	20.969	32.379	331.2								
3	1'40.710	17.066	31.720	20.719	31.205	342.8								
4	1'40.641 *	16.813	31.725*	20.855*	31.248	347.2								
5	1'40.251	16.761	31.701	20.627	31.162	340.6								
6	1'40.163	16.762	31.702	20.578	31.121	349.5								
Fastest Lap: Aleix ESPARGARO							Aprilia Racing	SPA	1'39.294	16.651	31.403	20.356	30.884	

These data/results cannot be reproduced, stored and/or transmitted in whole or in part by any manner of electronic, mechanical, photocopying, recording, broadcasting or otherwise now known or herein after developed without the previous express consent by the copyright owner, except for reproduction in daily press and regular printed publications on sale to the public within 60 days of the event related to those data/results and always provided that copyright symbol appears together as follows below.
© DORNA, 2024

Free Practice Nr. 2

MotoGP

Lap	Lap Time	T1	T2	T3	T4	Speed	Lap	Lap Time	T1	T2	T3	T4	Speed			
7	1'40.521	16.761	31.745	20.693	31.322	348.3	Run # 1	Front Tyre Slick-Soft	Rear Tyre Slick-Soft							
8	1'55.478 P	16.810	35.050	21.956	41.662	345.0							18 Laps at start	8 Laps at start		
Run # 2		Front Tyre Slick-Medium		Rear Tyre Slick-Soft												
		6 Laps at start				4 Laps at start										
9	10'12.386	20.159	34.831	21.547	31.760	200.7	1	1'59.345	18.955	33.755	21.248	34.003	228.8			
10	1'43.727	17.479	33.346	21.805	31.097	346.1	2	1'41.443	16.965	32.096	20.558	31.824	348.3			
11	1'39.987	16.824	31.672	20.492	30.999	349.5	3	1'51.116 P	16.800	31.969	20.519	41.828	347.2			
12	1'39.952	16.692	31.613	20.503	31.144	349.5	Run # 2						Front Tyre Slick-Medium	Rear Tyre Slick-Soft		
13	1'40.809	16.837	31.839	20.691	31.442	340.6							16 Laps at start		4 Laps at start	
16th	23	Enea BASTIANINI			DUCATI	ITA										
		Ducati Lenovo Team														
		Runs=2	Total laps=13	Full laps=10	Valid laps=7											
Run # 1		Front Tyre Slick-Soft		Rear Tyre Slick-Soft												
		New Tyre				4 Laps at start										
1	2'27.376	19.996	33.913	21.236	31.903	198.8	4	1'40.079	16.603	31.776	20.630	31.070	349.5			
2	1'40.811	16.929	31.999	20.634	31.249	348.3	5	1'41.135	17.099	32.008	20.656	31.372	351.7			
3	1'40.181	16.742	31.772	20.483	31.184	350.6	6	1'40.573	16.665	31.961	20.693	31.254	349.5			
4	1'40.201 *	16.607	31.829*	20.600*	31.165	350.6	7	1'40.435	16.732	31.887	20.570	31.246	350.6			
5	1'42.072 *	17.344*	32.801	20.638	31.289	351.7	8	1'40.079	16.603	31.776	20.630	31.070	349.5			
6	1'39.956	16.636	31.693	20.514	31.113	351.7	9	1'45.688	16.715	31.867	20.478	36.628	348.3			
7	1'53.850 P	17.130*	33.766	21.200	41.754	352.9	10	1'40.836	16.730	31.998	20.607	31.501	349.5			
Run # 2		Front Tyre Slick-Medium		Rear Tyre Slick-Soft												
		7 Laps at start				11 Laps at start										
8	9'06.659	18.510	32.859	20.811	31.612	216.4	11	1'40.376	16.695	31.910	20.598	31.173	347.2			
9	1'40.433	16.738	31.864	20.512	31.319	350.6	12	1'40.306	16.598	31.858	20.536	31.314	349.5			
10	1'40.211	16.656	31.760	20.516	31.279	350.6	13	1'40.511	16.649	31.940	20.598	31.324	347.2			
11	1'40.043	16.623	31.652	20.569	31.199	348.3	14	2'01.277 P	18.783*	37.963	21.009	43.522	335.4			
12	1'42.465 *	16.839*	33.466*	20.700*	31.460	349.5	19th						42	Alex RINS	YAMAHA	SPA
13	1'40.453	16.714	31.780	20.634	31.325	347.2			Monster Energy Yamaha MotoGP Team							
		Runs=2	Total laps=14	Full laps=10	Valid laps=8											
Run # 1		Front Tyre Slick-Soft		Rear Tyre Slick-Soft												
		4 Laps at start				4 Laps at start										
1	1'50.716	18.610	34.124	21.666	32.162	213.8	Run # 2						Front Tyre Slick-Medium	Rear Tyre Slick-Soft		
2	1'42.723	17.159	32.281	21.830	31.453	341.7							8 Laps at start		11 Laps at start	
3	1'40.324	16.801	31.712	20.546	31.265	346.1	8	8'07.731	18.872	33.563	21.346	32.014	215.5			
4	1'43.222 *	16.980*	34.291	20.590	31.361	350.6	9	1'43.037	17.027	32.053	20.631	33.326	343.9			
5	1'40.154	16.698	31.648	20.571	31.237	350.6	10	1'40.976	16.821	31.873	20.771	31.511	345.0			
6	1'40.547	16.768	31.788	20.702	31.289	346.1	11	1'40.683	16.763	31.780	20.678	31.462	343.9			
7	1'56.418 P	18.289*	34.513	21.628	41.988	342.8	12	1'45.058	16.747	33.693	21.083	33.535	343.9			
Run # 2		Front Tyre Slick-Medium		Rear Tyre Slick-Soft												
		8 Laps at start				11 Laps at start										
8	8'07.731	18.872	33.563	21.346	32.014	215.5	13	1'40.883 *	16.828	31.977*	20.634*	31.444	346.1			
9	1'43.037	17.027	32.053	20.631	33.326	343.9	14	1'58.027 P	18.435*	35.474	21.817	42.301	347.2			
10	1'40.976	16.821	31.873	20.771	31.511	345.0	20th						30	Takaaki NAKAGAMI	HONDA	JPN
11	1'40.683	16.763	31.780	20.678	31.462	343.9			IDEMITSU Honda LCR							
12	1'45.058	16.747	33.693	21.083	33.535	343.9			Runs=2	Total laps=14	Full laps=10	Valid laps=9				
13	1'40.883 *	16.828	31.977*	20.634*	31.444	346.1	Run # 1		Front Tyre Slick-Soft		Rear Tyre Slick-Medium					
14	1'58.027 P	18.435*	35.474	21.817	42.301	347.2			New Tyre							
Run # 2		Front Tyre Slick-Medium		Rear Tyre Slick-Soft												
		5 Laps at start				5 Laps at start										
1	2'04.840	21.520	35.216	21.626	34.027	190.1	7	9'24.564	19.344	32.847	21.078	31.448	219.5			
2	1'41.221	17.253	32.099	20.641	31.228	328.2	8	1'40.956	16.942	31.949	20.682	31.383	343.9			
3	1'40.181	16.898	31.717	20.559	31.007	345.0	9	1'49.690 P	16.808	31.627	20.582	40.673	345.0			
4	1'40.102 *	16.659	31.754*	20.551*	31.138	348.3	Run # 3		Front Tyre Slick-Medium		Rear Tyre Slick-Soft					
5	1'54.375 P	16.313*	33.197	22.030	42.835	348.3			9 Laps at start				3 Laps at start			
Run # 2		Front Tyre Slick-Soft		Rear Tyre Slick-Medium												
		5 Laps at start				5 Laps at start										
6	6'34.279	21.370	34.530	21.653	32.207	179.7	10	5'47.122	18.989	32.104	20.712	31.312	216.0			
7	1'41.849	17.199	32.429	20.816	31.405	339.6	11	1'40.180	16.800	31.570	20.646	31.164	343.9			
8	1'40.485	16.871	31.822	20.542	31.250	339.6	18th						72	Marco BEZZECCHI	DUCATI	ITA
		Pertamina Enduro VR46 Racing Team														
		Runs=2	Total laps=14	Full laps=10	Valid laps=10											

Fastest Lap: Aleix ESPARGARO Aprilia Racing SPA 1'39.294 16.651 31.403 20.356 30.884

These data/results cannot be reproduced, stored and/or transmitted in whole or in part by any manner of electronic, mechanical, photocopying, recording, broadcasting or otherwise now known or herein after developed without the previous express consent by the copyright owner, except for reproduction in daily press and regular printed publications on sale to the public within 60 days of the event related to those data/results and always provided that copyright symbol appears together as follows below.
© DORNA, 2024



Free Practice Nr. 2

MotoGP

Lap	Lap Time	T1	T2	T3	T4	Speed	Lap	Lap Time	T1	T2	T3	T4	Speed
9	1'40.462	16.831	31.768	20.633	31.230	340.6	4	1'40.720 *	16.773	31.915*	20.645*	31.387	347.2
10	1'40.410	16.742	31.818	20.545	31.305	343.9	5	1'40.675	16.764	31.823	20.711	31.377	347.2
11	1'40.500	16.720	31.850	20.550	31.380	345.0	6	2'08.875 P	16.824	46.565	22.592	42.894	346.1
12	1'40.426	16.754	31.785	20.605	31.282	341.7	Run # 2 Front Tyre Slick-Soft Rear Tyre Slick-Soft						
13	1'40.393	16.754	31.831	20.563	31.245	342.8	6 Laps at start			6 Laps at start			
14	1'56.072 P	16.803*	35.224	21.732	42.313	341.7	7	7'53.683	20.008	34.789	21.221	32.651	215.5

21st **5** **Johann ZARCO** HONDA FRA
 CASTROL Honda LCR
 Runs=2 Total laps=13 Full laps=9 Valid laps=7

Run #	1	Front Tyre	Slick-Soft	Rear Tyre	Slick-Soft	
		New Tyre		4 Laps at start		
1	2'10.579	19.486	33.877	21.614	32.433	217.3
2	1'41.314	17.217	31.843	20.947	31.307	345.0
3	1'40.705 *	16.908	31.700	20.876*	31.221	346.1
4	1'40.493 *	16.899	31.664*	20.690*	31.240	346.1
5	1'40.531	16.859	31.649	20.830	31.193	348.3
6	1'54.014 P	16.793	31.952	22.421	42.848	347.2

Run #	2	Front Tyre	Slick-Soft	Rear Tyre	Slick-Soft	
		6 Laps at start		3 Laps at start		
7	7'07.359	20.803	35.024	21.425	31.633	194.2
8	1'40.773	16.968	31.850	20.715	31.240	345.0
9	1'40.574	16.803	31.772	20.697	31.302	345.0
10	1'40.337	16.720	31.680	20.690	31.247	348.3
11	1'41.065	16.814	31.805	21.029	31.417	347.2
12	1'40.795	16.817	31.776	20.804	31.398	345.0
13	4'01.674 P	16.927	2'20.756	31.242	52.749	345.0

22nd **10** **Luca MARINI** HONDA ITA
 Repsol Honda Team
 Runs=2 Total laps=13 Full laps=9 Valid laps=9

Run #	1	Front Tyre	Slick-Soft	Rear Tyre	Slick-Soft	
		6 Laps at start		3 Laps at start		
1	1'53.165	19.218	33.935	21.426	31.956	222.6
2	1'41.442	17.103	32.056	20.860	31.423	343.9
3	1'40.801	16.941	31.713	20.730	31.417	341.7
4	1'40.555	16.845	31.670	20.777	31.263	345.0
5	1'53.187 P	16.960	31.713	20.685	43.829	340.6

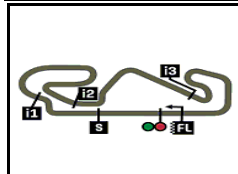
Run #	2	Front Tyre	Slick-Medium	Rear Tyre	Slick-Soft	
		7 Laps at start		4 Laps at start		
6	7'19.016	19.275	33.885	21.362	32.826	193.8
7	1'47.277	17.169	32.311	21.097	36.700	339.6
8	1'40.995	16.962	31.823	20.743	31.467	345.0
9	1'40.611	16.818	31.729	20.700	31.364	347.2
10	1'40.538	16.751	31.730	20.725	31.332	347.2
11	1'40.859	16.744	31.846	20.820	31.449	347.2
12	1'40.771	16.827	31.819	20.693	31.432	343.9
13	1'57.403 P	17.469*	35.005*	22.179*	42.750	342.8

23rd **6** **Stefan BRADL** HONDA GER
 HRC Test Team
 Runs=2 Total laps=13 Full laps=9 Valid laps=8

Run #	1	Front Tyre	Slick-Soft	Rear Tyre	Slick-Soft	
		New Tyre		New Tyre		
1	2'01.318	19.728	34.404	21.588	32.133	216.4
2	1'45.430	17.240	32.138	20.713	35.339	342.8
3	1'40.823	16.966	31.882	20.663	31.312	346.1

Fastest Lap: Aleix ESPARGARO Aprilia Racing SPA 1'39.294 16.651 31.403 20.356 30.884

These data/results cannot be reproduced, stored and/or transmitted in whole or in part by any manner of electronic, mechanical, photocopying, recording, broadcasting or otherwise now known or herein after developed without the previous express consent by the copyright owner, except for reproduction in daily press and regular printed publications on sale to the public within 60 days of the event related to those data/results and always provided that copyright symbol appears together as follows below.
 © DORNA, 2024




4657 m.

GRAN PREMI MONSTER ENERGY DE CATALUNYA

Free Practice Nr. 2

Combined Practice Times

7

	Rider	Nation	Team	MOTORCYCLE	FP1	FP2	Gap
1	41 A.ESPARGARO	SPA	Aprilia Racing	APRILIA	1'40.051 14	1'39.294 4	
2	1 F.BAGNAIA	ITA	Ducati Lenovo Team	DUCATI	1'40.303 7	1'39.306 5	0.012 0.012
3	21 F.MORBIDELLI	ITA	Prima Pramac Racing	DUCATI	1'40.783 11	1'39.557 11	0.263 0.251
4	89 J.MARTIN	SPA	Prima Pramac Racing	DUCATI	1'39.579 16	1'39.609 5	0.285 0.022
5	31 P.ACOSTA	SPA	Red Bull GASGAS Tech3	KTM	1'39.966 20	1'39.646 5	0.352 0.067
6	88 M.OLIVEIRA	POR	Trackhouse Racing	APRILIA	1'40.397 17	1'39.681 11	0.387 0.035
7	20 F.QUARTARARO	FRA	Monster Energy Yamaha MotoGP Team	YAMAHA	1'40.493 5	1'39.683 12	0.389 0.002
8	25 R.FERNANDEZ	SPA	Trackhouse Racing	APRILIA	1'40.368 17	1'39.700 4	0.406 0.017
9	73 A.MARQUEZ	SPA	Gresini Racing MotoGP	DUCATI	1'40.287 5	1'39.764 3	0.470 0.064
10	93 M.MARQUEZ	SPA	Gresini Racing MotoGP	DUCATI	1'39.871 5	1'39.773 3	0.479 0.009
11	49 F.DI GIANNANTO	ITA	Pertamina Enduro VR46 Racing Team	DUCATI	1'40.493 7	1'39.825 5	0.531 0.052
12	33 B.BINDER	RSA	Red Bull KTM Factory Racing	KTM	1'39.958 21	1'39.836 6	0.542 0.011
13	43 J.MILLER	AUS	Red Bull KTM Factory Racing	KTM	1'40.361 8	1'39.837 6	0.543 0.001
14	36 J.MIR	SPA	Repsol Honda Team	HONDA	1'40.672 4	1'39.911 10	0.617 0.074
15	37 A.FERNANDEZ	SPA	Red Bull GASGAS Tech3	KTM	1'40.338 18	1'39.952 12	0.658 0.041
16	23 E.BASTIANINI	ITA	Ducati Lenovo Team	DUCATI	1'40.689 5	1'39.956 6	0.662 0.004
17	12 M.VIÑALES	SPA	Aprilia Racing	APRILIA	1'40.380 4	1'40.013 3	0.719 0.057
18	72 M.BEZZECCHI	ITA	Pertamina Enduro VR46 Racing Team	DUCATI	1'40.794 11	1'40.079 8	0.785 0.066
19	42 A.RINS	SPA	Monster Energy Yamaha MotoGP Team	YAMAHA	1'40.553 15	1'40.154 5	0.860 0.075
20	30 T.NAKAGAMI	JPN	IDEMITSU Honda LCR	HONDA	1'40.692 12	1'40.181 3	0.887 0.027
21	5 J.ZARCO	FRA	CASTROL Honda LCR	HONDA	1'40.422 15	1'40.337 10	1.043 0.156
22	10 L.MARINI	ITA	Repsol Honda Team	HONDA	1'40.628 15	1'40.538 10	1.244 0.201
23	6 S.BRADL	GER	HRC Test Team	HONDA	1'41.423 14	1'40.675 5	1.381 0.137

Pole Position Record:	2023	Francesco BAGNAIA	1'38.639	169.9 Km/h
Best Race Lap:	2021	Johann ZARCO	1'39.939	167.7 Km/h
All Time Lap Record:	2024	Aleix ESPARGARO	1'38.562	170.0 Km/h

The results are provisional until the end of the limit for protest and appeals.

Time limit for protest expires 60' after publication of the results - Time:

These data/results cannot be reproduced, stored and/or transmitted in whole or in part by any manner of electronic, mechanical, photocopying, recording, broadcasting or otherwise now known or herein after developed without the previous express consent by the copyright owner, except for reproduction in daily press and regular printed publications on sale to the public within 60 days of the event related to those data/results and always provided that copyright symbol appears together as follows below.

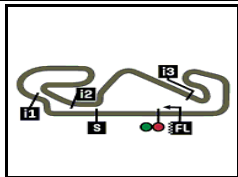
© DORNA, 2024

Official MotoGP Timing by TISSOT

www.motogp.com

Barcelona, Saturday, May 25, 2024





4657 m.

GRAN PREMI MONSTER ENERGY DE CATALUNYA

Free Practice Nr. 2

Best Partial Times

MotoGP™

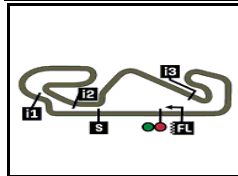
IT Ideal Lap Time, sum of the best partial times

BT Best Lap Time

T1		T2		T3		T4				IT		BT	
Pos	Rider	Time	Rider	Time	Rider	Time	Rider	Time	Pos	Rider	IT	BT	
1	P.ACOSTA	16.481	A.ESPARGARO	31.403	F.MORBIDELLI	20.304	R.FERNANDEZ	30.859	1	F.BAGNAIA	1'39.250	1'39.306	(2)
2	J.MARTIN	16.506	F.BAGNAIA	31.439	A.ESPARGARO	20.356	A.ESPARGARO	30.884	2	A.ESPARGAR	1'39.272	1'39.294	(1)
3	DI GIANNANTO	16.511	J.MARTIN	31.454	J.MARTIN	20.359	F.BAGNAIA	30.902	3	J.MARTIN	1'39.292	1'39.609	(4)
4	F.BAGNAIA	16.524	F.QUARTARARO	31.493	M.MARQUEZ	20.377	M.OLIVEIRA	30.936	4	P.ACOSTA	1'39.381	1'39.646	(5)
5	QUARTARARO	16.539	R.FERNANDEZ	31.499	F.BAGNAIA	20.385	P.ACOSTA	30.946	5	F.MORBIDELLI	1'39.404	1'39.557	(3)
6	M.OLIVEIRA	16.558	M.OLIVEIRA	31.508	P.ACOSTA	20.386	J.MARTIN	30.973	6	M.OLIVEIRA	1'39.414	1'39.681	(6)
7	MORBIDELLI	16.589	J.MILLER	31.511	A.MARQUEZ	20.389	F.MORBIDELLI	30.990	7	R.FERNANDEZ	1'39.449	1'39.700	(8)
8	BEZZECCHI	16.598	F.MORBIDELLI	31.521	F.QUARTARARO	20.393	A.FERNANDEZ	30.999	8	F.QUARTARAR	1'39.479	1'39.683	(7)
9	B.BINDER	16.600	A.MARQUEZ	31.529	M.OLIVEIRA	20.412	F.DI GIANNANTO	31.004	9	A.MARQUEZ	1'39.554	1'39.764	(9)
10	A.MARQUEZ	16.603	B.BINDER	31.551	R.FERNANDEZ	20.433	T.NAKAGAMI	31.007	10	M.MARQUEZ	1'39.631	1'39.773	(10)
11	E.BASTIANINI	16.607	F.DI GIANNANTO	31.553	J.MILLER	20.460	A.MARQUEZ	31.033	11	F.DI GIANNAN	1'39.648	1'39.825	(11)
12	A.ESPARGARO	16.629	P.ACOSTA	31.568	J.MIR	20.462	M.VIÑALES	31.050	12	B.BINDER	1'39.693	1'39.836	(12)
13	M.MARQUEZ	16.633	M.MARQUEZ	31.569	M.BEZZECCHI	20.478	M.MARQUEZ	31.052	13	J.MILLER	1'39.734	1'39.837	(13)
14	J.MILLER	16.654	M.VIÑALES	31.570	M.VIÑALES	20.480	F.QUARTARARO	31.054	14	A.FERNANDEZ	1'39.796	1'39.952	(15)
15	R.FERNANDEZ	16.658	J.MIR	31.595	E.BASTIANINI	20.483	B.BINDER	31.054	15	M.VIÑALES	1'39.798	1'40.013	(17)
16	T.NAKAGAMI	16.659	A.FERNANDEZ	31.613	B.BINDER	20.488	M.BEZZECCHI	31.070	16	E.BASTIANINI	1'39.855	1'39.956	(16)
17	J.MIR	16.691	A.RINS	31.648	A.FERNANDEZ	20.492	J.MILLER	31.109	17	J.MIR	1'39.869	1'39.911	(14)
18	A.FERNANDEZ	16.692	J.ZARCO	31.649	T.NAKAGAMI	20.542	E.BASTIANINI	31.113	18	M.BEZZECCHI	1'39.922	1'40.079	(18)
19	M.VIÑALES	16.698	E.BASTIANINI	31.652	A.RINS	20.546	J.MIR	31.121	19	T.NAKAGAMI	1'39.925	1'40.181	(20)
20	A.RINS	16.698	L.MARINI	31.670	F.DI GIANNANTO	20.580	J.ZARCO	31.193	20	A.RINS	1'40.129	1'40.154	(19)
21	J.ZARCO	16.720	T.NAKAGAMI	31.717	S.BRADL	20.663	A.RINS	31.237	21	J.ZARCO	1'40.252	1'40.337	(21)
22	L.MARINI	16.744	M.BEZZECCHI	31.776	L.MARINI	20.685	L.MARINI	31.263	22	L.MARINI	1'40.362	1'40.538	(22)
23	S.BRADL	16.764	S.BRADL	31.823	J.ZARCO	20.690	S.BRADL	31.312	23	S.BRADL	1'40.562	1'40.675	(23)

These data/results cannot be reproduced, stored and/or transmitted in whole or in part by any manner of electronic, mechanical, photocopying, recording, broadcasting or otherwise now known or herein after developed without the previous express consent by the copyright owner, except for reproduction in daily press and regular printed publications on sale to the public within 60 days of the event related to those data/results and always provided that copyright symbol appears together as follows below.

© DORNA, 2024



4657 m.

GRAN PREMI MONSTER ENERGY DE CATALUNYA

Free Practice Nr. 2

Fastest Laps Sequence

<i>Practice Time</i>	 <i>Rider</i>	<i>Nation</i>	<i>Motorcycle</i>	<i>Time</i>	<i>Km/h</i>	<i>Rider's Lap</i>
3'32.376	93 Marc MARQUEZ	SPA	DUCATI	1'41.889	164.5	2
3'32.940	73 Alex MARQUEZ	SPA	DUCATI	1'40.997	165.9	2
3'36.086	49 Fabio DI GIANNANTONI	ITA	DUCATI	1'40.699	166.4	2
4'09.396	20 Fabio QUARTARARO	FRA	YAMAHA	1'40.487	166.8	2
4'12.502	89 Jorge MARTIN	SPA	DUCATI	1'40.190	167.3	2
5'12.149	93 Marc MARQUEZ	SPA	DUCATI	1'39.773	168.0	3
5'12.704	73 Alex MARQUEZ	SPA	DUCATI	1'39.764	168.0	3
5'49.130	20 Fabio QUARTARARO	FRA	YAMAHA	1'39.734	168.0	3
5'58.879	1 Francesco BAGNAIA	ITA	DUCATI	1'39.706	168.1	3
6'00.303	41 Aleix ESPARGARO	SPA	APRILIA	1'39.472	168.5	3
7'38.292	1 Francesco BAGNAIA	ITA	DUCATI	1'39.413	168.6	4
7'39.597	41 Aleix ESPARGARO	SPA	APRILIA	1'39.294	168.8	4

These data/results cannot be reproduced, stored and/or transmitted in whole or in part by any manner of electronic, mechanical, photocopying, recording, broadcasting or otherwise now known or herein after developed without the previous express consent by the copyright owner, except for reproduction in daily press and regular printed publications on sale to the public within 60 days of the event related to those data/results and always provided that copyright symbol appears together as follows below.

© DORNA, 2024

Official MotoGP Timing by TISSOT
www.motogp.com



Barcelona, Saturday, May 25, 2024