

4348 m.

## MOTORRAD GRAND PRIX VON ÖSTERREICH

## Free Practice Nr. 1

## Classification

3

	Rider	Nation	Team	Motorcycle	Time	Lap	Total	Gap	Top Speed
1	89 Jorge MARTIN	SPA	Prima Pramac Racing	DUCATI	<b>1'29.654</b>	17	20		<b>311.6</b>
2	21 Franco MORBIDELLI	ITA	Prima Pramac Racing	DUCATI	<b>1'29.872</b>	7	19	0.218 0.218	<b>310.3</b>
3	44 Pol ESPARGARO	SPA	Red Bull KTM Factory Racing	KTM	<b>1'29.944</b>	4	18	0.290 0.072	<b>313.0</b>
4	1 Francesco BAGNAIA	ITA	Ducati Lenovo Team	DUCATI	<b>1'29.964</b>	5	18	0.310 0.020	<b>310.3</b>
5	33 Brad BINDER	RSA	Red Bull KTM Factory Racing	KTM	<b>1'30.236</b>	4	21	0.582 0.272	<b>314.4</b>
6	31 Pedro ACOSTA	SPA	Red Bull GASGAS Tech3	KTM	<b>1'30.283</b>	4	16	0.629 0.047	<b>311.6</b>
7	12 Maverick VIÑALES	SPA	Aprilia Racing	APRILIA	<b>1'30.300</b>	5	21	0.646 0.017	<b>306.3</b>
8	49 Fabio DI GIANNANTONIO	ITA	Pertamina Enduro VR46 Racing Te	DUCATI	<b>1'30.339</b>	20	20	0.685 0.039	<b>307.6</b>
9	36 Joan MIR	SPA	Repsol Honda Team	HONDA	<b>1'30.388</b>	16	16	0.734 0.049	<b>311.6</b>
10	73 Alex MARQUEZ	SPA	Gresini Racing MotoGP	DUCATI	<b>1'30.400</b>	6	20	0.746 0.012	<b>309.0</b>
11	43 Jack MILLER	AUS	Red Bull KTM Factory Racing	KTM	<b>1'30.436</b>	6	21	0.782 0.036	<b>310.3</b>
12	23 Enea BASTIANINI	ITA	Ducati Lenovo Team	DUCATI	<b>1'30.480</b>	20	20	0.826 0.044	<b>309.0</b>
13	42 Alex RINS	SPA	Monster Energy Yamaha MotoGP	YAMAHA	<b>1'30.482</b>	18	19	0.828 0.002	<b>313.0</b>
14	20 Fabio QUARTARARO	FRA	Monster Energy Yamaha MotoGP	YAMAHA	<b>1'30.552</b>	18	18	0.898 0.070	<b>310.3</b>
15	72 Marco BEZZECCHI	ITA	Pertamina Enduro VR46 Racing Te	DUCATI	<b>1'30.584</b>	8	19	0.930 0.032	<b>313.0</b>
16	5 Johann ZARCO	FRA	CASTROL Honda LCR	HONDA	<b>1'30.627</b>	8	22	0.973 0.043	<b>310.3</b>
17	25 Raul FERNANDEZ	SPA	Trackhouse Racing	APRILIA	<b>1'30.810</b>	13	19	1.156 0.183	<b>305.0</b>
18	93 Marc MARQUEZ	SPA	Gresini Racing MotoGP	DUCATI	<b>1'30.835</b>	20	21	1.181 0.025	<b>313.0</b>
19	30 Takaaki NAKAGAMI	JPN	IDEMITSU Honda LCR	HONDA	<b>1'30.839</b>	12	20	1.185 0.004	<b>307.6</b>
20	10 Luca MARINI	ITA	Repsol Honda Team	HONDA	<b>1'30.953</b>	12	20	1.299 0.114	<b>311.6</b>
21	32 Lorenzo SAVADORI	ITA	Aprilia Racing	APRILIA	<b>1'30.985</b>	4	18	1.331 0.032	<b>307.6</b>
22	37 Augusto FERNANDEZ	SPA	Red Bull GASGAS Tech3	KTM	<b>1'31.030</b>	8	26	1.376 0.045	<b>310.3</b>
23	88 Miguel OLIVEIRA	POR	Trackhouse Racing	APRILIA	<b>1'31.040</b>	13	19	1.386 0.010	<b>309.0</b>
24	6 Stefan BRADL	GER	HRC Test Team	HONDA	<b>1'31.534</b>	14	20	1.880 0.494	<b>311.6</b>
25	41 Aleix ESPARGARO	SPA	Aprilia Racing	APRILIA	<b>1'31.568</b>	8	14	1.914 0.034	<b>307.6</b>

Practice condition: Dry

Air: 25°

Humidity: 61%

Ground: 29°

<b>Fastest Lap:</b>	Lap: 17	<b>Jorge MARTIN</b>	<b>1'29.654</b>	174.5 Km/h
<b>Best Race Lap:</b>	2023	<b>Francesco BAGNAIA</b>	<b>1'29.840</b>	174.2 Km/h
<b>All-Time Lap Record:</b>	2023	<b>Marco BEZZECCHI</b>	<b>1'28.533</b>	176.8 Km/h

The results are provisional until the end of the limit for protest and appeals.

Time limit for protest expires 60' after publication of the results - ..... Time: .....

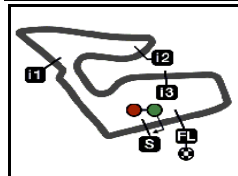
These data/results cannot be reproduced, stored and/or transmitted in whole or in part by any manner of electronic, mechanical, photocopying, recording, broadcasting or otherwise now known or herein after developed without the previous express consent by the copyright owner, except for reproduction in daily press and regular printed publications on sale to the public within 60 days of the event related to those data/results and always provided that copyright symbol appears together as follows below.

© DORNA, 2024

Official MotoGP Timing by TISSOT  
www.motogp.com



Spielberg, Friday, August 16, 2024



4348 m.

## MOTORRAD GRAND PRIX VON ÖSTERREICH

## Free Practice Nr. 1

## Top Speed &amp; Average

4



Rider	Nation	Motorcycle	Top 5 speeds					Average	Top
33 Brad BINDER	RSA	KTM	314.4	314.4	313.0	311.6	311.6	313.0	314.4
42 Alex RINS	SPA	YAMAHA	313.0	311.6	311.6	310.3	310.3	311.4	313.0
44 Pol ESPARGARO	SPA	KTM	313.0	311.6	311.6	311.6	310.3	311.0	313.0
72 Marco BEZZECCHI	ITA	DUCATI	313.0	311.6	311.6	311.6	310.3	311.2	313.0
93 Marc MARQUEZ	SPA	DUCATI	313.0	310.3	310.3	309.0	307.6	310.0	313.0
6 Stefan BRADL	GER	HONDA	311.6	310.3	310.3	309.0	309.0	309.6	311.6
10 Luca MARINI	ITA	HONDA	311.6	310.3	310.3	310.3	310.3	310.6	311.6
31 Pedro ACOSTA	SPA	KTM	311.6	311.6	311.6	311.6	310.3	311.0	311.6
36 Joan MIR	SPA	HONDA	311.6	310.3	310.3	310.3	309.0	310.1	311.6
89 Jorge MARTIN	SPA	DUCATI	311.6	311.6	309.0	309.0	309.0	309.7	311.6
1 Francesco BAGNAIA	ITA	DUCATI	310.3	307.6	307.6	307.6	307.6	307.9	310.3
5 Johann ZARCO	FRA	HONDA	310.3	310.3	310.3	310.3	309.0	309.7	310.3
20 Fabio QUARTARARO	FRA	YAMAHA	310.3	307.6	307.6	307.6	306.3	307.9	310.3
21 Franco MORBIDELLI	ITA	DUCATI	310.3	309.0	307.6	307.6	307.6	308.1	310.3
37 Augusto FERNANDEZ	SPA	KTM	310.3	310.3	307.6	307.6	307.6	308.3	310.3
43 Jack MILLER	AUS	KTM	310.3	310.3	309.0	309.0	309.0	309.3	310.3
23 Enea BASTIANINI	ITA	DUCATI	309.0	309.0	309.0	307.6	307.6	308.0	309.0
73 Alex MARQUEZ	SPA	DUCATI	309.0	307.6	306.3	306.3	306.3	307.0	309.0
88 Miguel OLIVEIRA	POR	APRILIA	309.0	307.6	306.3	306.3	306.3	307.0	309.0
30 Takaaki NAKAGAMI	JPN	HONDA	307.6	306.3	306.3	306.3	306.3	306.6	307.6
32 Lorenzo SAVADORI	ITA	APRILIA	307.6	306.3	306.3	306.3	305.0	306.1	307.6
41 Aleix ESPARGARO	SPA	APRILIA	307.6	306.3	306.3	306.3	305.0	305.9	307.6
49 Fabio DI GIANNANTONIO	ITA	DUCATI	307.6	307.6	307.6	307.6	307.6	307.6	307.6
12 Maverick VIÑALES	SPA	APRILIA	306.3	306.3	305.0	305.0	305.0	305.4	306.3
25 Raul FERNANDEZ	SPA	APRILIA	305.0	303.7	303.7	302.5	302.5	302.9	305.0

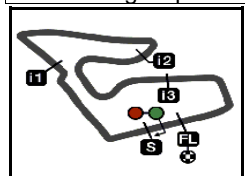
These data/results cannot be reproduced, stored and/or transmitted in whole or in part by any manner of electronic, mechanical, photocopying, recording, broadcasting or otherwise now known or herein after developed without the previous express consent by the copyright owner, except for reproduction in daily press and regular printed publications on sale to the public within 60 days of the event related to those data/results and always provided that copyright symbol appears together as follows below.

© DORNA, 2024

Official MotoGP Timing by TISSOT  
www.motogp.com



Spielberg, Friday, August 16, 2024



4348 m.

## MOTORRAD GRAND PRIX VON ÖSTERREICH

## Free Practice Nr. 1

## Chronological Analysis of Performances

5

\* Lap / Sector time cancelled

T1 Time from finish line to 1st intermediate

T3 Time from 2nd intermed. to 3rd intermed.

P Crossing the finish line in pit lane

T2 Time from 1st intermed. to 2nd intermed.

T4 Time from 3rd intermediate to finish line

\*\*Tyre data subject to further updates

Lap	Lap Time	T1	T2	T3	T4	Speed	Lap	Lap Time	T1	T2	T3	T4	Speed
<b>1st</b>	<b>89</b>	<b>Jorge MARTIN</b>		DUCATI		SPA	<b>Run # 2</b>	<b>Front Tyre Slick-Soft</b>		<b>Rear Tyre Slick-Medium</b>			
		Prima Pramac Racing						8 Laps at start		8 Laps at start			
		Runs=4	Total laps=20	Full laps=13	Valid laps=12		9	10'10.161	36.095	26.830	24.543	17.007	
<b>Run # 1</b>	<b>Front Tyre Slick-Soft</b>	<b>Rear Tyre Slick-Medium</b>					10	<b>1'35.270</b>	25.204	26.799	26.430	16.837	306.3
	<b>New Tyre</b>	<b>New Tyre</b>					11	2'00.030 *	25.264*			16.870	<b>310.3</b>
1	2'05.775	30.602	26.223	24.631	16.811		12	<b>1'30.833</b>	24.914	25.375	23.922	16.622	306.3
2	<b>1'31.179</b>	25.131	25.414	23.938	16.696	309.0	13	<b>1'30.622</b>	24.871	25.265	23.895	16.591	307.6
3	<b>1'30.894</b>	25.047	25.613	23.795	16.439	305.0	14	<b>1'30.651</b>	24.887	25.274	23.854	16.636	306.3
4	<b>1'30.593</b>	24.952	25.262	23.699	16.680	309.0	15	1'37.039 P	28.628	27.507	25.343	15.561	307.6
5	<b>1'31.162</b>	25.159	25.615	23.668	16.720	303.7	<b>Run # 3</b>	<b>Front Tyre Slick-Soft</b>	<b>Rear Tyre Slick-Medium</b>				
6	<b>1'30.374</b>	24.773	25.486	23.597	16.518	<b>311.6</b>		15 Laps at start		15 Laps at start			
7	1'34.011 P	26.578*	27.675*	24.155	15.603	309.0	16	9'46.093 P	34.144	28.673*	27.645	17.519	
<b>Run # 2</b>	<b>Front Tyre Slick-Soft</b>	<b>Rear Tyre Slick-Medium</b>					<b>Run # 4</b>	<b>Front Tyre Slick-Soft</b>	<b>Rear Tyre Slick-Medium</b>				
	<b>7 Laps at start</b>	<b>7 Laps at start</b>						16 Laps at start		16 Laps at start			
8	7'52.321	30.307	25.848	24.297	16.676		17	6'24.563 P	30.905	26.647	24.619	16.845	
9	<b>1'30.492</b>	24.883	25.285	23.893	16.431	305.0	18	<b>1'31.291</b>	25.092	25.591	23.985	16.623	306.3
10	<b>1'30.308</b>	24.577	25.352	23.791	16.588	307.6	19	<b>1'30.751</b>	24.939	25.390	23.861	16.561	305.0
11	<b>1'31.861</b>	24.854	25.464	24.284	17.259	307.6							
12	<b>1'30.073</b>	<b>24.573</b>	25.237	23.785	16.478	309.0	<b>3rd</b>	<b>44</b>	<b>Poi ESPARGARO</b>		KTM	SPA	
13	1'31.699 P	24.947*	25.733	25.038	15.981	307.6		Red Bull KTM Factory Racing					
<b>Run # 3</b>	<b>Front Tyre Slick-Medium</b>	<b>Rear Tyre Slick-Soft</b>						Runs=3	Total laps=18	Full laps=12	Valid laps=10		
	<b>New Tyre</b>	<b>New Tyre</b>					<b>Run # 1</b>	<b>Front Tyre Slick-Medium</b>	<b>Rear Tyre Slick-Medium</b>				
14	9'17.822	35.490	26.732	27.497	20.241			New Tyre		New Tyre			
15	<b>1'30.490</b>	25.038	25.186	23.759	16.507	306.3	1	1'57.870	32.199	26.952	25.124	16.984	
16	1'30.356 *	24.846*	25.259	23.615	16.636	311.6	2	<b>1'31.801</b>	25.663	25.443	23.938	16.757	310.3
17	<b>1'29.654</b>	24.591	<b>25.096</b>	<b>23.577</b>	<b>16.390</b>	309.0	3	1'30.917 *	25.038	25.151	24.181*	16.547	309.0
18	1'38.283 P	25.649*	28.265*	27.999	16.370	309.0	4	<b>1'29.944</b>	24.784	25.084	<b>23.518</b>	16.558	309.0
<b>Run # 4</b>	<b>Front Tyre Slick-Medium</b>	<b>Rear Tyre Slick-Soft</b>					5	<b>1'29.965</b>	24.781	25.087	23.585	16.512	311.6
	<b>5 Laps at start</b>	<b>5 Laps at start</b>					6	1'35.332 P	28.182*	27.843	25.268	14.039	309.0
19	7'06.357 P	30.820	26.067	24.229	16.599		<b>Run # 2</b>	<b>Front Tyre Slick-Medium</b>	<b>Rear Tyre Slick-Medium</b>				
20	<b>1'32.756</b>	24.723	25.202	23.788	19.043	307.6		6 Laps at start		6 Laps at start			
<b>2nd</b>	<b>21</b>	<b>Franco MORBIDELLI</b>		DUCATI		ITA	7	7'50.335	30.539	27.043	25.036	17.201	
		Prima Pramac Racing					8	<b>1'33.971</b>	25.038	27.941	24.365	16.627	309.0
		Runs=4	Total laps=19	Full laps=13	Valid laps=10		9	1'33.366 *	24.834	26.972	24.563*	16.997	310.3
<b>Run # 1</b>	<b>Front Tyre Slick-Soft</b>	<b>Rear Tyre Slick-Medium</b>					10	<b>1'29.989</b>	24.724	25.104	23.700	<b>16.461</b>	310.3
	<b>New Tyre</b>	<b>New Tyre</b>					11	<b>1'34.714</b>	<b>24.615</b>	27.211	25.203	17.685	<b>313.0</b>
1	1'50.339	34.031	29.049	26.081	17.572		12	1'38.772 P	24.895	30.280	27.867	15.730	310.3
2	1'33.565 *	25.687	26.514	24.346	17.018	307.6	<b>Run # 3</b>	<b>Front Tyre Slick-Medium</b>	<b>Rear Tyre Slick-Medium</b>				
3	<b>1'31.665</b>	25.232	25.603	24.162	16.668	307.6		12 Laps at start		12 Laps at start			
4	<b>1'31.508</b>	25.097	25.539	24.085	16.787	309.0	13	9'07.979	30.764	27.322	25.345	16.959	
5	1'30.795 *	25.061	25.387	23.828*	16.519	306.3	14	<b>1'31.011</b>	24.927	25.450	23.983	16.651	309.0
6	<b>1'30.273</b>	24.779	25.250	23.770	16.474	307.6	15	<b>1'30.195</b>	24.801	<b>24.934</b>	23.773	16.687	309.0
7	<b>1'29.872</b>	<b>24.628</b>	<b>25.100</b>	<b>23.746</b>	<b>16.398</b>	307.6	16	<b>1'30.519</b>	24.690	25.249	23.847	16.733	310.3
8	1'38.124 P	27.893	27.884	26.235	16.112	307.6	17	<b>1'30.251</b>	24.662	25.126	23.891	16.572	311.6
							18	1'40.719 P	28.669*	29.333*	26.962	15.755	311.6

**Fastest Lap:** Jorge MARTIN Prima Pramac Racing SPA **1'29.654** 24.591 25.096 23.577 16.390

These data/results cannot be reproduced, stored and/or transmitted in whole or in part by any manner of electronic, mechanical, photocopying, recording, broadcasting or otherwise now known or herein after developed without the previous express consent by the copyright owner, except for reproduction in daily press and regular printed publications on sale to the public within 60 days of the event related to those data/results and always provided that copyright symbol appears together as follows below.  
© DORNA, 2024

# Free Practice Nr. 1

# MotoGP

Lap	Lap Time	T1	T2	T3	T4	Speed	Lap	Lap Time	T1	T2	T3	T4	Speed	
<b>4th</b>	<b>1</b>	<b>Francesco BAGNAIA</b>		DUCATI	ITA		19	1'39.681	P	28.006	28.695	26.175	16.805	302.5
		Ducati Lenovo Team					<b>Run # 3</b>	<b>Front Tyre Slick-Hard</b>		<b>Rear Tyre Slick-Medium</b>				
		Runs=4 Total laps=18 Full laps=11 Valid laps=9					19 Laps at start		19 Laps at start					
<b>Run # 1</b>		<b>Front Tyre Slick-Soft</b>	<b>Rear Tyre Slick-Medium</b>				20	5'50.164	P	33.017	26.131	24.544	16.972	
		<b>New Tyre</b>					21	<b>1'33.814</b>		25.118	27.875	24.076	16.745	310.3
<b>6th</b>	<b>31</b>	<b>Pedro ACOSTA</b>		KTM	SPA									
		Red Bull GASGAS Tech3												
		Runs=3 Total laps=16 Full laps=11 Valid laps=4												
<b>Run # 1</b>		<b>Front Tyre Slick-Hard</b>	<b>Rear Tyre Slick-Medium</b>				1	1'58.047		31.725	26.839	25.066	17.030	
		<b>New Tyre</b>					2	1'32.201	*	25.579	25.824	24.107*	16.691	311.6
							3	1'30.876	*	24.830	25.406	23.918*	16.722*	311.6
							4	<b>1'30.283</b>		24.630	25.358	<b>23.767</b>	<b>16.528</b>	310.3
							5	1'33.185	*	25.449*	26.891	24.062	16.783*	311.6
							6	1'34.853	*	27.780*	26.433	23.965*	16.675	310.3
							7	1'31.643	P	26.769*	26.497*	24.221*	14.156	309.0
<b>Run # 2</b>		<b>Front Tyre Slick-Hard</b>	<b>Rear Tyre Slick-Medium</b>				8	8'48.395	*	31.497	27.312	25.202	16.802*	
		<b>7 Laps at start</b>					9	<b>1'33.532</b>		24.924	26.054	25.763	16.791	306.3
							10	<b>1'31.141</b>		24.692	25.792	24.023	16.634	309.0
							11	1'32.348	*	<b>24.563</b>	26.199	24.790*	16.796	309.0
							12	1'32.328	*	24.639	26.913	24.056*	16.720	309.0
							13	<b>1'30.671</b>		24.707	<b>25.346</b>	23.988	16.630	310.3
							14	1'47.038	P	24.761	25.407	40.932	15.938	309.0
<b>Run # 3</b>		<b>Front Tyre Slick-Hard</b>	<b>Rear Tyre Slick-Medium</b>				15	8'00.043		30.368	31.474	28.046	17.514	
		<b>14 Laps at start</b>					16	2'04.086	*				17.755	311.6
								unfinished		25.759				306.3
<b>5th</b>	<b>33</b>	<b>Brad BINDER</b>		KTM	RSA									
		Red Bull KTM Factory Racing												
		Runs=3 Total laps=21 Full laps=16 Valid laps=12												
<b>Run # 1</b>		<b>Front Tyre Slick-Hard</b>	<b>Rear Tyre Slick-Medium</b>				1	1'50.486		32.753	27.627	25.617	17.524	
		<b>New Tyre</b>					2	<b>1'36.015</b>		28.688	26.041	24.444	16.842	314.4
							3	<b>1'31.002</b>		24.940	25.296	24.009	16.757	311.6
							4	<b>1'30.236</b>		24.747	<b>25.240</b>	<b>23.653</b>	<b>16.596</b>	314.4
							5	1'30.369	*	24.737	25.285	23.668*	16.679	309.0
							6	<b>1'35.117</b>		<b>24.617</b>	29.938	23.852	16.710	310.3
							7	4'07.434	P		30.422	17.708	313.0	
<b>Run # 2</b>		<b>Front Tyre Slick-Hard</b>	<b>Rear Tyre Slick-Medium</b>				8	12'23.270		39.257	30.285	25.971	17.431	
		<b>7 Laps at start</b>					9	<b>1'36.946</b>		26.369	26.805	24.617	19.155	309.0
							10	<b>1'31.768</b>		25.458	25.512	24.191	16.607	311.6
							11	<b>1'31.153</b>		24.973	25.405	24.112	16.663	309.0
							12	<b>1'30.724</b>		24.760	25.372	23.994	16.598	307.6
							13	<b>1'31.052</b>		24.818	25.431	24.145	16.658	307.6
							14	<b>1'33.086</b>		24.976	25.563	25.751	16.796	306.3
							15	1'31.090	*	24.966*	25.327	24.131	16.666	306.3
							16	1'31.209	*	24.977	25.420	24.052*	16.760	305.0
							17	<b>1'30.954</b>		24.781	25.341	24.066	16.766	306.3
							18	1'38.921	*	24.845	28.832*	27.833	17.411	305.0
<b>7th</b>	<b>12</b>	<b>Maverick VIÑALES</b>		APRILIA	SPA									
		Aprilia Racing												
		Runs=4 Total laps=21 Full laps=14 Valid laps=9												
<b>Run # 1</b>		<b>Front Tyre Slick-Soft</b>	<b>Rear Tyre Slick-Medium</b>				1	2'28.673	*	32.298	27.712	25.583*	17.543	
		<b>New Tyre</b>					2	<b>1'33.764</b>		25.551	26.237	25.151	16.825	302.5
							3	<b>1'33.172</b>		25.219	27.013	24.240	16.700	305.0
							4	1'30.926	*	24.839	25.422	24.096	16.569*	305.0
							5	<b>1'30.300</b>		<b>24.619</b>	<b>25.316</b>	<b>23.978</b>	<b>16.387</b>	305.0
							6	1'32.799	*	24.823*	27.227*	24.168	16.581	306.3
							7	1'32.860	*	26.096*	25.733	24.405	16.626	303.7
							8	1'34.485	P	24.816	28.625	25.204	15.840	302.5
<b>Run # 2</b>		<b>Front Tyre Slick-Soft</b>	<b>Rear Tyre Slick-Medium</b>				9	7'26.485		34.536	27.075	25.058	16.978	
		<b>8 Laps at start</b>					10	<b>1'31.537</b>		25.058	25.615	24.234	16.630	300.0
							11	1'31.745	*	24.815	26.048	24.283	16.599*	300.0
							12	<b>1'30.706</b>		24.777	25.419	24.007	16.503	302.5
							13	<b>1'30.810</b>		24.731	25.559	24.014	16.506	303.7
							14	<b>1'30.743</b>		24.837	25.359	24.039	16.508	302.5
							15	<b>1'30.750</b>		24.716	25.542	23.994	16.498	302.5
							16	1'35.301	P	24.800	28.908	25.436	16.157	302.5

**Fastest Lap:** Jorge MARTIN Prima Pramac Racing SPA **1'29.654** 24.591 25.096 23.577 16.390

These data/results cannot be reproduced, stored and/or transmitted in whole or in part by any manner of electronic, mechanical, photocopying, recording, broadcasting or otherwise now known or herein after developed without the previous express consent by the copyright owner, except for reproduction in daily press and regular printed publications on sale to the public within 60 days of the event related to those data/results and always provided that copyright symbol appears together as follows below.  
© DORNA, 2024



# Free Practice Nr. 1

MotoGP

Lap	Lap Time	T1	T2	T3	T4	Speed	Lap	Lap Time	T1	T2	T3	T4	Speed
<b>Run # 3</b>	Front Tyre Slick-Soft			Rear Tyre Slick-Medium			8	<b>1'31.561</b>	25.212	25.571	24.070	16.708	307.6
	16 Laps at start			16 Laps at start			9	1'31.552 *	24.951	25.527	24.271*	16.803	307.6
17	10'01.994 *	30.485	29.990*	26.001	16.910		10	<b>1'30.882</b>	24.847	25.465	23.880	16.690	307.6
18	1'42.620 P	30.500	28.515	26.906	16.699 301.2		11	1'37.127 P	27.181*	28.118	25.703	16.125	310.3
<b>Run # 4</b>	Front Tyre Slick-Soft			Rear Tyre Slick-Medium			<b>Run # 3</b>	Front Tyre Slick-Medium			Rear Tyre Slick-Medium		
	18 Laps at start			18 Laps at start				New Tyre			New Tyre		
19	5'32.858 P	31.069	26.713	24.609	17.104		12	13'52.207	32.330	26.442	27.412	16.924	
20	1'32.432 *	25.204	26.398	24.173	16.657* 306.3		13	1'36.519 P	24.971	27.374*	27.050	17.124	307.6
21	<b>1'38.299</b>	24.966	30.652	24.316	18.365 305.0		<b>Run # 4</b>	Front Tyre Slick-Medium			Rear Tyre Slick-Medium		
								2 Laps at start			2 Laps at start		

**8th 49** **Fabio DI GIANNANTONI** DUCATI ITA  
 Pertamina Enduro VR46 Racing Team  
 Runs=4 Total laps=20 Full laps=13 Valid laps=11

Run #	Front Tyre	Slick-Soft	Rear Tyre	Slick-Medium
	New Tyre		New Tyre	
1	2'01.545	31.416	27.038	17.466
2	<b>1'31.788</b>	25.154	25.606	24.266 16.762 305.0
3	<b>1'31.737</b>	24.980	25.918	24.213 16.626 307.6
4	1'30.976 *	24.938	25.491	23.945* 16.602 307.6
5	<b>1'30.705</b>	24.714	25.254	23.824 16.913 307.6
6	<b>1'36.282</b>	24.780	29.342	25.495 16.665 307.6
7	1'31.188 P	24.826*	25.899*	24.546 15.917 307.6

Run #	Front Tyre	Slick-Soft	Rear Tyre	Slick-Medium
	7 Laps at start		7 Laps at start	
8	9'17.774	31.060	26.296	24.527 16.788
9	<b>1'31.038</b>	25.035	25.324	24.086 16.593 303.7
10	1'30.889 *	24.799*	25.468	23.991 16.631 305.0
11	<b>1'30.631</b>	24.732	25.291	24.022 16.586 305.0
12	<b>1'34.707</b>	24.769	28.412	24.797 16.729 306.3
13	<b>1'30.573</b>	24.852	25.269	23.971 16.481 306.3
14	<b>1'30.341</b>	24.735	25.238	23.810 16.558 306.3
15	1'33.467 P	24.717	27.673	25.983 15.094 305.0

Run #	Front Tyre	Slick-Soft	Rear Tyre	Slick-Medium
	New Tyre		15 Laps at start	
16	9'21.094	35.933	26.387	24.712 16.815
17	1'36.568 P	25.169	28.009*	27.142 16.248 306.3

Run #	Front Tyre	Slick-Medium	Rear Tyre	Slick-Medium
	2 Laps at start		17 Laps at start	
18	6'31.665 P	31.506	26.800	24.689 17.133
19	<b>1'31.259</b>	25.023	25.635	24.012 16.589 306.3
20	<b>1'30.339</b>	24.693	25.310	23.809 16.527 306.3

**9th 36** **Joan MIR** HONDA SPA  
 Repsol Honda Team  
 Runs=4 Total laps=16 Full laps=9 Valid laps=7

Run #	Front Tyre	Slick-Soft	Rear Tyre	Slick-Medium
	New Tyre		New Tyre	
1	1'59.726	32.418	27.592	25.211 17.205
2	1'32.973 *	25.403	26.194	24.404 16.972* 310.3
3	<b>1'32.242</b>	25.158	26.273	24.198 16.613 306.3
4	<b>1'31.547</b>	25.054	25.866	23.946 16.681 310.3
5	<b>1'30.746</b>	24.876	25.367	23.908 16.595 311.6
6	1'43.413 P	33.004	27.469	25.752 17.188 305.0

Run #	Front Tyre	Slick-Soft	Rear Tyre	Slick-Medium
	6 Laps at start		6 Laps at start	
7	10'53.296	34.259	27.075	25.112 17.008

**10th 73** **Alex MARQUEZ** DUCATI SPA  
 Gresini Racing MotoGP  
 Runs=4 Total laps=20 Full laps=13 Valid laps=11

Run #	Front Tyre	Slick-Soft	Rear Tyre	Slick-Medium
	New Tyre		New Tyre	
1	1'47.669	32.930	27.949	25.949 17.539
2	<b>1'33.781</b>	25.803	26.052	24.838 17.088 305.0
3	<b>1'31.921</b>	25.312	25.458	24.357 16.794 303.7
4	<b>1'37.120</b>	25.305	30.407	24.745 16.663 303.7
5	<b>1'31.404</b>	25.183	25.730	23.869 16.622 309.0
6	<b>1'30.400</b>	24.860	25.263	23.749 16.528 307.6
7	<b>1'30.561</b>	24.799	25.370	23.825 16.567 306.3
8	1'33.582 P	26.772*	26.239	24.843 15.728 305.0

Run #	Front Tyre	Slick-Soft	Rear Tyre	Slick-Medium
	8 Laps at start		8 Laps at start	
9	9'18.016	31.049	26.571	25.312 17.080
10	<b>1'33.142</b>	25.210	26.188	24.732 17.012 301.2
11	<b>1'31.123</b>	24.973	25.518	24.075 16.557 302.5
12	<b>1'30.607</b>	24.751	25.262	23.943 16.651 303.7
13	1'34.656 *	25.884*	28.118	24.061 16.593 303.7
14	<b>1'30.671</b>	24.894	25.349	23.761 16.667 306.3
15	1'28.814 P	24.685	25.415	23.943 14.771 305.0

Run #	Front Tyre	Slick-Hard	Rear Tyre	Slick-Medium
	New Tyre		15 Laps at start	
16	8'59.660	31.425	26.862	24.927 16.970
17	1'36.230 P	25.236	28.651*	26.628 15.715 302.5

Run #	Front Tyre	Slick-Soft	Rear Tyre	Slick-Medium
	15 Laps at start		17 Laps at start	
18	7'13.942 P	30.345	26.536	25.173 17.845
19	<b>1'31.354</b>	25.009	25.628	24.051 16.666 306.3
20	1'30.659 *	24.819*	25.392	23.912 16.536 306.3

**11th 43** **Jack MILLER** KTM AUS  
 Red Bull KTM Factory Racing  
 Runs=4 Total laps=21 Full laps=14 Valid laps=14

Run #	Front Tyre	Slick-Soft	Rear Tyre	Slick-Medium
	New Tyre		New Tyre	
1	1'49.716	31.264	28.033	25.821 17.629
2	<b>1'34.909</b>	26.168	27.118	24.547 17.076 309.0
3	<b>1'31.817</b>	25.271	25.590	24.172 16.784 309.0
4	<b>1'31.589</b>	25.194	25.532	23.985 16.878 310.3
5	<b>1'30.911</b>	25.079	25.373	23.745 16.714 309.0

**Fastest Lap:** Jorge MARTIN Prima Pramac Racing SPA **1'29.654** 24.591 25.096 23.577 16.390

These data/results cannot be reproduced, stored and/or transmitted in whole or in part by any manner of electronic, mechanical, photocopying, recording, broadcasting or otherwise now known or herein after developed without the previous express consent by the copyright owner, except for reproduction in daily press and regular printed publications on sale to the public within 60 days of the event related to those data/results and always provided that copyright symbol appears together as follows below.  
 © DORNA, 2024



# Free Practice Nr. 1

# MotoGP

Lap	Lap Time	T1	T2	T3	T4	Speed	Lap	Lap Time	T1	T2	T3	T4	Speed							
6	<b>1'30.436</b>	24.830	25.312	<b>23.654</b>	16.640	310.3	<b>13th 42</b>	<b>Alex RINS</b>					YAMAHA	SPA						
7	1'35.164	P	25.571	28.210	25.213	307.6		Monster Energy Yamaha MotoGP Team												
<b>Run # 2</b>		<b>Front Tyre Slick-Soft</b>		<b>Rear Tyre Slick-Medium</b>				Runs=4		Total laps=19		Full laps=12		Valid laps=11						
		7 Laps at start		7 Laps at start				<b>Run # 1</b>		<b>Front Tyre Slick-Soft</b>		<b>Rear Tyre Slick-Medium</b>								
		<b>New Tyre</b>		<b>New Tyre</b>						<b>New Tyre</b>		<b>New Tyre</b>								
8	8'29.073	34.156	26.370	24.840	17.026			1	1'51.507	32.729	27.698	25.646	17.471							
9	<b>1'35.815</b>	25.149	28.490	25.299	16.877	306.3		2	<b>1'33.661</b>	26.036	26.189	24.446	16.990	310.3						
10	<b>1'33.596</b>	26.242	26.256	24.341	16.757	309.0		3	1'32.761	*	25.424	25.715	24.421*	17.201*	310.3					
11	<b>1'31.092</b>	24.868	25.544	24.045	<b>16.635</b>	309.0		4	<b>1'31.424</b>	25.163	25.507	23.950	16.804	<b>313.0</b>						
12	<b>1'31.303</b>	24.989	25.348	24.098	16.868	307.6		5	<b>1'31.464</b>	25.116	25.542	23.962	16.844	309.0						
13	<b>1'31.062</b>	24.955	25.379	24.038	16.690	306.3		6	1'44.070	P	31.679*	32.397	24.927	15.067	309.0					
14	1'36.703	P	24.938	29.798	26.397	306.3		<b>Run # 2</b>		<b>Front Tyre Slick-Soft</b>		<b>Rear Tyre Slick-Medium</b>								
		<b>New Tyre</b>		<b>14 Laps at start</b>						<b>6 Laps at start</b>		<b>6 Laps at start</b>								
15	8'17.878	35.218	29.895	24.680	16.796			7	9'33.824	32.261	26.553	25.222	17.156							
16	<b>1'30.629</b>	24.827	<b>25.224</b>	23.930	16.648	307.6	8	<b>1'32.146</b>	25.292	25.592	24.406	16.856	305.0							
17	<b>1'36.991</b>	27.282	26.459	26.036	17.214	307.6	9	<b>1'31.404</b>	25.193	25.304	24.142	16.765	305.0							
18	1'37.261	P	<b>24.667</b>	27.487*	29.412	309.0	10	<b>1'35.996</b>	24.959	29.582	24.700	16.755	306.3							
<b>Run # 3</b>		<b>Front Tyre Slick-Medium</b>		<b>Rear Tyre Slick-Medium</b>			11	<b>1'31.129</b>	24.997	25.280	24.143	16.709	306.3							
		4 Laps at start		18 Laps at start			12	1'37.825	P	29.235	27.860	26.011	14.719	307.6						
19	6'46.099	P	30.941	26.721	24.886	16.926	<b>Run # 3</b>		<b>Front Tyre Slick-Soft</b>		<b>Rear Tyre Slick-Medium</b>									
		<b>New Tyre</b>		<b>14 Laps at start</b>					<b>New Tyre</b>		<b>New Tyre</b>									
20	<b>1'30.979</b>	24.865	25.437	23.949	16.728	307.6	13	10'16.251	31.742	27.039	26.549	17.494								
21	<b>1'30.861</b>	24.812	25.380	23.945	16.724	307.6	14	<b>1'31.077</b>	25.078	25.333	24.035	16.631	309.0							
<b>Run # 4</b>		<b>Front Tyre Slick-Medium</b>		<b>Rear Tyre Slick-Medium</b>			15	<b>1'30.595</b>	24.938	<b>25.122</b>	23.947	16.588	309.0							
		4 Laps at start		18 Laps at start			16	1'37.324	P	24.812	29.920*	27.055	15.537	309.0						
19	6'46.099	P	30.941	26.721	24.886	16.926	<b>Run # 4</b>		<b>Front Tyre Slick-Soft</b>		<b>Rear Tyre Slick-Medium</b>									
		<b>New Tyre</b>		<b>14 Laps at start</b>					<b>4 Laps at start</b>		<b>4 Laps at start</b>									
20	<b>1'30.979</b>	24.865	25.437	23.949	16.728	307.6	17	6'43.188	P	31.202	26.513	24.715	17.012							
21	<b>1'30.861</b>	24.812	25.380	23.945	16.724	307.6	18	<b>1'30.482</b>	24.888	25.297	<b>23.714</b>	<b>16.583</b>	311.6							
<b>Run # 1</b>		<b>Front Tyre Slick-Soft</b>		<b>Rear Tyre Slick-Medium</b>			19	<b>1'30.525</b>	<b>24.741</b>	25.409	23.777	16.598	311.6							
		<b>New Tyre</b>		<b>New Tyre</b>			<b>14th 20</b>						YAMAHA	FRA						
1	2'10.982	32.143	27.681	25.481	17.394		Monster Energy Yamaha MotoGP Team													
2	1'34.099	*	26.343*	26.193	24.537	307.6	Runs=4		Total laps=18		Full laps=11		Valid laps=5							
3	<b>1'31.671</b>	25.102	25.532	24.214	16.823	<b>309.0</b>	<b>Run # 1</b>		<b>Front Tyre Slick-Soft</b>		<b>Rear Tyre Slick-Medium</b>									
		<b>New Tyre</b>		<b>New Tyre</b>					<b>New Tyre</b>		<b>New Tyre</b>									
4	<b>1'31.181</b>	24.965	25.372	24.163	16.681	307.6	1	2'40.708	31.443	27.007	25.393	17.120								
5	1'34.178	*	26.509*	26.633	24.385	307.6	2	<b>1'31.898</b>	25.192	25.553	24.420	16.733	303.7							
6	1'30.950	*	24.919*	25.432*	23.961	307.6	3	<b>1'31.462</b>	25.065	25.473	24.240	16.684	303.7							
7	1'30.918	*	24.971*	25.327	24.065	307.6	4	1'30.921	*	24.984*	25.263	24.046*	16.628	305.0						
8	<b>1'30.610</b>	24.796	25.356	23.876	16.582	307.6	5	<b>1'30.856</b>	24.895	25.366	<b>24.055</b>	<b>16.540</b>	305.0							
9	1'32.901	P	26.619	26.223	25.068	306.3	6	1'35.680	*	27.590*	26.907*	24.530	16.653	303.7						
<b>Run # 2</b>		<b>Front Tyre Slick-Soft</b>		<b>Rear Tyre Slick-Medium</b>			7	1'31.326	*	24.914*	25.336	24.221	16.855	305.0						
		9 Laps at start		9 Laps at start			8	1'41.829	P	24.829	29.040	30.448*	17.512	303.7						
10	10'33.226	31.712	28.457	24.868	16.854		<b>Run # 2</b>		<b>Front Tyre Slick-Soft</b>		<b>Rear Tyre Slick-Medium</b>									
		<b>New Tyre</b>		<b>15 Laps at start</b>					<b>8 Laps at start</b>		<b>8 Laps at start</b>									
11	1'31.485	*	25.191	25.495	24.138*	306.3	9	10'46.296	33.217	27.085	25.026	16.929								
12	<b>1'30.904</b>	24.892	25.358	24.024	16.630	306.3	10	1'31.913	*	25.128	25.697	24.344*	16.744	305.0						
13	<b>1'32.660</b>	24.913	<b>25.251</b>	24.029	18.467	306.3	11	1'31.716	*	25.103	25.540	24.243*	16.830	306.3						
14	<b>1'30.696</b>	24.857	25.313	23.910	16.616	307.6	12	1'31.555	*	24.988	25.624	24.158*	16.785	<b>310.3</b>						
15	1'32.065	P	26.304*	26.185	24.941	307.6	13	1'41.386	P	30.469	30.607	25.058	15.252	305.0						
<b>Run # 3</b>		<b>Front Tyre Slick-Medium</b>		<b>Rear Tyre Slick-Medium</b>			<b>Run # 3</b>		<b>Front Tyre Slick-Medium</b>		<b>Rear Tyre Slick-Soft</b>									
		<b>New Tyre</b>		<b>15 Laps at start</b>					<b>New Tyre</b>		<b>New Tyre</b>									
16	8'06.492	31.534	26.535	24.826	16.830		14	10'08.771	31.812	26.036	24.556	16.903								
17	1'35.835	P	25.723	28.254*	26.742	306.3	15	1'34.142	P	24.981	27.166*	26.931	15.064	307.6						
<b>Run # 4</b>		<b>Front Tyre Slick-Medium</b>		<b>Rear Tyre Slick-Medium</b>			<b>Fastest Lap:</b>						Jorge MARTIN	Prima Pramac Racing	SPA	<b>1'29.654</b>	24.591	25.096	23.577	16.390
		2 Laps at start		17 Laps at start			These data/results cannot be reproduced, stored and/or transmitted in whole or in part by any manner of electronic, mechanical, photocopying, recording, broadcasting or otherwise now known or herein after developed without the previous express consent by the copyright owner, except for reproduction in daily press and regular printed publications on sale to the public within 60 days of the event related to those data/results and always provided that copyright symbol appears together as follows below.													
18	6'41.777	P	30.103	25.846	24.333	16.730	© DORNA, 2024													
19	<b>1'30.648</b>	24.915	25.300	23.921	<b>16.512</b>	309.0	Official MotoGP Timing by TISSOT													
20	<b>1'30.480</b>	<b>24.767</b>	25.364	<b>23.815</b>	16.534	309.0	www.motogp.com													

Official MotoGP Timing by TISSOT  
www.motogp.com



# Free Practice Nr. 1

MotoGP

Lap	Lap Time	T1	T2	T3	T4	Speed	Lap	Lap Time	T1	T2	T3	T4	Speed
<b>Run # 4</b> Front Tyre Slick-Medium Rear Tyre Slick-Soft							12	<b>1'31.376</b>	25.099	25.580	24.026	16.671	310.3
2 Laps at start							13	<b>1'32.225</b>	25.172	26.007	24.214	16.832	310.3
16	6'24.826 P	29.892	26.230	24.578	16.767		14	<b>1'30.977</b>	24.916	25.406	23.964	16.691	310.3
17	<b>1'34.355</b>	24.937	25.138	24.728	19.552	307.6	15	<b>1'32.868</b>	25.432	26.077	24.530	16.829	303.7
18	<b>1'30.552</b>	24.721	25.190	24.063	16.578	307.6	16	<b>1'31.948</b>	25.193	25.589	24.218	16.948	306.3
<b>15th 72 Marco BEZZECCHI</b> DUCATI ITA Pertamina Enduro VR46 Racing Team							17	1'28.873 P	24.994	25.449	23.997	14.433	305.0
Runs=4 Total laps=19 Full laps=12 Valid laps=10							<b>Run # 3</b> Front Tyre Slick-Soft Rear Tyre Slick-Medium						
17 Laps at start							17 Laps at start						
<b>Run # 1</b> Front Tyre Slick-Soft Rear Tyre Slick-Medium							18	6'48.963	33.218	26.659	27.247	17.320	
New Tyre							19	1'37.418 P	25.173	28.541*	28.142	15.562	309.0
1	2'00.494	31.960	27.495	25.649	18.328		<b>Run # 4</b> Front Tyre Slick-Soft Rear Tyre Slick-Medium						
2	1'34.197 *	26.975*	26.016	24.433	16.773	311.6	19 Laps at start						
3	<b>1'30.954</b>	24.949	25.384	24.043	16.578	310.3	20	6'53.383 P	30.242	26.575	24.635	16.786	
4	1'31.001 *	24.902*	25.402	23.920	16.777	311.6	21	<b>1'31.509</b>	25.184	25.647	24.031	16.647	309.0
5	1'31.125 *	25.081	25.293	23.736*	17.015	313.0	22	1'51.014 P	29.327*	26.321	40.273	15.093	309.0
unfinished 24.792 311.6							<b>17th 25 Raul FERNANDEZ</b> APRILIA SPA Trackhouse Racing						
<b>Run # 2</b> Front Tyre Slick-Medium Rear Tyre Slick-Medium							Runs=4 Total laps=19 Full laps=12 Valid laps=9						
New Tyre							5 Laps at start						
6	<b>1'41.844</b>	32.210	27.533	25.110	16.991		<b>Run # 1</b> Front Tyre Slick-Soft Rear Tyre Slick-Medium						
7	<b>1'31.729</b>	25.370	25.719	24.069	16.571	306.3	New Tyre						
8	<b>1'30.584</b>	24.961	25.132	23.874	16.617	306.3	1	2'41.095	31.965	28.494	24.863	17.341	
9	<b>1'34.380</b>	24.749	25.943	26.954	16.734	306.3	2	<b>1'31.801</b>	25.394	25.686	24.056	16.665	302.5
10	1'30.203 *	24.721*	25.103	23.926	16.453	309.0	3	<b>1'32.421</b>	25.087	25.699	24.687	16.948	302.5
11	1'32.777 *	26.326*	25.889	23.856	16.706	309.0	4	1'32.059 *	25.647*	25.604	24.122*	16.686*	302.5
12	1'46.900 P	25.030			16.838	307.6	5	<b>1'31.333</b>	24.928	25.741	23.975	16.689	302.5
<b>Run # 3</b> Front Tyre Slick-Medium Rear Tyre Slick-Medium							6	1'35.018 *	27.386*	26.587*	24.201	16.844	302.5
7 Laps at start							12 Laps at start						
13	7'55.746 *	31.503	29.500	24.785*	16.782		7	1'31.445 *	25.061*	25.688	24.098	16.598*	303.7
14	<b>1'30.986</b>	24.946	25.365	23.988	16.687	307.6	8	1'34.154 P	26.957	26.880	24.836	15.481	302.5
15	<b>1'32.144</b>	24.793	26.640	24.086	16.625	306.3	<b>Run # 2</b> Front Tyre Slick-Soft Rear Tyre Slick-Medium						
16	1'35.021 P	25.516	26.615*	26.912	15.978	309.0	8 Laps at start						
<b>Run # 4</b> Front Tyre Slick-Medium Rear Tyre Slick-Medium							9	10'41.627	34.364	27.138	24.572	16.853	
11 Laps at start							16 Laps at start						
17	6'45.930 P	29.942	26.320	24.224	16.750		10	<b>1'31.708</b>	25.271	25.565	24.228	16.644	302.5
18	<b>1'31.206</b>	24.770	25.743	24.071	16.622	310.3	11	<b>1'36.081</b>	24.965	26.785	27.555	16.776	302.5
19	<b>1'30.593</b>	24.851	25.186	23.984	16.572	310.3	12	<b>1'31.077</b>	24.926	25.512	24.051	16.588	302.5
<b>16th 5 Johann ZARCO</b> HONDA FRA CASTROL Honda LCR							13	<b>1'30.810</b>	24.744	25.446	24.036	16.584	302.5
Runs=4 Total laps=22 Full laps=14 Valid laps=11							14	1'33.981 P	26.876	26.740	25.141	15.224	301.2
<b>Run # 1</b> Front Tyre Slick-Soft Rear Tyre Slick-Medium							<b>Run # 3</b> Front Tyre Slick-Soft Rear Tyre Slick-Medium						
New Tyre							14 Laps at start						
1	2'12.404	31.303	27.513	25.464	17.196		15	8'26.429	31.559	26.517	24.529	16.976	
2	<b>1'33.079</b>	26.015	25.932	24.253	16.879	305.0	16	1'39.823 P	25.580	28.374*	28.545	17.324	298.7
3	<b>1'31.616</b>	25.180	25.445	24.100	16.891	307.6	<b>Run # 4</b> Front Tyre Slick-Soft Rear Tyre Slick-Medium						
4	<b>1'31.157</b>	25.259	25.338	23.904	16.656	310.3	16 Laps at start						
5	1'52.064 *	25.189	40.626	28.489	17.760*	307.6	17	6'56.908 P	31.191	26.570	24.380	16.857	
6	1'31.614 *	25.241*	25.645*	24.022	16.706	307.6	18	<b>1'31.624</b>	25.105	25.666	24.079	16.774	303.7
7	1'31.189 *	25.189*	25.480	23.895	16.625	306.3	19	<b>1'31.478</b>	25.009	25.650	24.107	16.712	305.0
8	<b>1'30.627</b>	24.837	25.328	23.852	16.610	306.3	<b>18th 93 Marc MARQUEZ</b> DUCATI SPA Gresini Racing MotoGP						
9	1'32.554 P	26.359*	26.157	25.248	14.790	306.3	Runs=4 Total laps=21 Full laps=14 Valid laps=10						
<b>Run # 2</b> Front Tyre Slick-Soft Rear Tyre Slick-Medium							<b>Run # 1</b> Front Tyre Slick-Soft Rear Tyre Slick-Medium						
9 Laps at start							New Tyre						
10	8'00.261	34.058	27.668	24.678	16.842		1	1'49.516	32.251	28.451	25.875	17.609	
11	<b>1'35.397</b>	25.138	26.907	26.647	16.705	309.0	2	1'32.655 *	25.362	26.187	24.124*	16.982	306.3
<b>Fastest Lap:</b> Jorge MARTIN Prima Pramac Racing SPA <b>1'29.654</b> 24.591 25.096 23.577 16.390							3	<b>1'31.261</b>	24.997	25.573	23.878	16.813	309.0
These data/results cannot be reproduced, stored and/or transmitted in whole or in part by any manner of electronic, mechanical, photocopying, recording, broadcasting or otherwise now known or herein after developed without the previous express consent by the copyright owner, except for reproduction in daily press and regular printed publications on sale to the public within 60 days of the event related to those data/results and always provided that copyright symbol appears together as follows below.							4	<b>1'41.342</b>	31.136	29.416	24.030	16.760	310.3
© DORNA, 2024													

Official MotoGP Timing by TISSOT  
www.motogp.com



# Free Practice Nr. 1

MotoGP

Lap	Lap Time	T1	T2	T3	T4	Speed	Lap	Lap Time	T1	T2	T3	T4	Speed		
5	1'37.247	24.991	30.928	24.508	16.820	313.0	<b>20th 10</b>	<b>Luca MARINI</b>					HONDA	ITA	
6	1'30.111	*	24.631	25.303	23.595*	16.582		Repsol Honda Team							
7	1'33.394	P	27.036*	26.466*	24.542*	15.350		Runs=4 Total laps=20 Full laps=13 Valid laps=10							
<b>Run # 2</b>	<b>Front Tyre</b>	<b>Slick-Soft</b>	<b>Rear Tyre</b>	<b>Slick-Medium</b>											
	7 Laps at start			7 Laps at start											
8	7'37.923	*	32.423	26.648	25.244*	17.383									
9	1'32.194		25.373	25.805	24.221	16.795							311.6		
10	1'31.562		24.963	25.952	23.920	16.727						310.3			
11	1'45.077		24.790			16.784						310.3			
12	1'33.630		24.889	27.981	24.071	16.689						310.3			
13	1'30.206	*	24.604	25.096	23.759	16.747						310.3			
14	1'35.898	P	29.055	26.837	24.769	15.237						307.6			
<b>Run # 3</b>	<b>Front Tyre</b>	<b>Slick-Soft</b>	<b>Rear Tyre</b>	<b>Slick-Medium</b>											
	14 Laps at start			14 Laps at start											
15	8'51.218		32.613	26.696	25.420	17.153									
16	1'31.878		24.940	25.564	24.649	16.725						305.0			
17	1'31.286		24.721	25.666	24.240	16.659						306.3			
18	1'38.304	P	24.589	28.152*	29.756	15.807						305.0			
<b>Run # 4</b>	<b>Front Tyre</b>	<b>Slick-Soft</b>	<b>Rear Tyre</b>	<b>Slick-Medium</b>											
	18 Laps at start			18 Laps at start											
19	6'58.103	P	30.071	26.517	25.725	17.562									
20	1'30.835		25.024	25.323	23.872	16.616						306.3			
21	1'30.318	*	24.735	25.248	23.780*	16.555						306.3			
<b>19th 30</b>	<b>Takaaki NAKAGAMI</b>					HONDA	JPN								
	IDEMITSU Honda LCR														
	Runs=4 Total laps=20 Full laps=13 Valid laps=9														
<b>Run # 1</b>	<b>Front Tyre</b>	<b>Slick-Soft</b>	<b>Rear Tyre</b>	<b>Slick-Medium</b>											
	New Tyre			New Tyre											
1	2'10.429		33.104	28.335	26.229	17.772									
2	1'32.370		25.345	25.700	24.556	16.769						302.5			
3	1'34.234	*	25.193*	26.098	26.054*	16.889						305.0			
4	1'31.800	*	25.646*	25.538	23.947*	16.669						306.3			
5	1'30.931	*	24.959	25.417	24.014*	16.541						306.3			
6	1'32.569	P	24.861*	26.748*	25.008	15.952						306.3			
<b>Run # 2</b>	<b>Front Tyre</b>	<b>Slick-Soft</b>	<b>Rear Tyre</b>	<b>Slick-Medium</b>											
	6 Laps at start			6 Laps at start											
7	8'05.458	*	32.052	27.024	25.236*	17.165									
8	1'32.075		25.062	25.712	24.536	16.765						301.2			
9	1'31.448	*	25.039*	25.459	24.184	16.766						301.2			
10	1'30.984		24.899	25.384	24.033	16.668						302.5			
11	1'45.408		24.888	34.430	28.463	17.627						302.5			
12	1'30.839		24.838	25.413	23.915	16.673						303.7			
13	1'38.154	P	25.989*	27.366	28.709	16.090						303.7			
<b>Run # 3</b>	<b>Front Tyre</b>	<b>Slick-Medium</b>	<b>Rear Tyre</b>	<b>Slick-Medium</b>											
	New Tyre			13 Laps at start											
14	9'59.800		31.928	27.624	25.356	17.049									
15	1'32.889		25.533	25.969	24.518	16.869						305.0			
16	1'31.429		25.101	25.472	24.123	16.733						303.7			
17	1'45.435	P	26.838	30.294*	31.012	17.291						305.0			
<b>Run # 4</b>	<b>Front Tyre</b>	<b>Slick-Medium</b>	<b>Rear Tyre</b>	<b>Slick-Medium</b>											
	4 Laps at start			17 Laps at start											
18	6'27.161	P	30.912	26.746	24.450	17.054									
19	1'31.853		25.046	25.892	24.089	16.826						306.3			
20	1'31.168		24.902	25.682	23.942	16.642						307.6			
<b>21st 32</b>	<b>Lorenzo SAVADORI</b>					APRILIA	ITA								
	Aprilia Racing														
	Runs=4 Total laps=18 Full laps=11 Valid laps=8														
<b>Run # 1</b>	<b>Front Tyre</b>	<b>Slick-Soft</b>	<b>Rear Tyre</b>	<b>Slick-Medium</b>											
	New Tyre			New Tyre											
1	2'04.850		33.415	27.416	24.908	17.318									
2	1'31.914		25.424	25.652	24.037	16.801						303.7			
3	1'31.858		24.975	26.019	24.286	16.578						305.0			
4	1'30.985		24.907	25.578	23.862	16.638						306.3			
5	1'45.360	*	26.475*	31.086	28.426	19.373						306.3			
6	1'32.545	*	25.519*	25.986*	24.307	16.733						305.0			
7	1'34.682	P	27.033*	27.043	25.512	15.094						302.5			
<b>Run # 2</b>	<b>Front Tyre</b>	<b>Slick-Soft</b>	<b>Rear Tyre</b>	<b>Slick-Medium</b>											
	7 Laps at start			7 Laps at start											
8	11'03.273		35.970	29.940	24.842	17.006									
9	1'32.355		25.449	25.827	24.252	16.827						303.7			
10	1'51.635		30.730	36.140	27.087	17.678						303.7			
11	1'32.370		25.144	25.686	24.066	17.474						307.6			
12	1'31.507	*	25.069	25.582	24.088*	16.768						306.3			
13	1'32.029		25.089	25.924	24.178	16.838						303.7			
14	1'41.865	P	29.874	29.826	26.694*	15.471						303.7			

**Fastest Lap:** Jorge MARTIN Prima Pramac Racing SPA 1'29.654 24.591 25.096 23.577 16.390

These data/results cannot be reproduced, stored and/or transmitted in whole or in part by any manner of electronic, mechanical, photocopying, recording, broadcasting or otherwise now known or herein after developed without the previous express consent by the copyright owner, except for reproduction in daily press and regular printed publications on sale to the public within 60 days of the event related to those data/results and always provided that copyright symbol appears together as follows below.  
© DORNA, 2024





# Free Practice Nr. 1

MotoGP

Lap	Lap Time	T1	T2	T3	T4	Speed	Lap	Lap Time	T1	T2	T3	T4	Speed		
<b>Run # 3</b>	Front Tyre Slick-Soft			Rear Tyre Slick-Medium			7	1'32.934	P	25.917*	26.852	25.096	15.069	303.7	
	14 Laps at start			14 Laps at start			<b>Run # 2</b>	Front Tyre Slick-Soft			Rear Tyre Slick-Medium				
15	9'14.156	*	38.268	33.129*	29.009	17.616		7 Laps at start			7 Laps at start				
16	1'39.157	P	28.037	28.467	26.088	16.565	8	11'27.329		32.271	26.934	24.905	17.025		
<b>Run # 4</b>	Front Tyre Slick-Soft			Rear Tyre Slick-Medium			9	<b>1'31.653</b>		25.451	25.514	24.069	16.619	301.2	
	16 Laps at start			16 Laps at start			10	<b>1'31.137</b>		25.074	25.515	23.896	16.652	305.0	
17	5'55.195	P	32.951	27.623	25.499	16.791	11	<b>1'32.752</b>		25.099	25.466	23.957	18.230	305.0	
18	<b>1'31.696</b>		25.155	25.772	24.110	16.659	12	<b>1'34.884</b>		25.267	28.316	24.430	16.871	305.0	
<b>22nd 37</b>	<b>Augusto FERNANDEZ</b>			KTM			13	<b>1'31.040</b>		25.053	<b>25.390</b>	23.956	16.641	307.6	
	Red Bull GASGAS Tech3			SPA			14	1'32.485	P	26.591	26.478	24.720	14.696	306.3	
	Runs=3 Total laps=26 Full laps=21 Valid laps=16			<b>Run # 3</b>			Front Tyre Slick-Soft			Rear Tyre Slick-Medium					
<b>Run # 1</b>	Front Tyre Slick-Soft			Rear Tyre Slick-Medium				14 Laps at start			14 Laps at start				
	New Tyre			New Tyre			15	9'20.417	*	31.661	30.771*	28.180	17.334		
1	1'57.352		33.762	29.612	26.541	17.815	16	1'36.623	P	27.406	28.231	26.151	14.835	305.0	
2	<b>1'34.702</b>		26.115	26.897	24.566	17.124	307.6	<b>Run # 4</b>	Front Tyre Slick-Soft			Rear Tyre Slick-Medium			
3	<b>1'34.083</b>		25.679	26.985	24.395	17.024	307.6		16 Laps at start			16 Laps at start			
4	<b>1'32.044</b>		25.294	25.638	24.252	16.860	302.5	17	5'42.802	P	31.232	26.592	24.269	16.844	
5	<b>1'31.385</b>		24.915	25.724	23.989	16.757	307.6	18	<b>1'31.301</b>		24.966	25.632	24.058	16.645	306.3
6	<b>1'31.583</b>		25.115	25.755	23.902	16.811	306.3	19	<b>1'31.753</b>		24.983	25.439	23.987	17.344	<b>309.0</b>
7	1'36.667	*	25.178*	27.662*	26.719	17.108	307.6	<b>24th 6</b>	<b>Stefan BRADL</b>			HONDA GER			
8	<b>1'31.030</b>		24.867	<b>25.334</b>	24.042	16.787	306.3		HRC Test Team			Runs=4 Total laps=20 Full laps=13 Valid laps=9			
9	1'32.876	P	26.910	26.656	24.871	14.439	303.7	<b>Run # 1</b>	Front Tyre Slick-Soft			Rear Tyre Slick-Medium			
<b>Run # 2</b>	Front Tyre Slick-Soft			Rear Tyre Slick-Medium				New Tyre			New Tyre				
	New Tyre			New Tyre			1	1'52.293		32.776	27.750	25.984	17.395		
10	8'35.165		34.112	28.055	24.812	17.051	2	<b>1'33.411</b>		25.733	26.072	24.624	16.982	309.0	
11	<b>1'31.309</b>		25.090	25.546	24.057	<b>16.616</b>	305.0	3	1'36.521	*	26.599*	26.601	26.517*	16.804	<b>311.6</b>
12	1'30.575	*	24.744*	25.418	<b>23.785</b>	16.628	306.3	4	<b>1'32.457</b>		25.195	26.242	24.261	16.759	310.3
13	<b>1'34.177</b>		24.984	27.530	24.777	16.886	<b>310.3</b>	5	1'32.008	*	<b>24.920</b>	25.933	24.183*	16.972	309.0
14	<b>1'32.041</b>		24.879	25.406	24.581	17.175	307.6	6	1'40.997	*	31.823	27.076*	25.226	16.872	307.6
15	<b>1'32.873</b>		<b>24.816</b>	25.559	24.506	17.992	303.7	7	1'31.440	*	25.157*	25.397*	24.136	<b>16.750</b>	307.6
16	<b>1'31.160</b>		24.942	25.372	24.058	16.788	307.6	8	1'32.497	P	26.004	26.228	25.098	15.167	307.6
17	<b>1'36.847</b>		25.441	30.547	24.122	16.737	303.7	<b>Run # 2</b>	Front Tyre Slick-Soft			Rear Tyre Slick-Medium			
18	<b>1'31.507</b>		24.880	25.520	24.079	17.028	306.3		8 Laps at start			8 Laps at start			
19	1'33.221	*	26.803*	25.493	24.122	16.803	303.7	9	8'18.789		36.110	26.957	26.587	16.999	
20	<b>1'31.355</b>		24.967	25.404	24.068	16.916	306.3	10	<b>1'33.027</b>		25.713	26.196	24.246	16.872	307.6
21	<b>1'31.360</b>		24.964	25.431	24.136	16.829	306.3	11	<b>1'37.731</b>		25.120	30.809	24.809	16.993	309.0
22	1'37.847	*	24.924	27.884*	27.482	17.557	306.3	12	<b>1'31.895</b>		25.088	25.733	24.207	16.867	309.0
23	1'40.337	P	28.088	28.909	26.241	17.099	264.7	13	<b>1'31.749</b>		25.177	<b>25.574</b>	24.117	16.881	307.6
<b>Run # 3</b>	Front Tyre Slick-Soft			Rear Tyre Slick-Medium			14	<b>1'31.534</b>		25.042	25.602	<b>24.070</b>	16.820	310.3	
	14 Laps at start			14 Laps at start			15	1'48.068	P	37.615*	27.763	27.240	15.450	309.0	
24	5'49.396	P	31.733	26.962	27.324	18.208	<b>Run # 3</b>	Front Tyre Slick-Soft			Rear Tyre Slick-Medium				
25	<b>1'31.680</b>		25.030	25.714	24.172	16.764	310.3		15 Laps at start			15 Laps at start			
26	1'33.646	*	25.200*	27.580	24.078	16.788	306.3	16	9'25.378		32.404	26.901	25.107	17.114	
<b>23rd 88</b>	<b>Miguel OLIVEIRA</b>			APRILIA			17	1'41.976	P	26.400*	28.109*	28.215	19.252	303.7	
	Trackhouse Racing			POR			<b>Run # 4</b>	Front Tyre Slick-Soft			Rear Tyre Slick-Medium				
	Runs=4 Total laps=19 Full laps=12 Valid laps=11			<b>Run # 1</b>			Front Tyre Slick-Soft			Rear Tyre Slick-Medium					
	New Tyre			New Tyre				17 Laps at start			17 Laps at start				
1	2'16.315		32.190	27.654	25.278	17.294	18	6'58.666	P	30.669	26.833	25.185	17.774		
2	<b>1'32.396</b>		25.725	25.690	24.182	16.799	303.7	19	<b>1'39.424</b>		25.413	29.376	27.363	17.272	309.0
3	<b>1'31.225</b>		25.278	25.406	23.866	16.675	306.3	20	<b>1'33.163</b>		25.288	26.635	24.244	16.996	306.3
4	<b>1'32.935</b>		26.084	25.895	24.272	16.684	305.0								
5	<b>1'31.396</b>		<b>24.928</b>	25.911	23.902	16.655	305.0								
6	1'31.126	*	25.001*	25.736*	<b>23.756</b>	16.633	306.3								

**Fastest Lap:** Jorge MARTIN Prima Pramac Racing SPA **1'29.654** 24.591 25.096 23.577 16.390

These data/results cannot be reproduced, stored and/or transmitted in whole or in part by any manner of electronic, mechanical, photocopying, recording, broadcasting or otherwise now known or herein after developed without the previous express consent by the copyright owner, except for reproduction in daily press and regular printed publications on sale to the public within 60 days of the event related to those data/results and always provided that copyright symbol appears together as follows below.  
© DORNA, 2024

Official MotoGP Timing by TISSOT  
www.motogp.com



Spielberg, Friday, August 16, 2024

Page 7 of 8

## Free Practice Nr. 1

MotoGP

Lap	Lap Time	T1	T2	T3	T4	Speed	Lap	Lap Time	T1	T2	T3	T4	Speed
<b>25th</b>	<b>41</b>	<b>Aleix ESPARGARO</b>		APRILIA		SPA							
		Aprilia Racing											
		Runs=4		Total laps=14		Full laps=8	Valid laps=6						
<b>Run #</b>	<b>1</b>	<b>Front Tyre</b>	<b>Slick-Soft</b>	<b>Rear Tyre</b>	<b>Slick-Medium</b>								
		<b>New Tyre</b>		<b>New Tyre</b>									
1	2'28.742	31.761	27.822	25.324	17.515								
2	<b>1'32.940</b>	25.579	26.380	24.249	16.732	300.0							
3	1'34.976 *	24.959*	28.302	24.907	16.808	305.0							
4	1'57.847 P	46.803*	30.780	25.066	15.198	306.3							
<b>Run #</b>	<b>2</b>	<b>Front Tyre</b>	<b>Slick-Hard</b>	<b>Rear Tyre</b>	<b>Slick-Medium</b>								
		<b>New Tyre</b>		<b>4 Laps at start</b>									
5	8'13.040	30.567	26.664	24.619	17.141								
		<b>unfinished</b>				303.7							
<b>Run #</b>	<b>3</b>	<b>Front Tyre</b>	<b>Slick-Soft</b>	<b>Rear Tyre</b>	<b>Slick-Medium</b>								
		<b>4 Laps at start</b>		<b>New Tyre</b>									
6	1'41.559 *	32.866*	26.922	24.692*	17.079								
7	<b>1'32.289</b>	25.858	25.803	23.957	16.671	303.7							
8	<b>1'31.568</b>	25.321	25.499	23.964	16.784	302.5							
9	<b>1'31.783</b>	25.358	25.869	23.878	16.678	306.3							
10	1'31.119 *	25.095	25.397	23.815	16.812	306.3							
11	1'36.582 P	25.968	28.781*	26.405	15.428	305.0							
<b>Run #</b>	<b>4</b>	<b>Front Tyre</b>	<b>Slick-Soft</b>	<b>Rear Tyre</b>	<b>Slick-Medium</b>								
		<b>10 Laps at start</b>		<b>6 Laps at start</b>									
12	6'45.714 P	30.215	25.959	24.085	16.982								
13	1'33.170 *	26.284*	25.954	24.193	16.739	307.6							
14	<b>1'41.247</b>	25.445	32.103	26.404	17.295	305.0							

<b>Fastest Lap:</b>	Jorge MARTIN	Prima Pramac Racing	SPA	<b>1'29.654</b>	24.591	25.096	23.577	16.390
---------------------	--------------	---------------------	-----	-----------------	--------	--------	--------	--------

These data/results cannot be reproduced, stored and/or transmitted in whole or in part by any manner of electronic, mechanical, photocopying, recording, broadcasting or otherwise now known or herein after developed without the previous express consent by the copyright owner, except for reproduction in daily press and regular printed publications on sale to the public within 60 days of the event related to those data/results and always provided that copyright symbol appears together as follows below.

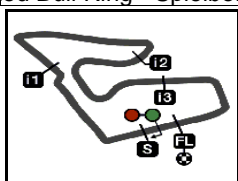
© DORNA, 2024

Official MotoGP Timing by **TISSOT**  
www.motogp.com



Spielberg, Friday, August 16, 2024

Page 8 of 8



4348 m.

## MOTORRAD GRAND PRIX VON ÖSTERREICH

## Free Practice Nr. 1

## Best Partial Times

MotoGP™


IT Ideal Lap Time, sum of the best partial times

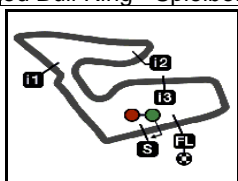
BT Best Lap Time

T1		T2		T3		T4				IT	BT	
Pos	Rider	Time	Rider	Time	Rider	Time	Rider	Time	Pos	Rider	IT	BT
1	P.ACOSTA	24.563	P.ESPARGARO	24.934	P.ESPARGARO	23.518	F.BAGNAIA	16.382	1	P.ESPARGAR	1'29.528	1'29.944 (3)
2	J.MARTIN	24.573	J.MARTIN	25.096	J.MARTIN	23.577	M.VIÑALES	16.387	2	J.MARTIN	1'29.636	1'29.654 (1)
3	M.MARQUEZ	24.589	M.MARQUEZ	25.096	B.BINDER	23.653	J.MARTIN	16.390	3	F.BAGNAIA	1'29.795	1'29.964 (4)
4	P.ESPARGARO	24.615	F.MORBIDELLI	25.100	J.MILLER	23.654	F.MORBIDELLI	16.398	4	F.MORBIDELLI	1'29.872	1'29.872 (2)
5	B.BINDER	24.617	M.BEZZECCHI	25.103	F.BAGNAIA	23.668	M.BEZZECCHI	16.453	5	M.MARQUEZ	1'29.999	1'30.835 (18)
6	M.VIÑALES	24.619	F.BAGNAIA	25.119	A.RINS	23.714	P.ESPARGARO	16.461	6	B.BINDER	1'30.106	1'30.236 (5)
7	F.BAGNAIA	24.626	A.RINS	25.122	F.MORBIDELLI	23.746	F.DI GIANNANTO	16.481	7	A.RINS	1'30.160	1'30.482 (13)
8	F.MORBIDELLI	24.628	F.QUARTARARO	25.138	A.MARQUEZ	23.749	E.BASTIANINI	16.512	8	M.BEZZECCHI	1'30.161	1'30.584 (15)
9	J.MIR	24.631	J.MILLER	25.224	M.OLIVEIRA	23.756	P.ACOSTA	16.528	9	J.MILLER	1'30.180	1'30.436 (11)
10	J.MILLER	24.667	F.DI GIANNANTO	25.238	M.MARQUEZ	23.759	A.MARQUEZ	16.528	10	P.ACOSTA	1'30.204	1'30.283 (6)
11	A.MARQUEZ	24.685	B.BINDER	25.240	P.ACOSTA	23.767	F.QUARTARARO	16.540	11	F.DI GIANNAN	1'30.221	1'30.339 (8)
12	F.DI GIANNANTO	24.693	E.BASTIANINI	25.251	A.FERNANDEZ	23.785	T.NAKAGAMI	16.541	12	A.MARQUEZ	1'30.224	1'30.400 (10)
13	F.QUARTARARO	24.721	A.MARQUEZ	25.262	F.DI GIANNANTO	23.809	M.MARQUEZ	16.555	13	M.VIÑALES	1'30.300	1'30.300 (7)
14	A.RINS	24.741	M.VIÑALES	25.316	E.BASTIANINI	23.815	L.MARINI	16.561	14	E.BASTIANINI	1'30.345	1'30.480 (12)
15	R.FERNANDEZ	24.744	J.ZARCO	25.328	A.ESPARGARO	23.815	J.MIR	16.568	15	J.MIR	1'30.388	1'30.388 (9)
16	M.BEZZECCHI	24.749	A.FERNANDEZ	25.334	J.MIR	23.851	L.SAVADORI	16.578	16	F.QUARTARAR	1'30.454	1'30.552 (14)
17	E.BASTIANINI	24.767	J.MIR	25.338	J.ZARCO	23.852	A.RINS	16.583	17	A.FERNANDEZ	1'30.551	1'31.030 (22)
18	A.FERNANDEZ	24.816	P.ACOSTA	25.346	M.BEZZECCHI	23.856	R.FERNANDEZ	16.584	18	J.ZARCO	1'30.627	1'30.627 (16)
19	J.ZARCO	24.837	L.MARINI	25.351	L.SAVADORI	23.862	B.BINDER	16.596	19	T.NAKAGAMI	1'30.678	1'30.839 (19)
20	T.NAKAGAMI	24.838	T.NAKAGAMI	25.384	T.NAKAGAMI	23.915	J.ZARCO	16.610	20	M.OLIVEIRA	1'30.693	1'31.040 (23)
21	L.MARINI	24.845	M.OLIVEIRA	25.390	L.MARINI	23.969	A.FERNANDEZ	16.616	21	L.MARINI	1'30.726	1'30.953 (20)
22	L.SAVADORI	24.907	A.ESPARGARO	25.397	R.FERNANDEZ	23.975	M.OLIVEIRA	16.619	22	R.FERNANDEZ	1'30.749	1'30.810 (17)
23	S.BRADL	24.920	R.FERNANDEZ	25.446	M.VIÑALES	23.978	J.MILLER	16.635	23	L.SAVADORI	1'30.925	1'30.985 (21)
24	M.OLIVEIRA	24.928	S.BRADL	25.574	F.QUARTARARO	24.055	A.ESPARGARO	16.671	24	A.ESPARGAR	1'30.978	1'31.568 (25)

These data/results cannot be reproduced, stored and/or transmitted in whole or in part by any manner of electronic, mechanical, photocopying, recording, broadcasting or otherwise now known or herein after developed without the previous express consent by the copyright owner, except for reproduction in daily press and regular printed publications on sale to the public within 60 days of the event related to those data/results and always provided that copyright symbol appears together as follows below.  
© DORNA, 2024

ed Bull Ring - Spielberg

Results and timing service provided by  TISSOT



4348 m.

# MOTORRAD GRAND PRIX VON ÖSTERREICH

## Free Practice Nr. 1

### Best Partial Times

MotoGP™

*IT* Ideal Lap Time, sum of the best partial times

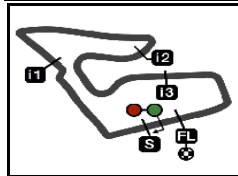
*BT* Best Lap Time

<i>T1</i>		<i>T2</i>		<i>T3</i>		<i>T4</i>				<i>IT</i>	<i>BT</i>	
<i>Pos</i>	<i>Rider</i>	<i>Time</i>	<i>Rider</i>	<i>Time</i>	<i>Rider</i>	<i>Time</i>	<i>Rider</i>	<i>Time</i>	<i>Pos</i>	<i>Rider</i>		
25A	ESPARGARO	25.095	L.SAVADORI	25.578	S.BRADL	24.070	S.BRADL	16.750	25	S.BRADL	1'31.314	1'31.534 (24)

These data/results cannot be reproduced, stored and/or transmitted in whole or in part by any manner of electronic, mechanical, photocopying, recording, broadcasting or otherwise now known or herein after developed without the previous express consent by the copyright owner, except for reproduction in daily press and regular printed publications on sale to the public within 60 days of the event related to those data/results and always provided that copyright symbol appears together as follows below.  
© DORNA, 2024

Official MotoGP Timing by TISSOT  
www.motogp.com





4348 m.

## MOTORRAD GRAND PRIX VON ÖSTERREICH

## Free Practice Nr. 1

## Fastest Laps Sequence

<i>Practice Time</i>	 <i>Rider</i>	<i>Nation</i>	<i>Motorcycle</i>	<i>Time</i>	<i>Km/h</i>	<i>Rider's Lap</i>
3'21.450	73 Alex MARQUEZ	SPA	DUCATI	1'33.781	166.9	2
3'25.168	42 Alex RINS	SPA	YAMAHA	1'33.661	167.1	2
3'25.704	6 Stefan BRADL	GER	HONDA	1'33.411	167.5	2
3'29.671	44 Pol ESPARGARO	SPA	KTM	1'31.801	170.5	2
3'33.333	49 Fabio DI GIANNANTONI	ITA	DUCATI	1'31.788	170.5	2
3'36.954	89 Jorge MARTIN	SPA	DUCATI	1'31.179	171.6	2
4'57.503	33 Brad BINDER	RSA	KTM	1'31.002	172.0	3
5'05.645	72 Marco BEZZECCHI	ITA	DUCATI	1'30.954	172.0	3
5'07.848	89 Jorge MARTIN	SPA	DUCATI	1'30.894	172.2	3
6'27.739	33 Brad BINDER	RSA	KTM	1'30.236	173.4	4
6'30.532	44 Pol ESPARGARO	SPA	KTM	1'29.944	174.0	4
10'58.017	21 Franco MORBIDELLI	ITA	DUCATI	1'29.872	174.1	7
40'29.064	89 Jorge MARTIN	SPA	DUCATI	1'29.654	174.5	17

These data/results cannot be reproduced, stored and/or transmitted in whole or in part by any manner of electronic, mechanical, photocopying, recording, broadcasting or otherwise now known or herein after developed without the previous express consent by the copyright owner, except for reproduction in daily press and regular printed publications on sale to the public within 60 days of the event related to those data/results and always provided that copyright symbol appears together as follows below.

© DORNA, 2024

Official MotoGP Timing by TISSOT  
www.motogp.com



Spielberg, Friday, August 16, 2024