


4226 m.

GRAN PREMIO PRAMAC DELL'EMILIA-ROMAGNA

Race

Classification after 27 laps = 114.102 km

29

Pos		Rider	Nation	Team	Motorcycle	Total Time	Km/h	Gap
1	25	23 Enea BASTIANINI	ITA	Ducati Lenovo Team	DUCATI	41'14.653	165.9	
2	20	89 Jorge MARTIN	SPA	Prima Pramac Racing	DUCATI	41'19.655	165.6	5.002
3	16	93 Marc MARQUEZ	SPA	Gresini Racing MotoGP	DUCATI	41'22.501	165.4	7.848
4	13	72 Marco BEZZECCHI	ITA	Pertamina Enduro VR46 Racing T	DUCATI	41'23.853	165.3	9.200
5	11	21 Franco MORBIDELLI	ITA	Prima Pramac Racing	DUCATI	41'28.254	165.0	13.601
6	10	12 Maverick VIÑALES	SPA	Aprilia Racing	APRILIA	41'30.137	164.9	15.484
7	9	20 Fabio QUARTARARO	FRA	Monster Energy Yamaha MotoGP	YAMAHA	41'35.575	164.5	20.922
8	8	41 Aleix ESPARGARO	SPA	Aprilia Racing	APRILIA	41'37.448	164.4	22.795
9	7	73 Alex MARQUEZ	SPA	Gresini Racing MotoGP	DUCATI	41'42.357	164.1	27.704
10	6	88 Miguel OLIVEIRA	POR	Trackhouse Racing	APRILIA	41'46.544	163.8	31.891
11	5	36 Joan MIR	SPA	Repsol Honda Team	HONDA	41'47.715	163.8	33.062
12	4	10 Luca MARINI	ITA	Repsol Honda Team	HONDA	41'50.064	163.6	35.411
13	3	25 Raul FERNANDEZ	SPA	Trackhouse Racing	APRILIA	41'50.988	163.5	36.335
14	2	49 Fabio DI GIANNANTONIO	ITA	Pertamina Enduro VR46 Racing T	DUCATI	41'52.048	163.5	37.395
15	1	5 Johann ZARCO	FRA	CASTROL Honda LCR	HONDA	41'53.562	163.4	38.909
16		43 Jack MILLER	AUS	Red Bull KTM Factory Racing	KTM	41'55.107	163.3	40.454
17		30 Takaaki NAKAGAMI	JPN	IDEMITSU Honda LCR	HONDA	42'01.047	162.9	46.394
18		37 Augusto FERNANDEZ	SPA	Red Bull GASGAS Tech3	KTM	42'02.408	162.8	47.755
19		33 Brad BINDER	RSA	Red Bull KTM Factory Racing	KTM	42'40.571	160.4	1'25.918

Not classified

1	Francesco BAGNAIA	ITA	Ducati Lenovo Team	DUCATI	30'34.713	165.8	7 laps
31	Pedro ACOSTA	SPA	Red Bull GASGAS Tech3	KTM	12'19.680	164.5	19 laps

Race condition: Dry

Air: 21°
Humidity: 69%
Ground: 28°

Pole Position:

Fastest Lap (New record):

Best Race Lap:

All-Time Lap Record:

		Francesco BAGNAIA	1'30.031	168.9 Km/h
Lap 16		Francesco BAGNAIA	1'30.877	167.4 Km/h
2024		Marc MARQUEZ	1'31.564	166.1 Km/h
2024		Francesco BAGNAIA	1'30.031	168.9 Km/h

12:35'00

12:40'08

12:59'50

13:02'02

13:03'18

13:04'08 Brad BINDER

13:04'44 Brad BINDER

13:15'53 Pedro ACOSTA

13:16'33 Jorge MARTIN

13:22'11 Marco BEZZECCHI

13:22'48 Alex MARQUEZ

13:23'23 Brad BINDER

13:24'03 Fabio DI GIANNANTONIO

13:27'51 Johann ZARCO

13:33'20 Francesco BAGNAIA

13:34'23 Franco MORBIDELLI

13:37'55 Fabio DI GIANNANTONIO

13:40'26 Fabio DI GIANNANTONIO

SIGHTING LAP START

All bikes on grid

WARM UP LAP START

RACE START

No jump starts

crashed out - Rider OK

re-joined race

crashed out - Rider OK

track limits warning

track limits warning

track limits warning

track limits warning

track limits warning

crashed out - Rider OK

track limits warning

long lap penalty due to exceeding track limit

long lap penalty - COMPLETED

The results are provisional until the end of the limit for protest and appeals.

Time limit for protest expires 60' after publication of the results - Time:

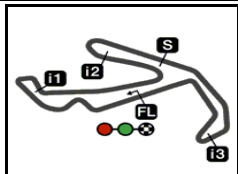
These data/results cannot be reproduced, stored and/or transmitted in whole or in part by any manner of electronic, mechanical, photocopying, recording, broadcasting or otherwise now known or herein after developed without the previous express consent by the copyright owner, except for reproduction in daily press and regular printed publications on sale to the public within 60 days of the event related to those data/results and always provided that copyright symbol appears together as follows below.

© DORNA, 2024

Official MotoGP Timing by TISSOT
www.motogp.com

Misano Adriatico, Sunday, September 22, 2024





4226 m.

GRAN PREMIO PRAMAC DELL'EMILIA-ROMAGNA

MotoGP™

World Championship Classification

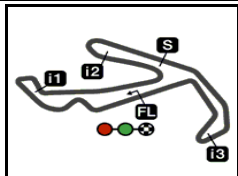
30

Rider	Points	Leader	Prev	QAT	POR	AME	SPA	FRA	CAT	ITA	NED	GER	GBR	AUT	ARA	RSM	EMI	INA	JPN	AUS	THA	MAL	VAL	
1 MARTIN Jorge [SPA]	341			28 12 16	32 7 25	20 7 13	12 12 -	37 12 25	26 6 20	16 - 16	29 9 20	12 12 -	29 9 20	29 9 20	29 9 20	13 12 1	29 9 20							
2 BAGNAIA Francesco [ITA]	317	24	24	31 6 25	6 6 -	13 2 11	25 - 25	16 - 16	25 - 25	37 12 25	37 12 25	32 7 25	16 - 16	37 12 25	1 1 -	29 9 20	12 12							
3 BASTIANINI Enea [ITA]	282	59	35	15 4 11	24 4 20	20 4 16	11 - 11	19 6 13	5 5 0	20 - 20	22 6 16	19 6 13	37 12 25	22 6 16	14 3 11	22 6 16	32 7 25							
4 MARQUEZ Marc [SPA]	281	60	1	18 5 13	9 9 0	9 9 -	24 4 20	29 9 20	25 9 16	22 9 13	6 - 6	24 4 20	13 - 13	13 - 13	37 12 25	30 5 25	22 6 16							
5 BINDER Brad [RSA]	165	176	116	29 9 20	13 - 13	7 0 7	10 - 10	8 0 8	8 - 8	10 4 6	14 4 10	9 2 7	6 6 -	14 3 11	17 4 13	16 3 13	4 4 0							
6 ACOSTA Pedro [SPA]	157	184	8	9 2 7	19 3 16	26 6 20	15 9 6	4 4 -	10 7 3	18 7 11	0 0 -	9 0 9	12 5 7	3 0 3	23 7 16	4 4 0	5 5							
7 VIÑALES Maverick [SPA]	149	192	8	7 1 6	12 12 -	37 12 25	7 - 7	18 7 11	6 2 4	13 5 8	18 7 11	7 3 4	5 2 3	9 0 9	0 0 -	0 0 0	10 0 10							
8 ESPARGARO Aleix [SPA]	127	214	22	15 7 8	10 2 8	14 5 9	- - -	12 5 7	25 12 13	6 1 5	- - -	- - -	17 7 10	14 7 7	6 - 6	0 0 -	8 0 8							
9 MARQUEZ Alex [SPA]	121	220	6	13 3 10	0 0 -	1 0 1	13 - 13	6 0 6	9 0 9	9 2 7	11 2 9	17 1 16	13 4 9	6 0 6	6 6 -	10 0 10	7 0 7							
10 DI GIANNANTONIO Fabio [ITA]	121	220	0	9 - 9	6 - 6	10 - 10	9 0 9	13 3 10	15 4 11	12 3 9	18 5 13	0 0 -	12 1 11	- - -	8 0 8	7 - 7	2 0 2							
11 BEZZECCHI Marco [ITA]	108	233	13	2 0 2	10 0 10	8 0 8	16 - 16	- - -	6 1 5	3 0 3	0 0 -	8 0 8	8 - 8	12 2 10	9 0 9	11 - 11	15 2 13							
12 MORBIDELLI Franco [ITA]	102	239	6	0 0 0	0 0 0	0 0 -	6 6 -	9 0 9	0 0 -	16 6 10	8 1 7	16 5 11	6 - 6	12 4 8	10 - 10	7 7 -	12 1 11							

These data/results cannot be reproduced, stored and/or transmitted in whole or in part by any manner of electronic, mechanical, photocopying, recording, broadcasting or otherwise now known or herein after developed without the previous express consent by the copyright owner, except for reproduction in daily press and regular printed publications on sale to the public within 60 days of the event related to those data/results and always provided that copyright symbol appears together as follows below.
© DORNA, 2024

Official MotoGP Timing by TISSOT
www.motogp.com





4226 m.

GRAN PREMIO PRAMAC DELL'EMILIA-ROMAGNA

MotoGP™

World Championship Classification

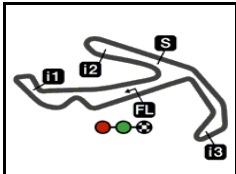
30

Rider	Points	Leader	Prev	QAT	POR	AME	SPA	FRA	CAT	ITA	NED	GER	GBR	AUT	ARA	RSM	EMI	INA	JPN	AUS	THA	MAL	VAL	
13 QUARTARARO Fabio [FRA]	73	268	29	5 0 5	10 1 9	4 0 4	6 5 1	0 0 -	7 0 7	0 - 0	7 3 4	5 0 5	5 0 5	0 0 0	2 2 -	10 1 9	12 3 9							
14 OLIVEIRA Miguel [POR]	71	270	2	1 0 1	7 0 7	5 0 5	10 2 8	0 0 -	6 - 6	2 - 2	1 0 1	19 9 10	0 0 -	4 0 4	5 5 -	5 0 5	6 0 6							
15 MILLER Jack [AUS]	58	283	13	0 0 0	16 5 11	6 3 3	0 0 -	2 2 -	3 3 -	0 0 0	5 0 5	3 0 3	7 3 4	5 5 0	1 0 1	10 2 8	0 0 0							
16 FERNANDEZ Raul [SPA]	49	292	9	0 0 -	0 0 -	7 1 6	5 0 5	6 1 5	10 - 10	4 0 4	8 0 8	6 0 6	0 0 -	0 0 -	0 0 0	0 0 0	3 0 3							
17 ZARCO Johann [FRA]	22	319	27	4 0 4	1 - 1	- - -	0 0 -	4 0 4	0 - 0	0 0 0	3 0 3	0 0 0	2 0 2	0 0 0	3 - 3	4 0 4	1 0 1							
18 NAKAGAMI Takaaki [JPN]	21	320	1	0 0 0	2 0 2	- - -	2 0 2	2 0 2	2 0 2	0 0 -	0 0 0	2 0 2	1 0 1	2 0 2	5 0 5	3 0 3	0 0 0							
19 MIR Joan [SPA]	20	321	1	3 0 3	4 0 4	- - -	5 1 4	- - -	1 0 1	- - -	0 0 -	0 0 0	0 0 -	0 0 0	2 0 2	- - -	5 0 5							
20 FERNANDEZ Augusto [SPA]	20	321	0	0 0 0	5 0 5	2 - 2	3 3 -	3 0 3	0 0 -	0 0 -	2 0 2	0 0 0	0 0 0	1 - 1	4 0 4	0 0 -	0 0 0							
21 RINS Alex [SPA]	15	326	5	0 0 0	3 - 3	0 0 -	3 0 3	1 - 1	0 0 0	1 0 1	0 0 -	- - -	- - -	0 - 0	7 0 7	0 0 0	- -							
22 ESPARGARO Pol [SPA]	12	329	3	- - -	- - -	- - -	- - -	- - -	- - -	0 0 0	- - -	- - -	- - -	6 1 5	- - -	6 0 6	- -							
23 PEDROSA Daniel [SPA]	7	334	5	- - -	- - -	- - -	7 7 -	- - -	- - -	- - -	- - -	- - -	- - -	- - -	- - -	- - -	- -							
24 MARINI Luca [ITA]	5	336	2	0 0 0	0 0 0	0 0 0	0 - 0	0 0 0	0 0 0	0 0 0	0 - 0	1 0 1	0 0 0	0 0 -	0 0 0	0 0 -	4 0 4							

These data/results cannot be reproduced, stored and/or transmitted in whole or in part by any manner of electronic, mechanical, photocopying, recording, broadcasting or otherwise now known or herein after developed without the previous express consent by the copyright owner, except for reproduction in daily press and regular printed publications on sale to the public within 60 days of the event related to those data/results and always provided that copyright symbol appears together as follows below.
© DORNA, 2024

Official MotoGP Timing by TISSOT
www.motogp.com





4226 m.

GRAN PREMIO PRAMAC DELL'EMILIA-ROMAGNA

MotoGP™

World Championship Classification

30

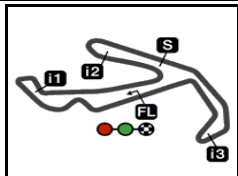
Rider	Points	Leader	Prev	QAT	POR	AME	SPA	FRA	CAT	ITA	NED	GER	GBR	AUT	ARA	RSM	EMI	INA	JPN	AUS	THA	MAL	VAL	
25 BRADL Stefan [GER]	2	339	3	-	-	-	0	-	0	-	-	0	-	0	-	2	-							
				-	-	-	-	-	0	-	-	0	-	0	-	-	-							
26 GARDNER Remy [AUS]	0	341	2	-	-	-	-	-	-	-	-	0	0	-	-	-	-							
				-	-	-	-	-	-	-	-	0	0	-	-	-	-							
27 SAVADORI Lorenzo [ITA]	0	341	0	-	-	-	0	-	-	0	-	-	-	0	-	-	-							
				-	-	-	0	-	-	0	-	-	-	0	-	-	-							

These data/results cannot be reproduced, stored and/or transmitted in whole or in part by any manner of electronic, mechanical, photocopying, recording, broadcasting or otherwise now known or herein after developed without the previous express consent by the copyright owner, except for reproduction in daily press and regular printed publications on sale to the public within 60 days of the event related to those data/results and always provided that copyright symbol appears together as follows below.

© DORNA, 2024

Official MotoGP Timing by TISSOT
www.motogp.com





4226 m.

GRAN PREMIO PRAMAC DELL'EMILIA-ROMAGNA

MotoGP™

30

World Championship Classification

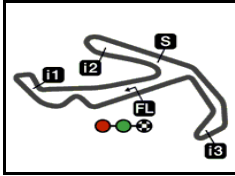
Constructor	Points	Leader	Previous	QAT	POR	AME	SPA	FRA	CAT	ITA	NED	GER	GBR	AUT	ARA	RSM	EMI	INA	JPN	AUS	THA	MAL	VAL	
1 DUCATI	500			37	34	25	37	37	34	37	37	37	37	37	37	37	37							
2 KTM	239	261	261	29	21	26	19	12	15	18	14	11	13	16	23	17	5							
3 APRILIA	234	266	5	15	20	37	10	18	25	13	18	19	17	16	11	5	10							
4 YAMAHA	84	416	150	5	10	4	8	1	7	1	7	5	5	-	9	10	12							
5 HONDA	42	458	42	4	4	-	5	4	2	-	3	2	2	2	5	4	5							

Team	Points	Leader	Previous	QAT	POR	AME	SPA	FRA	CAT	ITA	NED	GER	GBR	AUT	ARA	RSM	EMI	INA	JPN	AUS	THA	MAL	VAL	
1 DUCATI LENOVO TEAM	599			46	30	33	36	35	30	57	59	51	53	59	15	51	44							
2 PRIMA PRAMAC RACING	443	156	156	28	32	20	18	46	26	32	37	28	35	41	39	20	41							
3 GRESINI RACING MOTOGP	402	197	41	31	9	10	37	35	34	31	17	41	26	19	43	40	29							
4 APRILIA RACING	276	323	126	22	22	51	7	30	31	19	18	7	22	23	6	-	18							
5 PERTAMINA ENDURO VR46 RACING TE	229	370	47	11	16	18	25	13	21	15	18	8	20	12	17	18	17							
6 RED BULL KTM FACTORY RACING	223	376	6	29	29	13	10	10	11	10	19	12	13	19	18	26	4							
7 RED BULL GASGAS TECH3	177	422	46	9	24	28	18	7	10	18	2	9	12	4	27	4	5							
8 TRACKHOUSE RACING	120	479	57	1	7	12	15	6	16	6	9	25	-	4	5	5	9							
9 MONSTER ENERGY YAMAHA MOTOGP	88	511	32	5	13	4	9	1	7	1	7	5	5	-	9	10	12							
10 LCR HONDA	43	556	45	4	3	-	2	6	2	-	3	2	3	2	8	7	1							
11 REPSOL HONDA TEAM	25	574	18	3	4	-	5	-	1	-	-	1	-	-	2	-	9							

These data/results cannot be reproduced, stored and/or transmitted in whole or in part by any manner of electronic, mechanical, photocopying, recording, broadcasting or otherwise now known or herein after developed without the previous express consent by the copyright owner, except for reproduction in daily press and regular printed publications on sale to the public within 60 days of the event related to those data/results and always provided that copyright symbol appears together as follows below.
© DORNA, 2024

Official MotoGP Timing by TISSOT
www.motogp.com





4226 m.

GRAN PREMIO PRAMAC DELL'EMILIA-ROMAGNA

Race

Lap Chart

31

Pos	1	2	3	4	5	6	7	8	9	10	11	12	13	14	15	16	17	18	19	20	21
Grid	1	89	23	33	31	72	93	12	20	21	41	88	49	25	10	36	5	37	43	30	73

1	1	89	23	33	31	93	72	20	12	21	41	43	88	49	37	73	10	5	30	25	36
2	1	89	23	31	93	72	20	21	41	43	12	88	49	73	37	5	10	25	36	30	33
3	1	89	23	31	93	72	20	21	41	43	12	88	73	49	37	5	25	36	10	30	33
4	89	1	23	31	93	72	20	21	41	43	12	73	49	88	37	25	5	36	10	30	33
5	89	23	1	31	93	72	20	21	41	12	43	73	49	88	25	37	5	36	10	30	33
6	89	23	1	31	93	72	20	21	41	12	43	73	49	88	25	37	5	36	10	30	33
7	89	23	1	31	93	72	20	21	41	12	73	43	88	49	25	37	5	36	10	30	33
8	89	23	1	31	93	72	20	21	41	12	73	43	88	49	25	5	37	36	10	30	33
9	89	23	1	93	72	20	21	41	12	73	43	88	49	25	5	37	36	10	30	33	
10	89	23	1	93	72	20	21	41	12	73	43	88	49	25	5	37	36	10	30	33	
L	11	89	23	1	93	72	20	21	41	12	73	43	88	49	25	5	36	10	37	30	33
a	12	89	23	1	93	72	20	21	12	41	73	43	88	49	25	5	36	10	37	30	33
P	13	89	23	1	93	72	20	21	12	41	73	43	49	88	25	5	36	10	37	30	33
S	14	89	23	1	93	72	20	21	12	41	73	88	49	25	43	5	36	10	30	37	33
	15	89	23	1	93	72	20	21	12	41	73	88	49	25	43	5	36	10	30	37	33
	16	89	23	1	93	72	20	21	12	41	73	88	49	25	43	5	36	10	30	37	33
	17	89	23	1	93	72	20	21	12	41	73	88	49	25	36	43	10	30	5	37	33
	18	89	23	1	93	72	20	21	12	41	73	88	49	25	36	43	10	30	5	37	33
	19	89	23	1	93	72	20	21	12	41	73	88	49	25	36	43	10	5	30	37	33
	20	89	23	1	93	72	20	21	12	41	73	88	49	25	36	43	10	5	30	37	33
	21	89	23	93	72	20	21	12	41	73	88	49	25	36	43	10	5	30	37	33	
	22	89	23	93	72	20	21	12	41	73	88	49	25	36	10	43	5	30	37	33	
	23	89	23	93	72	20	21	12	41	73	88	49	25	36	10	43	5	30	37	33	
	24	89	23	93	72	20	21	12	41	73	88	49	36	25	10	43	5	30	37	33	
	25	89	23	93	72	20	21	12	41	73	88	36	25	10	49	43	5	30	37	33	
	26	89	23	93	72	20	21	12	41	73	88	36	25	10	49	43	5	30	37	33	
	27	23	89	93	72	21	12	20	41	73	88	36	10	25	49	5	43	30	37	33	



Winner



Lapped rider

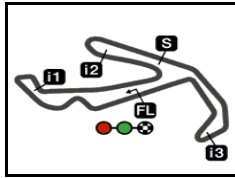
These data/results cannot be reproduced, stored and/or transmitted in whole or in part by any manner of electronic, mechanical, photocopying, recording, broadcasting or otherwise now known or herein after developed without the previous express consent by the copyright owner, except for reproduction in daily press and regular printed publications on sale to the public within 60 days of the event related to those data/results and always provided that copyright symbol appears together as follows below.

© DORNA, 2024

Official MotoGP Timing by TISSOT
www.motogp.com



Misano Adriatico, Sunday, September 22, 2024




4226 m.

GRAN PREMIO PRAMAC DELL'EMILIA-ROMAGNA

Race

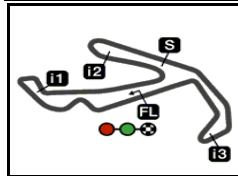
Fastest Lap of Each Rider

32

	Rider	Nation	Team	Motorcycle	Time	Lap	Total	Gap
1	1 Francesco BAGNAIA	ITA	Ducati Lenovo Team	DUCATI	1'30.877	16	20	
2	23 Enea BASTIANINI	ITA	Ducati Lenovo Team	DUCATI	1'31.057	7	27	0.180 0.180
3	89 Jorge MARTIN	SPA	Prima Pramac Racing	DUCATI	1'31.150	18	27	0.273 0.093
4	12 Maverick VIÑALES	SPA	Aprilia Racing	APRILIA	1'31.411	15	27	0.534 0.261
5	21 Franco MORBIDELLI	ITA	Prima Pramac Racing	DUCATI	1'31.435	20	27	0.558 0.024
6	72 Marco BEZZECCHI	ITA	Pertamina Enduro VR46 Racing Tea	DUCATI	1'31.435	16	27	0.558
7	41 Aleix ESPARGARO	SPA	Aprilia Racing	APRILIA	1'31.437	15	27	0.560 0.002
8	93 Marc MARQUEZ	SPA	Gresini Racing MotoGP	DUCATI	1'31.481	4	27	0.604 0.044
9	31 Pedro ACOSTA	SPA	Red Bull GASGAS Tech3	KTM	1'31.585	4	8	0.708 0.104
10	20 Fabio QUARTARARO	FRA	Monster Energy Yamaha MotoGP T	YAMAHA	1'31.623	15	27	0.746 0.038
11	5 Johann ZARCO	FRA	CASTROL Honda LCR	HONDA	1'31.905	26	27	1.028 0.282
12	36 Joan MIR	SPA	Repsol Honda Team	HONDA	1'31.972	20	27	1.095 0.067
13	73 Alex MARQUEZ	SPA	Gresini Racing MotoGP	DUCATI	1'32.003	15	27	1.126 0.031
14	10 Luca MARINI	ITA	Repsol Honda Team	HONDA	1'32.018	24	27	1.141 0.015
15	88 Miguel OLIVEIRA	POR	Trackhouse Racing	APRILIA	1'32.079	22	27	1.202 0.061
16	25 Raul FERNANDEZ	SPA	Trackhouse Racing	APRILIA	1'32.132	6	27	1.255 0.053
17	49 Fabio DI GIANNANTONIO	ITA	Pertamina Enduro VR46 Racing Tea	DUCATI	1'32.164	21	27	1.287 0.032
18	33 Brad BINDER	RSA	Red Bull KTM Factory Racing	KTM	1'32.228	23	27	1.351 0.064
19	43 Jack MILLER	AUS	Red Bull KTM Factory Racing	KTM	1'32.278	4	27	1.401 0.050
20	30 Takaaki NAKAGAMI	JPN	IDEMITSU Honda LCR	HONDA	1'32.582	20	27	1.705 0.304
21	37 Augusto FERNANDEZ	SPA	Red Bull GASGAS Tech3	KTM	1'32.646	18	27	1.769 0.064

These data/results cannot be reproduced, stored and/or transmitted in whole or in part by any manner of electronic, mechanical, photocopying, recording, broadcasting or otherwise now known or herein after developed without the previous express consent by the copyright owner, except for reproduction in daily press and regular printed publications on sale to the public within 60 days of the event related to those data/results and always provided that copyright symbol appears together as follows below.

© DORNA, 2024



4226 m.

GRAN PREMIO PRAMAC DELL'EMILIA-ROMAGNA

After the Race

Event Best Maximum Speed

33



Rider	Nation Team	Motorcycle	Km/h	
89 Jorge MARTIN	SPA Prima Pramac Racing	DUCATI	305.9	Warm Up
72 Marco BEZZECCHI	ITA Pertamina Enduro VR46 Racing T	DUCATI	305.0	Tissot Sprint
88 Miguel OLIVEIRA	POR Trackhouse Racing	APRILIA	304.2	Qualifying Nr. 2
21 Franco MORBIDELLI	ITA Prima Pramac Racing	DUCATI	304.2	Tissot Sprint
31 Pedro ACOSTA	SPA Red Bull GASGAS Tech3	KTM	303.3	Qualifying Nr. 2
1 Francesco BAGNAIA	ITA Ducati Lenovo Team	DUCATI	303.3	Warm Up
36 Joan MIR	SPA Repsol Honda Team	HONDA	302.5	Tissot Sprint
23 Enea BASTIANINI	ITA Ducati Lenovo Team	DUCATI	302.5	Warm Up
33 Brad BINDER	RSA Red Bull KTM Factory Racing	KTM	302.5	Qualifying Nr. 2
73 Alex MARQUEZ	SPA Gresini Racing MotoGP	DUCATI	302.5	Tissot Sprint
41 Aleix ESPARGARO	SPA Aprilia Racing	APRILIA	301.6	Tissot Sprint
49 Fabio DI GIANNANTONIO	ITA Pertamina Enduro VR46 Racing T	DUCATI	301.6	Warm Up
12 Maverick VIÑALES	SPA Aprilia Racing	APRILIA	301.6	Tissot Sprint
93 Marc MARQUEZ	SPA Gresini Racing MotoGP	DUCATI	300.8	Warm Up
43 Jack MILLER	AUS Red Bull KTM Factory Racing	KTM	300.8	Tissot Sprint
25 Raul FERNANDEZ	SPA Trackhouse Racing	APRILIA	300.8	Race
5 Johann ZARCO	FRA CASTROL Honda LCR	HONDA	300.0	Qualifying Nr. 1
10 Luca MARINI	ITA Repsol Honda Team	HONDA	300.0	Tissot Sprint
37 Augusto FERNANDEZ	SPA Red Bull GASGAS Tech3	KTM	298.3	Race
42 Alex RINS	SPA Monster Energy Yamaha MotoGP	YAMAHA	296.7	Free Practice Nr. 2
30 Takaaki NAKAGAMI	JPN IDEMITSU Honda LCR	HONDA	296.7	Race
20 Fabio QUARTARARO	FRA Monster Energy Yamaha MotoGP	YAMAHA	296.7	Tissot Sprint

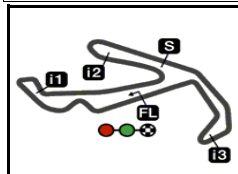
These data/results cannot be reproduced, stored and/or transmitted in whole or in part by any manner of electronic, mechanical, photocopying, recording, broadcasting or otherwise now known or herein after developed without the previous express consent by the copyright owner, except for reproduction in daily press and regular printed publications on sale to the public within 60 days of the event related to those data/results and always provided that copyright symbol appears together as follows below.

© DORNA, 2024

Official MotoGP Timing by TISSOT
www.motogp.com



Misano Adriatico, Sunday, September 22, 2024



4226 m.

GRAN PREMIO PRAMAC DELL'EMILIA-ROMAGNA

Race

Chronological Analysis of Performances

34

* Lap / Sector time cancelled

T1 Time from finish line to 1st intermediate

T3 Time from 2nd intermed. to 3rd intermed.

P Crossing the finish line in pit lane

T2 Time from 1st intermed. to 2nd intermed.

T4 Time from 3rd intermediate to finish line

**Tyre data subject to further updates

Lap	Lap Time	T1	T2	T3	T4	Speed	Lap	Lap Time	T1	T2	T3	T4	Speed
1st	23	Enea BASTIANINI		DUCATI		ITA	8	1'31.511 *	25.695	20.468	24.895	20.453*	296.7
		Ducati Lenovo Team					9	1'31.401 *	25.767	20.342	24.843	20.449*	296.7
		Runs=1	Total laps=27	Full laps=26	Valid laps=25		10	1'31.216	25.720	20.295	24.764	20.437	297.5
Run #	1	Front Tyre	Slick-Medium	Rear Tyre	Slick-Medium		11	1'31.405	25.688	20.376	24.906	20.435	298.3
			New Tyre		New Tyre		12	1'31.298	25.649	20.378	24.807	20.464	297.5
1	1'37.271	30.908	20.787	24.900	20.676	300.0	13	1'31.208	25.662	20.337	24.765	20.444	298.3
2	1'31.497	25.645	20.537	24.742	20.573	300.0	14	1'31.297	25.684	20.348	24.773	20.492	299.1
3	1'31.884	25.830	20.639	24.888	20.527	300.0	15	1'31.340	25.634	20.347	24.889	20.470	299.1
4	1'31.585	25.735	20.455	24.923	20.472	294.2	16	1'31.280	25.688	20.329	24.827	20.436	298.3
5	1'31.562	25.674	20.432	24.938	20.518	298.3	17	1'31.420	25.688	20.360	24.845	20.527	297.5
6	1'31.315	25.596	20.417	24.800	20.502	295.8	18	1'31.150	25.617	20.265	24.854	20.414	300.0
7	1'31.057	25.556	20.284	24.722	20.495	296.7	19	1'31.281	25.635	20.352	24.826	20.468	297.5
8	1'31.222	25.512	20.437	24.745	20.528	297.5	20	1'31.240	25.720	20.295	24.786	20.439	298.3
9	1'31.331	25.611	20.441	24.785	20.494	299.1	21	1'31.498	25.770	20.393	24.871	20.464	299.1
10	1'31.340	25.603	20.434	24.774	20.529	298.3	22	1'31.483	25.710	20.408	24.893	20.472	299.1
11	1'31.426	25.582	20.467	24.794	20.583	299.1	23	1'31.582	25.736	20.425	24.896	20.525	298.3
12	1'31.498	25.663	20.475	24.777	20.583	299.1	24	1'31.462	25.721	20.341	24.910	20.490	300.0
13	1'31.377	25.661	20.461	24.702	20.553	298.3	25	1'31.815	25.830	20.524	24.880	20.581	300.0
14	1'31.181	25.631	20.362	24.686	20.502	299.1	26	1'31.678	25.807	20.424	24.925	20.522	300.0
15	1'31.317	25.597	20.492	24.679	20.549	300.0	27	1'37.545	27.677	20.819	26.106	22.943	300.0
16	1'31.373	25.539	20.323	25.008	20.503	299.1							
17	1'31.099	25.544	20.348	24.714	20.493	300.0							
18	1'31.188	25.528	20.473	24.705	20.482	300.8							
19	1'31.197	25.579	20.377	24.728	20.513	298.3							
20	1'31.166 *	25.581	20.390	24.749	20.446*	300.0							
21	1'31.501	25.670	20.436	24.917	20.478	296.7							
22	1'31.429	25.625	20.474	24.827	20.503	300.0							
23	1'31.535	25.661	20.420	24.904	20.550	298.3							
24	1'31.518	25.659	20.441	24.803	20.615	302.5							
25	1'31.749	25.655	20.674	24.815	20.605	300.8							
26	1'31.639	25.803	20.474	24.817	20.545	300.8							
27	1'32.396	26.475	20.474	24.884	20.563	300.0							

3rd **93** **Marc MARQUEZ** DUCATI SPA
Gresini Racing MotoGP

Runs=1 Total laps=27 Full laps=26 Valid laps=26

Run #	1	Front Tyre	Slick-Medium	Rear Tyre	Slick-Medium	
			New Tyre		New Tyre	
1	1'38.092 *	31.638	20.852	24.946	20.656*	300.0
2	1'31.795	25.948	20.476	24.811	20.560	299.1
3	1'31.661	25.933	20.457	24.745	20.526	298.3
4	1'31.481	25.749	20.474	24.788	20.470	300.0
5	1'32.044	25.948	20.601	25.007	20.488	296.7
6	1'31.817	25.902	20.473	25.008	20.434	295.0
7	1'31.723	25.883	20.448	24.916	20.476	297.5
8	1'31.717	25.936	20.393	24.888	20.500	297.5
9	1'31.685	25.886	20.409	24.838	20.552	299.1
10	1'31.767	25.852	20.488	24.931	20.496	295.8
11	1'31.667	25.803	20.300	25.047	20.517	298.3
12	1'31.484	25.780	20.339	24.915	20.450	297.5
13	1'31.508	25.794	20.369	24.857	20.488	297.5
14	1'31.565	25.786	20.340	24.929	20.510	296.7
15	1'31.611	25.887	20.334	24.907	20.483	297.5
16	1'31.489	25.802	20.312	24.914	20.461	296.7
17	1'31.606	25.805	20.396	24.891	20.514	296.7
18	1'31.563	25.856	20.340	24.909	20.458	296.7
19	1'31.632	25.872	20.238	25.026	20.496	295.8

2nd **89** **Jorge MARTIN** DUCATI SPA
Prima Pramac Racing

Runs=1 Total laps=27 Full laps=26 Valid laps=22

Run #	1	Front Tyre	Slick-Medium	Rear Tyre	Slick-Medium	
			New Tyre		New Tyre	
1	1'36.815	30.792	20.667	24.817	20.539	300.8
2	1'31.655 *	25.678	20.605	24.733	20.639*	299.1
3	1'31.857 *	26.014	20.474	24.887	20.482*	300.0
4	1'31.244	25.735	20.245	24.837	20.427	296.7
5	1'31.293	25.691	20.321	24.881	20.400	298.3
6	1'31.324	25.702	20.339	24.880	20.403	296.7
7	1'31.357	25.695	20.397	24.779	20.486	298.3

Fastest Lap: Francesco BAGNAIA Ducati Lenovo Team ITA **1'30.877** 25.504 20.312 24.637 20.424

These data/results cannot be reproduced, stored and/or transmitted in whole or in part by any manner of electronic, mechanical, photocopying, recording, broadcasting or otherwise now known or herein after developed without the previous express consent by the copyright owner, except for reproduction in daily press and regular printed publications on sale to the public within 60 days of the event related to those data/results and always provided that copyright symbol appears together as follows below.
© DORNA, 2024

Race

MotoGP

Lap	Lap Time	T1	T2	T3	T4	Speed	Lap	Lap Time	T1	T2	T3	T4	Speed
20	1'31.488	25.751	20.339	24.935	20.463	295.8	10	1'31.857	25.826	20.568	24.803	20.660	298.3
21	1'31.518	25.843	20.364	24.904	20.407	296.7	11	1'31.600	25.848	20.453	24.769	20.530	300.0
22	1'31.507	25.765	20.382	24.898	20.462	296.7	12	1'31.698	25.888	20.430	24.847	20.533	300.0
23	1'31.823	25.938	20.365	25.003	20.517	296.7	13	1'31.637	25.819	20.480	24.869	20.469	299.1
24	1'31.854	25.865	20.441	24.961	20.587	295.8	14	1'31.826	25.789	20.529	24.906	20.602	300.0
25	1'31.777	25.830	20.371	25.054	20.522	296.7	15	1'31.747	25.888	20.539	24.825	20.495	300.8
26	1'31.930	25.907	20.403	25.062	20.558	296.7	16	1'31.754	25.757	20.518	24.914	20.565	299.1
27	1'32.697	26.108	20.552	25.244	20.793	295.8	17	1'32.025	25.775	20.603	24.930	20.717	299.1

4th **72** **Marco BEZZECCHI** DUCATI ITA
 Pertamina Enduro VR46 Racing Team
 Runs=1 Total laps=27 Full laps=26 Valid laps=23

Run #	1	Front Tyre	Slick-Medium	Rear Tyre	Slick-Soft	Speed
		New Tyre	New Tyre			
1	1'38.451	31.509	21.058	25.174	20.710	300.8
2	1'32.107 *	25.953	20.575	24.941	20.638*	298.3
3	1'31.758	25.834	20.608	24.807	20.509	297.5
4	1'31.799	25.867	20.518	24.857	20.557	296.7
5	1'31.853	25.841	20.504	24.976	20.532	296.7
6	1'31.730	25.759	20.576	24.834	20.561	298.3
7	1'31.597	25.821	20.440	24.763	20.573	300.0
8	1'31.547 *	25.759	20.418	24.853*	20.517	300.8
9	1'31.733	25.913	20.454	24.795	20.571	303.3
10	1'31.726	25.819	20.487	24.888	20.532	298.3
11	1'31.522	25.819	20.428	24.758	20.517	301.6
12	1'31.679	25.907	20.428	24.807	20.537	300.0
13	1'31.779 *	25.845	20.479	24.851*	20.604	299.1
14	1'31.806	25.904	20.427	24.884	20.591	298.3
15	1'31.604	25.799	20.422	24.871	20.512	299.1
16	1'31.435	25.738	20.374	24.723	20.600	300.0
17	1'31.789	25.851	20.450	24.900	20.588	299.1
18	1'31.740	25.753	20.525	24.912	20.550	298.3
19	1'31.483	25.740	20.342	24.832	20.569	298.3
20	1'31.595	25.782	20.464	24.710	20.639	299.1
21	1'31.832	25.754	20.539	24.792	20.747	299.1
22	1'31.769	25.818	20.474	24.801	20.676	297.5
23	1'31.636	25.742	20.520	24.789	20.585	296.7
24	1'31.873	25.802	20.522	24.835	20.714	299.1
25	1'31.898	25.830	20.597	24.863	20.608	298.3
26	1'31.979	25.885	20.514	24.941	20.639	298.3
27	1'32.133	25.898	20.438	25.008	20.789	300.0

5th **21** **Franco MORBIDELLI** DUCATI ITA
 Prima Pramac Racing
 Runs=1 Total laps=27 Full laps=26 Valid laps=23

Run #	1	Front Tyre	Slick-Medium	Rear Tyre	Slick-Medium	Speed
		New Tyre	New Tyre			
1	1'39.227	32.142	21.006	25.197	20.882	300.0
2	1'32.520	26.272	20.615	24.929	20.704	298.3
3	1'31.961	25.970	20.545	24.786	20.660	299.1
4	1'31.653	25.941	20.380	24.817	20.515	297.5
5	1'31.605	25.725	20.464	24.872	20.544	298.3
6	1'31.700 *	25.823	20.498	24.792	20.587*	299.1
7	1'31.881 *	25.812	20.505	25.030*	20.534	299.1
8	1'32.098	25.852	20.570	25.020	20.656	298.3
9	1'32.115	25.959	20.566	24.978	20.612	299.1

Lap	Lap Time	T1	T2	T3	T4	Speed
18	1'32.224	25.821	20.716	25.067	20.620	299.1
19	1'31.804	25.888	20.491	24.864	20.561	299.1
20	1'31.435	25.725	20.425	24.815	20.470	298.3
21	1'31.898 *	25.788	20.551	24.938*	20.621	300.0
22	1'31.772	25.874	20.408	24.943	20.547	298.3
23	1'31.744	25.774	20.464	24.968	20.538	300.8
24	1'31.759	25.824	20.456	24.852	20.627	300.8
25	1'31.827	25.784	20.559	24.924	20.560	300.8
26	1'32.494	25.839	20.592	25.271	20.792	300.0
27	1'32.393	26.042	20.548	24.958	20.845	300.0

6th **12** **Maverick VIÑALES** APRILIA SPA
 Aprilia Racing
 Runs=1 Total laps=27 Full laps=26 Valid laps=24

Run #	1	Front Tyre	Slick-Medium	Rear Tyre	Slick-Medium	Speed
		New Tyre	New Tyre			
1	1'39.129 *	31.957	21.058	25.087	21.027*	300.0
2	1'33.747	26.718	21.028	25.177	20.824	301.6
3	1'32.907	26.371	20.884	24.960	20.692	297.5
4	1'31.926	25.804	20.613	24.835	20.674	297.5
5	1'32.334	25.798	20.678	25.036	20.822	297.5
6	1'31.764	25.763	20.581	24.828	20.592	295.8
7	1'32.153 *	25.851	20.611	24.979*	20.712	295.0
8	1'31.719	25.773	20.552	24.781	20.613	296.7
9	1'31.760	25.739	20.555	24.801	20.665	297.5
10	1'31.815	25.747	20.693	24.724	20.651	297.5
11	1'31.781	25.724	20.540	24.823	20.694	297.5
12	1'31.796	25.883	20.584	24.750	20.579	295.0
13	1'31.609	25.723	20.515	24.794	20.577	295.8
14	1'31.446	25.698	20.486	24.733	20.529	296.7
15	1'31.411	25.654	20.459	24.691	20.607	298.3
16	1'31.454	25.623	20.522	24.692	20.617	295.8
17	1'31.706	25.775	20.487	24.777	20.667	297.5
18	1'31.763	25.716	20.636	24.807	20.604	297.5
19	1'31.619	25.730	20.551	24.806	20.532	298.3
20	1'31.640	25.744	20.507	24.710	20.679	298.3
21	1'31.752	25.781	20.652	24.699	20.620	298.3
22	1'31.792	25.808	20.572	24.726	20.686	297.5
23	1'31.809	25.768	20.642	24.809	20.590	295.8
24	1'31.804	25.757	20.531	24.819	20.697	298.3
25	1'31.885	25.844	20.601	24.709	20.731	300.0
26	1'32.497 *	25.996	20.774	24.908	20.819*	297.5
27	1'33.119	26.132	20.807	25.117	21.063	297.5

Fastest Lap: Francesco BAGNAIA Ducati Lenovo Team ITA **1'30.877** 25.504 20.312 24.637 20.424

These data/results cannot be reproduced, stored and/or transmitted in whole or in part by any manner of electronic, mechanical, photocopying, recording, broadcasting or otherwise now known or herein after developed without the previous express consent by the copyright owner, except for reproduction in daily press and regular printed publications on sale to the public within 60 days of the event related to those data/results and always provided that copyright symbol appears together as follows below.
 © DORNA, 2024



Race

MotoGP

Lap	Lap Time	T1	T2	T3	T4	Speed	Lap	Lap Time	T1	T2	T3	T4	Speed	
7th	20	Fabio QUARTARARO YAMAHA FRA				19	1'32.207	25.899	20.530	24.978	20.800	299.1		
		Monster Energy Yamaha MotoGP Team				20	1'32.028	25.896	20.578	24.799	20.755	295.8		
	Runs=1 Total laps=27 Full laps=26 Valid laps=24				21	1'33.095	25.978	20.958	25.279	20.880	296.7			
	Run #	1	Front Tyre	Slick-Medium	Rear Tyre	Slick-Medium								
			New Tyre		New Tyre									
	1	1'38.794	31.768	20.948	25.205	20.873	294.2							
	2	1'32.265 *	25.938	20.669	24.875	20.783*	292.6							
	3	1'32.009	25.824	20.695	24.805	20.685	291.8							
	4	1'31.744	25.714	20.607	24.759	20.664	291.1							
	5	1'31.867	25.812	20.567	24.802	20.686	292.6							
	6	1'31.710	25.697	20.573	24.813	20.627	291.8							
	7	1'31.789	25.832	20.545	24.767	20.645	291.8							
	8	1'31.690	25.766	20.466	24.782	20.676	293.4							
	9	1'31.714	25.778	20.596	24.702	20.638	293.4							
	10	1'32.103	25.733	20.631	24.995	20.744	292.6							
	11	1'31.675	25.685	20.601	24.746	20.643	293.4							
	12	1'31.783	25.703	20.565	24.884	20.631	293.4							
	13	1'31.775 *	25.701	20.557	24.854*	20.663	292.6							
	14	1'32.045	25.953	20.525	24.911	20.656	293.4							
	15	1'31.623	25.648	20.538	24.821	20.616	293.4							
	16	1'31.802	25.714	20.606	24.747	20.735	292.6							
	17	1'31.785	25.678	20.582	24.809	20.716	292.6							
	18	1'31.833	25.710	20.606	24.821	20.696	291.8							
	19	1'32.050	25.893	20.584	24.887	20.686	291.1							
	20	1'31.909	25.772	20.593	24.855	20.689	291.8							
	21	1'31.866	25.705	20.571	24.922	20.668	291.1							
	22	1'31.770	25.756	20.554	24.784	20.676	291.1							
23	1'31.899	25.790	20.596	24.916	20.597	289.5								
24	1'31.779	25.697	20.614	24.773	20.695	292.6								
25	1'31.841	25.774	20.575	24.873	20.619	292.6								
26	1'31.710	25.699	20.512	24.857	20.642	291.8								
27	1'40.745	25.824	20.552	24.953	29.416	291.8								
9th	73	Alex MARQUEZ DUCATI SPA				19	1'32.326	26.078	20.517	25.101	20.630	296.7		
		Gresini Racing MotoGP				20	1'32.119	25.938	20.510	24.996	20.675	295.0		
	Runs=1 Total laps=27 Full laps=26 Valid laps=22				21	1'32.394	25.883	20.575	25.142	20.794	295.8			
	Run #	1	Front Tyre	Slick-Medium	Rear Tyre	Slick-Medium								
			New Tyre		New Tyre									
	1	1'40.753	32.974	21.418	25.500	20.861	296.7							
	2	1'32.732	26.137	20.721	25.140	20.734	298.3							
	3	1'32.639	26.240	20.732	25.037	20.630	300.8							
	4	1'32.146	25.960	20.670	24.983	20.533	297.5							
	5	1'32.264	25.919	20.551	25.081	20.713	297.5							
	6	1'32.519	26.150	20.526	25.094	20.749	299.1							
	7	1'32.540 *	26.182	20.539	25.147	20.672*	295.8							
	8	1'32.326	26.040	20.559	25.107	20.620	295.0							
	9	1'32.266	26.000	20.490	25.139	20.637	295.8							
	10	1'31.957 *	25.907	20.561	25.023	20.466*	295.8							
	11	1'32.027	25.919	20.480	25.092	20.536	295.0							
	12	1'32.175	25.968	20.534	24.993	20.680	297.5							
	13	1'32.109 *	25.864	20.463	25.051	20.731*	297.5							
	14	1'32.358	25.959	20.606	25.135	20.658	295.8							
	15	1'32.003	25.886	20.451	25.042	20.624	296.7							
	16	1'32.018	25.859	20.447	25.079	20.633	295.8							
	17	1'32.306	25.915	20.542	25.142	20.707	295.0							
	18	1'32.201	25.974	20.488	25.132	20.607	295.8							
	19	1'32.326	26.078	20.517	25.101	20.630	296.7							
	20	1'32.119	25.938	20.510	24.996	20.675	295.0							
	21	1'32.394	25.883	20.575	25.142	20.794	295.8							
	22	1'32.470	26.053	20.572	25.172	20.673	296.7							
23	1'32.690 *	26.032	20.631	25.215	20.812*	295.8								
24	1'32.529	26.211	20.487	25.111	20.720	295.8								
25	1'32.992	26.119	20.648	25.269	20.956	295.8								
26	1'32.753	26.145	20.668	25.120	20.820	296.7								
27	1'32.745	26.233	20.517	25.172	20.823	296.7								
8th	41	Aleix ESPARGARO APRILIA SPA				19	1'32.326	26.078	20.517	25.101	20.630	296.7		
		Aprilia Racing				20	1'32.119	25.938	20.510	24.996	20.675	295.0		
	Runs=1 Total laps=27 Full laps=26 Valid laps=25				21	1'32.394	25.883	20.575	25.142	20.794	295.8			
	Run #	1	Front Tyre	Slick-Medium	Rear Tyre	Slick-Medium								
			New Tyre		New Tyre									
	1	1'39.474	32.276	21.074	25.228	20.896	300.0							
	2	1'32.730	26.193	20.825	25.077	20.635	298.3							
	3	1'32.065	25.912	20.600	24.911	20.642	298.3							
	4	1'32.169	25.877	20.556	25.017	20.719	297.5							
	5	1'31.975	25.845	20.563	24.870	20.697	297.5							
	6	1'31.813	25.750	20.443	24.901	20.719	295.8							
	7	1'32.398	26.093	20.780	24.768	20.757	295.8							
	8	1'31.883	25.900	20.536	24.765	20.682	295.8							
	9	1'32.031	25.939	20.593	24.816	20.683	296.7							
	10	1'31.816	25.756	20.741	24.698	20.621	296.7							
	11	1'32.070	25.886	20.624	24.880	20.680	296.7							
	12	1'32.889 *	26.922*	20.654	24.708	20.605	298.3							
	13	1'31.593	25.748	20.521	24.665	20.659	300.0							
	14	1'31.616	25.787	20.525	24.714	20.590	298.3							
	15	1'31.437	25.643	20.430	24.674	20.690	299.1							
	16	1'31.587	25.735	20.447	24.804	20.601	296.7							
	17	1'31.842	25.835	20.507	24.820	20.680	298.3							
	18	1'32.099	25.937	20.635	24.813	20.714	297.5							
	10th	88	Miguel OLIVEIRA APRILIA POR				19	1'32.326	26.078	20.517	25.101	20.630	296.7	
			Trackhouse Racing				20	1'32.119	25.938	20.510	24.996	20.675	295.0	
		Runs=1 Total laps=27 Full laps=26 Valid laps=24				21	1'32.394	25.883	20.575	25.142	20.794	295.8		
		Run #	1	Front Tyre	Slick-Medium	Rear Tyre	Slick-Medium							
		New Tyre		New Tyre										
1		1'39.950	32.531	21.232	25.284	20.903	300.8							
2		1'33.082	26.215	20.917	25.143	20.807	301.6							
3		1'32.902	26.361	20.750	25.203	20.588	297.5							
4		1'33.223	25.968	21.366	25.136	20.753	298.3							
5		1'32.277	25.924	20.638	25.017	20.698	300.0							
6		1'32.290	26.022	20.586	24.997	20.685	300.0							
7		1'32.570	26.047	20.736	25.078	20.709	299.1							
8		1'32.731	26.138	20.658	25.096	20.839	300.0							

Fastest Lap: Francesco BAGNAIA Ducati Lenovo Team ITA **1'30.877** 25.504 20.312 24.637 20.424

These data/results cannot be reproduced, stored and/or transmitted in whole or in part by any manner of electronic, mechanical, photocopying, recording, broadcasting or otherwise now known or herein after developed without the previous express consent by the copyright owner, except for reproduction in daily press and regular printed publications on sale to the public within 60 days of the event related to those data/results and always provided that copyright symbol appears together as follows below.
© DORNA, 2024



Race

MotoGP

Lap	Lap Time	T1	T2	T3	T4	Speed	Lap	Lap Time	T1	T2	T3	T4	Speed
9	1'32.952	26.140	20.661	25.228	20.923	299.1	Run # 1	Front Tyre	Slick-Medium	Rear Tyre	Slick-Medium		
10	1'32.550	25.959	20.668	25.099	20.824	299.1			New Tyre		New Tyre		
11	1'32.715	26.194	20.521	25.238	20.762	300.0	1	1'41.255	32.739	21.501	25.818	21.197	291.1
12	1'32.699	26.144	20.612	25.233	20.710	297.5	2	1'33.303	26.471	20.871	25.054	20.907	295.8
13	1'32.942	26.077	20.977	25.167	20.721	298.3	3	1'33.372	26.631	20.946	25.008	20.787	296.7
14	1'32.992	26.021	21.123	25.080	20.768	299.1	4	1'32.764	26.007	20.877	25.002	20.878	296.7
15	1'32.112	25.850	20.479	25.210	20.573	297.5	5	1'32.771	26.171	20.772	25.046	20.782	296.7
16	1'32.338 *	25.939	20.518	25.155	20.726*	296.7	6	1'32.860	26.108	20.753	25.063	20.936	296.7
17	1'32.291	25.875	20.633	25.110	20.673	296.7	7	1'32.697	26.048	20.810	24.943	20.896	296.7
18	1'32.452	25.979	20.664	25.129	20.680	296.7	8	1'33.079 *	26.106	20.834	25.206	20.933*	298.3
19	1'32.474	26.014	20.563	25.172	20.725	298.3	9	1'33.061	26.118	20.808	25.187	20.948	298.3
20	1'32.213	25.895	20.523	25.108	20.687	295.8	10	1'32.840	26.031	20.717	25.258	20.834	298.3
21	1'32.414	25.908	20.609	25.167	20.730	296.7	11	1'32.857	26.158	20.756	25.144	20.799	297.5
22	1'32.079	25.884	20.576	24.957	20.662	296.7	12	1'32.353	26.026	20.662	24.937	20.728	297.5
23	1'32.612	25.944	20.534	25.444	20.690	296.7	13	1'32.345	26.048	20.670	24.883	20.744	298.3
24	1'32.239	25.868	20.584	25.083	20.704	297.5	14	1'32.327	25.877	20.683	24.945	20.822	296.7
25	1'32.706	26.033	20.634	25.262	20.777	296.7	15	1'32.482	26.330	20.573	24.858	20.721	297.5
26	1'32.735	26.033	20.649	25.236	20.817	297.5	16	1'32.562	26.053	20.719	24.995	20.795	298.3
27	1'32.004 *	25.916	20.482	24.995	20.611*	299.1	17	1'32.582	26.067	20.733	24.976	20.806	298.3

11th 36 **Joan MIR** HONDA SPA
Repsol Honda Team
Runs=1 Total laps=27 Full laps=26 Valid laps=26

Run #	1	Front Tyre	Slick-Medium	Rear Tyre	Slick-Medium	
			New Tyre		New Tyre	
1	1'41.911	33.213	21.576	26.073	21.049	298.3
2	1'33.087	26.290	20.926	25.110	20.761	298.3
3	1'32.615	26.058	20.832	24.962	20.763	297.5
4	1'32.851	25.940	20.687	25.105	21.119	300.8
5	1'32.811	26.191	20.735	25.063	20.822	299.1
6	1'32.628	26.077	20.723	25.089	20.739	298.3
7	1'32.793	26.121	20.668	25.058	20.946	300.0
8	1'33.201	26.267	20.819	25.235	20.880	298.3
9	1'32.972	26.071	20.901	25.180	20.820	297.5
10	1'32.968	26.114	20.738	25.258	20.858	296.7
11	1'32.798	26.066	20.688	25.187	20.857	298.3
12	1'32.428	26.015	20.637	25.049	20.727	295.8
13	1'32.268	25.993	20.590	24.969	20.716	295.0
14	1'32.213	25.893	20.589	25.039	20.692	295.8
15	1'32.371	26.024	20.617	24.881	20.849	300.8
16	1'32.602	26.043	20.620	25.151	20.788	299.1
17	1'32.499	26.054	20.509	25.080	20.856	295.0
18	1'32.048	25.851	20.573	24.919	20.705	297.5
19	1'32.220	25.884	20.607	24.907	20.822	299.1
20	1'31.972	25.907	20.573	24.846	20.646	300.8
21	1'32.595	26.006	20.833	25.038	20.718	294.2
22	1'32.398	25.943	20.691	24.945	20.819	297.5
23	1'32.590	26.014	20.726	25.033	20.817	299.1
24	1'32.305	25.910	20.652	25.015	20.728	296.7
25	1'32.145	25.938	20.584	25.074	20.549	295.8
26	1'32.213	25.841	20.589	25.031	20.752	297.5
27	1'32.213	25.952	20.461	25.075	20.725	295.8

12th 10 **Luca MARINI** HONDA ITA
Repsol Honda Team
Runs=1 Total laps=27 Full laps=26 Valid laps=24

13th 25 **Raul FERNANDEZ** APRILIA SPA
Trackhouse Racing
Runs=1 Total laps=27 Full laps=26 Valid laps=25

Run #	1	Front Tyre	Slick-Medium	Rear Tyre	Slick-Medium	
			New Tyre		New Tyre	
1	1'41.680	33.341	21.547	25.755	21.037	297.5
2	1'33.003	26.416	20.736	25.040	20.811	299.1
3	1'32.577	26.224	20.684	24.930	20.739	297.5
4	1'33.007	25.848	20.883	25.176	21.100	299.1
5	1'32.342	25.806	20.658	25.054	20.824	300.8
6	1'32.132	25.782	20.714	24.927	20.709	296.7
7	1'32.362	25.830	20.814	24.972	20.746	295.8
8	1'32.637	25.909	20.818	25.022	20.888	296.7
9	1'32.785	26.081	20.809	25.008	20.887	297.5
10	1'32.730	26.033	20.783	24.967	20.947	296.7
11	1'32.857	25.968	20.996	25.052	20.841	300.0
12	1'32.602	25.945	20.770	25.027	20.860	297.5
13	1'32.599	25.913	20.738	25.121	20.827	298.3
14	1'33.128	25.940	21.003	25.072	21.113	299.1
15	1'32.470 *	25.965	20.769	24.914	20.822*	296.7
16	1'32.305	25.905	20.632	24.956	20.812	295.0
17	1'32.458	25.866	20.865	24.934	20.793	297.5
18	1'32.521	25.851	20.797	24.997	20.876	298.3
19	1'32.455	25.830	20.810	24.990	20.825	297.5
20	1'32.319	25.935	20.650	24.977	20.757	300.0
21	1'32.749	26.174	20.784	24.987	20.804	295.0

Fastest Lap: Francesco BAGNAIA Ducati Lenovo Team ITA 1'30.877 25.504 20.312 24.637 20.424

These data/results cannot be reproduced, stored and/or transmitted in whole or in part by any manner of electronic, mechanical, photocopying, recording, broadcasting or otherwise now known or herein after developed without the previous express consent by the copyright owner, except for reproduction in daily press and regular printed publications on sale to the public within 60 days of the event related to those data/results and always provided that copyright symbol appears together as follows below.
© DORNA, 2024



Race

MotoGP

Lap	Lap Time	T1	T2	T3	T4	Speed	Lap	Lap Time	T1	T2	T3	T4	Speed
22	1'32.427	25.859	20.703	24.980	20.885	295.8	12	1'32.542	26.015	20.640	25.062	20.825	295.0
23	1'32.541	25.939	20.742	25.030	20.830	295.0	13	1'32.640	25.961	20.634	25.159	20.886	297.5
24	1'33.285	25.847	20.694	25.833	20.911	297.5	14	1'33.299	26.013	20.871	25.141	21.274	297.5
25	1'32.784	26.088	20.723	25.143	20.830	293.4	15	1'32.913 *	26.282	20.646	25.150	20.835*	296.7
26	1'32.530	25.890	20.708	25.004	20.928	295.0	16	1'32.617 *	25.990	20.602	25.305	20.720*	296.7
27	1'33.703	26.130	21.312	25.180	21.081	296.7	17	1'37.353 *	30.918	20.586	25.057	20.792*	296.7

14th 49 **Fabio DI GIANNANTONI** DUCATI ITA
 Pertamina Enduro VR46 Racing Team

Runs=1 Total laps=27 Full laps=26 Valid laps=21

Run #	1	Front Tyre	Slick-Medium	Rear Tyre	Slick-Medium	Speed
		New Tyre		New Tyre		
1	1'40.320 *	32.710	21.365	25.301	20.944*	297.5
2	1'32.943	26.063	20.951	25.098	20.831	299.1
3	1'33.124	26.314	20.989	25.069	20.752	300.0
4	1'32.375	25.926	20.735	25.014	20.700	297.5
5	1'32.233	25.858	20.642	25.051	20.682	296.7
6	1'32.468	25.916	20.724	25.071	20.757	294.2
7	1'33.124	26.131	21.077	25.087	20.829	299.1
8	1'32.742	26.013	20.728	25.121	20.880	296.7
9	1'32.840	26.027	20.786	25.023	21.004	298.3
10	1'32.786	25.951	20.910	25.092	20.833	295.8
11	1'32.574	25.953	20.771	25.010	20.840	298.3
12	1'32.616 *	25.964	20.692	25.136	20.824*	298.3
13	1'32.577 *	25.986	20.782	25.098	20.711*	295.8
14	1'33.532 *	25.803	21.257	25.198	21.274*	298.3
15	1'32.202	25.781	20.691	25.033	20.697	296.7
16	1'32.257	25.823	20.710	25.018	20.706	295.0
17	1'32.530	25.920	20.690	25.111	20.809	295.8
18	1'32.664 *	25.855	20.753	25.329*	20.727	295.0
19	1'32.289	25.872	20.677	25.005	20.735	295.8
20	1'32.294	25.857	20.624	25.026	20.787	295.8
21	1'32.164	25.833	20.624	25.022	20.685	295.8
22	1'32.182	25.788	20.621	25.074	20.699	296.7
23	1'32.832 *	25.856	20.678	25.426*	20.872	296.7
24	1'32.245	25.793	20.625	25.096	20.731	295.8
25	1'37.076	26.323	21.083	28.825	20.845	293.4
26	1'32.366	25.922	20.624	25.068	20.752	295.8
27	1'32.693	25.968	20.654	25.201	20.870	294.2

15th 5 **Johann ZARCO** HONDA FRA
 CASTROL Honda LCR

Runs=1 Total laps=27 Full laps=26 Valid laps=22

Run #	1	Front Tyre	Slick-Medium	Rear Tyre	Slick-Medium	Speed
		New Tyre		New Tyre		
1	1'41.299	33.091	21.511	25.519	21.178	292.6
2	1'32.703	26.258	20.610	25.100	20.735	296.7
3	1'32.951	25.983	20.853	25.289	20.826	297.5
4	1'33.401 *	25.939	20.833	25.296	21.333*	294.2
5	1'32.591	26.098	20.611	25.141	20.741	294.2
6	1'32.727	26.140	20.691	25.133	20.763	295.8
7	1'32.734	26.137	20.638	25.163	20.796	295.8
8	1'32.744	26.216	20.621	25.152	20.755	294.2
9	1'32.174	25.925	20.574	24.961	20.714	295.8
10	1'32.393	25.996	20.587	24.994	20.816	296.7
11	1'32.597	26.068	20.642	25.122	20.765	296.7

16th 43 **Jack MILLER** KTM AUS
 Red Bull KTM Factory Racing

Runs=1 Total laps=27 Full laps=26 Valid laps=25

Run #	1	Front Tyre	Slick-Medium	Rear Tyre	Slick-Medium	Speed
		New Tyre		New Tyre		
1	1'39.675	32.622	20.948	25.279	20.826	300.0
2	1'32.784	26.348	20.635	25.202	20.599	297.5
3	1'32.415	26.086	20.631	25.030	20.668	298.3
4	1'32.278	26.017	20.566	25.032	20.663	298.3
5	1'33.124	26.057	20.534	25.411	21.122	296.7
6	1'32.671	26.177	20.582	25.109	20.803	297.5
7	1'33.208 *	26.491	20.687	25.295*	20.735	299.1
8	1'32.682	26.079	20.650	25.205	20.748	296.7
9	1'32.824	26.182	20.591	25.296	20.755	296.7
10	1'32.764	26.139	20.545	25.213	20.867	295.8
11	1'32.660	26.146	20.513	25.299	20.702	295.0
12	1'32.732	26.168	20.543	25.292	20.729	296.7
13	1'32.620	26.052	20.566	25.270	20.732	295.8
14	1'34.204	26.101	21.056	25.321	21.726	295.0
15	1'32.830	26.264	20.618	25.181	20.767	300.0
16	1'32.674	26.067	20.641	25.255	20.711	298.3
17	1'33.175	26.037	20.540	25.789	20.809	298.3
18	1'32.757	26.093	20.651	25.324	20.689	299.1
19	1'32.604	26.055	20.634	25.244	20.671	299.1
20	1'32.703	26.127	20.558	25.323	20.695	296.7
21	1'32.555	26.050	20.655	25.225	20.625	296.7
22	1'32.926	25.988	20.573	25.507	20.858	297.5
23	1'32.712	26.152	20.658	25.141	20.761	300.0
24	1'32.957	26.123	20.659	25.371	20.804	297.5
25	1'32.716	26.115	20.567	25.268	20.766	298.3
26	1'32.663	26.140	20.644	25.125	20.754	300.8
27	1'35.194	26.157	20.684	25.253	23.100	299.1

17th 30 **Takaaki NAKAGAMI** HONDA JPN
 IDEMITSU Honda LCR

Runs=1 Total laps=27 Full laps=26 Valid laps=24

Run #	1	Front Tyre	Slick-Medium	Rear Tyre	Slick-Medium	Speed
		New Tyre		New Tyre		
1	1'41.616	33.518	21.504	25.462	21.132	295.8

Fastest Lap: Francesco BAGNAIA Ducati Lenovo Team ITA 1'30.877 25.504 20.312 24.637 20.424

These data/results cannot be reproduced, stored and/or transmitted in whole or in part by any manner of electronic, mechanical, photocopying, recording, broadcasting or otherwise now known or herein after developed without the previous express consent by the copyright owner, except for reproduction in daily press and regular printed publications on sale to the public within 60 days of the event related to those data/results and always provided that copyright symbol appears together as follows below.
 © DORNA, 2024



Race

MotoGP

Lap	Lap Time	T1	T2	T3	T4	Speed	Lap	Lap Time	T1	T2	T3	T4	Speed
2	1'33.972	26.756	21.096	25.182	20.938	295.8	25	1'34.132	26.126	20.687	26.318	21.001	293.4
3	1'33.063	26.196	20.937	25.052	20.878	295.0	26	1'33.445	26.159	20.703	25.625	20.958	292.6
4	1'32.721	26.035	20.694	25.171	20.821	292.6	27	1'33.440	26.190	20.663	25.647	20.940	291.1
5	1'32.966	26.005	20.814	25.216	20.931	295.0							
6	1'32.730	26.054	20.764	25.186	20.726	294.2							
7	1'33.062 *	26.201	20.720	25.260 *	20.881	294.2							
8	1'32.786	26.143	20.740	25.116	20.787	294.2							
9	1'32.974	26.062	20.870	25.126	20.916	294.2							
10	1'32.998	26.066	20.841	25.262	20.829	293.4							
11	1'32.721	26.121	20.632	25.174	20.794	295.8							
12	1'33.174	26.068	20.837	25.232	21.037	296.7							
13	1'32.911	26.109	20.731	25.152	20.919	296.7							
14	1'33.443	26.221	20.798	25.421	21.003	292.6							
15	1'32.874	26.120	20.754	25.159	20.841	292.6							
16	1'32.682	26.050	20.715	25.136	20.781	292.6							
17	1'32.808	26.121	20.694	25.083	20.910	292.6							
18	1'32.825 *	26.005	20.795	25.110	20.915 *	291.8							
19	1'33.221	26.434	20.783	25.111	20.893	293.4							
20	1'32.582	25.972	20.738	24.993	20.879	293.4							
21	1'32.726	25.967	20.896	25.144	20.719	292.6							
22	1'32.859	25.936	20.767	25.225	20.931	294.2							
23	1'32.861	26.088	20.775	25.162	20.836	292.6							
24	1'32.645	26.008	20.733	25.089	20.815	293.4							
25	1'33.335	26.408	20.724	25.320	20.883	291.8							
26	1'33.469	26.265	20.794	25.296	21.114	292.6							
27	1'35.023	26.236	20.917	26.054	21.816	288.7							

19th 33 Brad BINDER KTM RSA
 Red Bull KTM Factory Racing
 Runs=1 Total laps=27 Full laps=26 Valid laps=23

Run #	1	Front Tyre	Slick-Medium	Rear Tyre	Slick-Medium	Speed
			New Tyre			
1	1'37.597	31.122	20.915	24.963	20.597	297.5
2	2'20.890 *	1'06.006	27.187	26.467	21.230 *	292.6
3	1'34.069	26.545	20.755	25.708	21.061	293.4
4	1'33.216	26.285	20.680	25.464	20.787	292.6
5	1'32.646	26.046	20.553	25.318	20.729	293.4
6	1'32.837	26.120	20.512	25.382	20.823	290.3
7	1'35.003 *	26.175	20.654	27.073 *	21.101	292.6
8	1'33.536	26.043	20.453	25.193	21.847	293.4
9	1'32.691	26.010	20.517	25.403	20.761	295.0
10	1'33.057	26.031	20.582	25.692	20.752	293.4
11	1'32.535	25.958	20.511	25.291	20.775	293.4
12	1'32.491	25.951	20.419	25.298	20.823	295.8
13	1'32.482 *	26.053	20.428	25.254	20.747 *	293.4
14	1'33.198	25.944	20.996	25.481	20.777	294.2
15	1'32.426	25.995	20.441	25.247	20.743	294.2
16	1'32.621	26.001	20.536	25.386	20.698	295.0
17	1'32.529	25.960	20.529	25.295	20.745	294.2
18	1'32.916	26.126	20.493	25.476	20.821	291.1
19	1'33.126	26.038	21.059	25.245	20.784	295.0
20	1'32.604	26.076	20.373	25.421	20.734	294.2
21	1'32.419	26.019	20.494	25.279	20.627	292.6
22	1'32.434	25.972	20.516	25.247	20.699	293.4
23	1'32.228	25.925	20.470	25.119	20.714	295.0
24	1'32.532	25.973	20.460	25.301	20.798	295.0
25	1'32.310	25.970	20.497	25.171	20.672	293.4
26	1'32.699	26.008	20.593	25.357	20.741	294.2
27	1'33.479	26.154	20.641	25.456	21.228	295.0

18th 37 Augusto FERNANDEZ KTM SPA
 Red Bull GASGAS Tech3
 Runs=1 Total laps=27 Full laps=26 Valid laps=24

Run #	1	Front Tyre	Slick-Medium	Rear Tyre	Slick-Medium	Speed
			New Tyre			
1	1'40.577	* 32.859	21.471	25.428	20.819 *	296.7
2	1'33.200	26.076	20.839	25.555	20.730	292.6
3	1'32.908	26.068	20.862	25.244	20.734	298.3
4	1'33.096	26.002	20.806	25.469	20.819	295.8
5	1'33.022	26.006	20.628	25.495	20.893	295.0
6	1'32.648	26.098	20.644	25.178	20.728	295.8
7	1'32.775	26.084	20.633	25.277	20.781	295.8
8	1'33.496	26.576	20.761	25.340	20.819	296.7
9	1'33.000	26.121	20.704	25.316	20.859	294.2
10	1'32.975	26.095	20.667	25.401	20.812	295.8
11	1'33.481	26.057	20.638	25.925	20.861	295.0
12	1'33.381	26.187	20.787	25.490	20.917	297.5
13	1'33.014	26.095	20.658	25.371	20.890	295.8
14	1'33.729 *	26.170	20.674	25.901	20.984 *	294.2
15	1'33.221	26.130	20.910	25.410	20.771	295.8
16	1'33.084	26.005	20.882	25.413	20.784	295.8
17	1'33.092	26.025	20.762	25.422	20.883	297.5
18	1'32.646	25.979	20.562	25.312	20.793	298.3
19	1'32.717	26.028	20.661	25.278	20.750	298.3
20	1'32.848 *	26.016	20.570	25.430 *	20.832	296.7
21	1'33.397	25.946	20.714	25.911	20.826	295.0
22	1'33.141	26.011	20.775	25.510	20.845	295.0
23	1'32.984	26.036	20.693	25.457	20.798	294.2
24	1'32.959	26.086	20.581	25.398	20.894	295.8

20th 1 Francesco BAGNAIA DUCATI ITA
 Ducati Lenovo Team
 Runs=1 Total laps=20 Full laps=19 Valid laps=18

Run #	1	Front Tyre	Slick-Medium	Rear Tyre	Slick-Medium	Speed
			New Tyre			
1	1'36.637	30.321	20.717	24.961	20.638	295.8
2	1'31.757	25.693	20.563	24.756	20.745	295.8
3	1'31.805 *	25.983	20.467	24.787	20.568 *	297.5
4	1'31.872	25.690	20.751	24.853	20.578	297.5
5	1'32.034	25.696	20.509	25.333	20.496	300.0
6	1'31.524	25.825	20.408	24.752	20.539	299.1
7	1'31.665	25.803	20.419	24.806	20.637	299.1
8	1'31.658	25.813	20.474	24.856	20.515	297.5
9	1'31.756	25.795	20.403	24.989	20.569	298.3
10	1'31.779	25.788	20.464	24.845	20.682	298.3
11	1'31.905	25.899	20.492	24.946	20.568	297.5
12	1'31.428	25.698	20.361	24.768	20.601	299.1
13	1'31.320	25.641	20.372	24.772	20.535	298.3
14	1'31.063	25.536	20.348	24.656	20.523	300.0

Fastest Lap: Francesco BAGNAIA Ducati Lenovo Team ITA **1'30.877** 25.504 20.312 24.637 20.424

These data/results cannot be reproduced, stored and/or transmitted in whole or in part by any manner of electronic, mechanical, photocopying, recording, broadcasting or otherwise now known or herein after developed without the previous express consent by the copyright owner, except for reproduction in daily press and regular printed publications on sale to the public within 60 days of the event related to those data/results and always provided that copyright symbol appears together as follows below.
 © DORNA, 2024



Race

MotoGP

Lap	Lap Time	T1	T2	T3	T4	Speed	Lap	Lap Time	T1	T2	T3	T4	Speed
15	1'30.939	25.522	20.308	24.653	20.456	300.0							
16	1'30.877	25.504	20.312	24.637	20.424	300.0							
17	1'31.207	25.606	20.376	24.706	20.519	299.1							
18	1'30.997	25.543	20.261	24.738	20.455	300.0							
19	1'31.463	25.876	20.374	24.715	20.498	300.0							
20	1'31.027	25.619	20.297	24.649	20.462	300.0							
	unfinished	25.504											

21st 31 **Pedro ACOSTA** KTM SPA
 Red Bull GASGAS Tech3
 Runs=1 Total laps=8 Full laps=7 Valid laps=5

Run #	1	Front Tyre	Slick-Medium	Rear Tyre	Slick-Medium	New Tyre	New Tyre
1	1'37.996	31.304	20.871	25.133	20.688	299.1	
2	1'31.705	25.741	20.519	24.776	20.669	297.5	
3	1'31.401 *	25.635	20.458	24.790	20.518*	298.3	
4	1'31.585	25.598	20.651	24.772	20.564	297.5	
5	1'31.840	25.692	20.438	25.061	20.649	300.0	
6	1'31.616	25.697	20.533	24.841	20.545	297.5	
7	1'31.764	25.870	20.470	24.777	20.647	298.3	
8	1'31.773 *	25.798	20.547	24.839*	20.589	296.7	
	unfinished	25.863	20.514	24.896		295.8	

Fastest Lap: Francesco BAGNAIA Ducati Lenovo Team ITA **1'30.877** 25.504 20.312 24.637 20.424

These data/results cannot be reproduced, stored and/or transmitted in whole or in part by any manner of electronic, mechanical, photocopying, recording, broadcasting or otherwise now known or herein after developed without the previous express consent by the copyright owner, except for reproduction in daily press and regular printed publications on sale to the public within 60 days of the event related to those data/results and always provided that copyright symbol appears together as follows below.
 © DORNA, 2024

Official MotoGP Timing by **TISSOT**
 www.motogp.com



Misano Adriatico, Sunday, September 22, 2024 Page 7 of 7

Num Lap Time Gap

72	1'31.806	6.206
20	1'32.045	8.082
21	1'31.826	8.497
12	1'31.446	11.005
41	1'31.616	11.641
73	1'32.358	15.930
88	1'32.992	20.994
49	1'33.532	21.373
25	1'33.128	21.560
43	1'34.204	21.760
5	1'33.299	21.914
36	1'32.213	22.663
10	1'32.327	23.003
30	1'33.443	26.256
37	1'33.729	26.421
33	1'33.198	1'11.367

Lap 15

89	1'31.340	
23	1'31.317	0.642
1	1'30.939	2.921
93	1'31.611	5.396
72	1'31.604	6.470
20	1'31.623	8.365
21	1'31.747	8.904
12	1'31.411	11.076
41	1'31.437	11.738
73	1'32.003	16.593
88	1'32.112	21.766
49	1'32.202	22.235
25	1'32.470	22.690
43	1'32.830	23.250
5	1'32.913	23.487
36	1'32.371	23.694
10	1'32.482	24.145
30	1'32.874	27.790
37	1'33.221	28.302
33	1'32.426	1'12.453

Lap 16

89	1'31.280	
23	1'31.373	0.735
1	1'30.877	2.518
93	1'31.489	5.605
72	1'31.435	6.625
20	1'31.802	8.887
21	1'31.754	9.378
12	1'31.454	11.250
41	1'31.587	12.045
73	1'32.018	17.331
88	1'32.338	22.824
49	1'32.257	23.212
25	1'32.305	23.715
43	1'32.674	24.644
5	1'32.617	24.824
36	1'32.602	25.016
10	1'32.562	25.427
30	1'32.682	29.192
37	1'33.084	30.106
33	1'32.621	1'13.794

Lap 17

89	1'31.420	
23	1'31.099	0.414
1	1'31.207	2.305
93	1'31.606	5.791
72	1'31.789	6.994
20	1'31.785	9.252
21	1'32.025	9.983
12	1'31.706	11.536

41	1'31.842	12.467
73	1'32.306	18.217
88	1'32.291	23.695
49	1'32.530	24.322
25	1'32.458	24.753
36	1'32.499	26.095
43	1'33.175	26.399
10	1'32.582	26.589
30	1'32.808	30.580
5	1'37.353	30.757
37	1'33.092	31.778
33	1'32.529	1'14.903

Lap 18

89	1'31.150	
23	1'31.188	0.452
1	1'30.997	2.152
93	1'31.563	6.204
72	1'31.740	7.584
20	1'31.833	9.935
21	1'32.224	11.057
12	1'31.763	12.149
41	1'32.099	13.416
73	1'32.201	19.268
88	1'32.452	24.997
49	1'32.664	25.836
25	1'32.521	26.124
36	1'32.048	26.993
43	1'32.757	28.006
10	1'32.820	28.259
30	1'32.825	32.255
5	1'32.700	32.307
37	1'32.646	33.274
33	1'32.916	1'16.669

Lap 19

89	1'31.281	
23	1'31.197	0.368
1	1'31.463	2.334
93	1'31.632	6.555
72	1'31.483	7.786
20	1'32.050	10.704
21	1'31.804	11.580
12	1'31.619	12.487
41	1'32.207	14.342
73	1'32.326	20.313
88	1'32.474	26.190
49	1'32.289	26.844
25	1'32.455	27.298
36	1'32.220	27.932
43	1'32.604	29.329
10	1'32.679	29.657
5	1'32.675	33.701
30	1'33.221	34.195
37	1'32.717	34.710
33	1'33.126	1'18.514

Lap 20

89	1'31.240	
23	1'31.166	0.294
1	1'31.027	2.121
93	1'31.488	6.803
72	1'31.595	8.141
20	1'31.909	11.373
21	1'31.435	11.775
12	1'31.640	12.887
41	1'32.028	15.130
73	1'32.119	21.192
88	1'32.213	27.163
49	1'32.294	27.898

25	1'32.319	28.377
36	1'31.972	28.664
43	1'32.703	30.792
10	1'32.716	31.133
5	1'32.283	34.744
30	1'32.582	35.537
37	1'32.848	36.318
33	1'32.604	1'19.878

Lap 21

89	1'31.498	
23	1'31.501	0.297
93	1'31.518	6.823
72	1'31.832	8.475
20	1'31.866	11.741
21	1'31.898	12.175
12	1'31.752	13.141
41	1'33.095	16.727
73	1'32.394	22.088
88	1'32.414	28.079
49	1'32.164	28.564
25	1'32.749	29.628
36	1'32.595	29.761
43	1'32.555	31.849
10	1'32.459	32.094
5	1'32.305	35.551
30	1'32.726	36.765
37	1'33.397	38.217
33	1'32.419	1'20.799

Lap 22

89	1'31.483	
23	1'31.429	0.243
93	1'31.507	6.847
72	1'31.769	8.761
20	1'31.770	12.028
21	1'31.772	12.464
12	1'31.792	13.450
41	1'32.630	17.874
73	1'32.470	23.075
88	1'32.079	28.675
49	1'32.182	29.263
25	1'32.427	30.572
36	1'32.398	30.676
10	1'32.272	32.883
43	1'32.926	33.292
5	1'32.063	36.131
30	1'32.859	38.141
37	1'33.141	39.875
33	1'32.434	1'21.750

Lap 23

89	1'31.582	
23	1'31.535	0.196
93	1'31.823	7.088
72	1'31.636	8.815
20	1'31.899	12.345
21	1'31.744	12.626
12	1'31.809	13.677
41	1'32.813	19.105
73	1'32.690	24.183
88	1'32.612	29.705
49	1'32.832	30.513
25	1'32.541	31.531
36	1'32.590	31.684
10	1'32.110	33.411
43	1'32.712	34.422
5	1'32.146	36.695
30	1'32.861	39.420
37	1'32.984	41.277

33	1'32.228	1'22.396
----	----------	----------

Lap 24

89	1'31.462	
23	1'31.518	0.252
93	1'31.854	7.480
72	1'31.873	9.226
20	1'31.779	12.662
21	1'31.759	12.923
12	1'31.804	14.019
41	1'32.601	20.244
73	1'32.529	25.250
88	1'32.239	30.482
49	1'32.245	31.296
36	1'32.305	32.527
25	1'33.285	33.354
10	1'32.018	33.967
43	1'32.957	35.917
5	1'32.429	37.662
30	1'32.645	40.603
37	1'32.959	42.774
33	1'32.532	1'23.466

Lap 25

89	1'31.815	
23	1'31.749	0.186
93	1'31.777	7.442
72	1'31.898	9.309
20	1'31.841	12.688
21	1'31.827	12.935
12	1'31.885	14.089
41	1'32.948	21.377
73	1'32.992	26.427
88	1'32.706	31.373
36	1'32.145	32.857
25	1'32.784	34.323
10	1'32.332	34.484
49	1'37.076	36.557
43	1'32.716	36.818
5	1'31.977	37.824
30	1'33.335	42.123
37	1'34.132	45.091
33	1'32.310	1'23.961

Lap 26

89	1'31.678	
23	1'31.639	0.147
93	1'31.930	7.694
72	1'31.979	9.610
20	1'31.710	12.720
21	1'32.494	13.751
12	1'32.497	14.908
41	1'32.656	22.355
73	1'32.753	27.502
88	1'32.735	32.430
36	1'32.213	33.392
25	1'32.530	35.175
10	1'32.443	35.249
49	1'32.366	37.245
43	1'32.663	37.803
5	1'31.905	38.051
30	1'33.469	43.914
37	1'33.445	46.858
33	1'32.699	1'24.982

Lap 27

23	1'32.396	
89	1'37.545	5.002
93	1'32.697	7.848
72	1'32.133	9.200

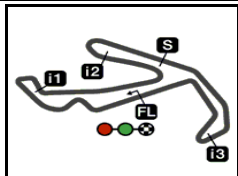
Lapped rider

These data/results cannot be reproduced, stored and/or transmitted in whole or in part by any manner of electronic, mechanical, photocopying, recording, broadcasting or otherwise now known or herein after developed without the previous express consent by the copyright owner, except for reproduction in daily press and regular printed publications on sale to the public within 60 days of the event related to those data/results and always provided that copyright symbol appears together as follows below.

© DORNA, 2024

Official MotoGP Timing by TISSOT
www.motogp.com





4226 m.

GRAN PREMIO PRAMAC DELL'EMILIA-ROMAGNA

MotoGP™

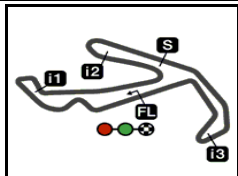
36

2024 Rookie of the Year Classification

Rider	Points	Leader	Prev	QAT	POR	AME	SPA	FRA	CAT	ITA	NED	GER	GBR	AUT	ARA	RSM	EMI	INA	JPN	AUS	THA	MAL	VAL	
1 ACOSTA Pedro [SPA]	157			9	19	26	15	4	10	18	-	9	12	3	23	4	5							
				2 7	3 16	6 20	9 6	4 -	7 3	7 11	- -	- 9	5 7	- 3	7 16	4 -	5							

These data/results cannot be reproduced, stored and/or transmitted in whole or in part by any manner of electronic, mechanical, photocopying, recording, broadcasting or otherwise now known or herein after developed without the previous express consent by the copyright owner, except for reproduction in daily press and regular printed publications on sale to the public within 60 days of the event related to those data/results and always provided that copyright symbol appears together as follows below.
© DORNA, 2024





4226 m.

GRAN PREMIO PRAMAC DELL'EMILIA-ROMAGNA

MotoGP™

2024 Independent Team Classification

36

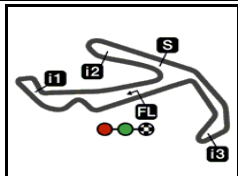
Rider	Points	Leader	Prev	QAT	POR	AME	SPA	FRA	CAT	ITA	NED	GER	GBR	AUT	ARA	RSM	EMI	INA	JPN	AUS	THA	MAL	VAL	
1 MARTIN Jorge [SPA]	341			28 12 16	32 7 25	20 7 13	12 12 -	37 12 25	26 6 20	16 - 16	29 9 20	12 12 -	29 9 20	29 9 20	29 9 20	13 12 1	29 9 20							
2 MARQUEZ Marc [SPA]	281	60	60	18 5 13	9 9 -	9 9 -	24 4 20	29 9 20	25 9 16	22 9 13	6 - 6	24 4 20	13 - 13	13 - 13	37 12 25	30 5 25	22 6 16							
3 ACOSTA Pedro [SPA]	157	184	124	9 2 7	19 3 16	26 6 20	15 9 6	4 4 -	10 7 3	18 7 11	- - -	9 - 9	12 5 7	3 - 3	23 7 16	4 4 -	5 5							
4 MARQUEZ Alex [SPA]	121	220	36	13 3 10	- - -	1 - 1	13 - 13	6 - 6	9 - 9	9 2 7	11 2 9	17 1 16	13 4 9	6 - 6	6 6 -	10 - 10	7 - 7							
5 DI GIANNANTONIO Fabio [ITA]	121	220	0	9 - 9	6 - 6	10 - 10	9 - 9	13 3 10	15 4 11	12 3 9	18 5 13	- - -	12 1 11	- - -	8 - 8	7 - 7	2 - 2							
6 BEZZECCHI Marco [ITA]	108	233	13	2 - 2	10 - 10	8 - 8	16 - 16	- - -	6 1 5	3 - 3	- - -	8 - 8	8 - 8	12 2 10	9 - 9	11 - 11	15 2 13							
7 MORBIDELLI Franco [ITA]	102	239	6	- - -	- - -	- - -	6 6 -	9 - 9	- - -	16 6 10	8 1 7	16 5 11	6 - 6	12 4 8	10 - 10	7 7 -	12 1 11							
8 OLIVEIRA Miguel [POR]	71	270	31	1 - 1	7 - 7	5 - 5	10 2 8	- - -	6 - 6	2 - 2	1 - 1	19 9 10	- - -	4 - 4	5 5 -	5 - 5	6 - 6							
9 FERNANDEZ Raul [SPA]	49	292	22	- - -	- - -	7 1 6	5 - 5	6 1 5	10 - 10	4 - 4	8 - 8	6 - 6	- - -	- - -	- - -	- - -	3 - 3							
10 ZARCO Johann [FRA]	22	319	27	4 - 4	1 - 1	- - -	- - -	4 - 4	- - -	- - -	3 - 3	- - -	2 - 2	- - -	3 - 3	4 - 4	1 - 1							
11 NAKAGAMI Takaaki [JPN]	21	320	1	- - -	2 - 2	- - -	2 - 2	2 - 2	2 - 2	- - -	- - -	2 - 2	1 - 1	2 - 2	5 - 5	3 - 3	- -							
12 FERNANDEZ Augusto [SPA]	20	321	1	- - -	5 - 5	2 - 2	3 3 -	3 - 3	- - -	- - -	2 - 2	- - -	- - -	1 - 1	4 - 4	- - -	- -							

These data/results cannot be reproduced, stored and/or transmitted in whole or in part by any manner of electronic, mechanical, photocopying, recording, broadcasting or otherwise now known or herein after developed without the previous express consent by the copyright owner, except for reproduction in daily press and regular printed publications on sale to the public within 60 days of the event related to those data/results and always provided that copyright symbol appears together as follows below.
© DORNA, 2024

Official MotoGP Timing by TISSOT
www.motogp.com



Misano Adriatico, Sunday, September 22, 2024



4226 m.

GRAN PREMIO PRAMAC DELL'EMILIA-ROMAGNA

MotoGP™

36

2024 Independent Team Classification

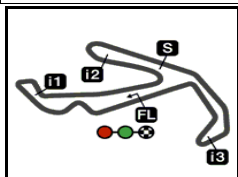
Team	Points	Leader	Previous	QAT	POR	AME	SPA	FRA	CAT	ITA	NED	GER	GBR	AUT	ARA	RSM	EMI	INA	JPN	AUS	THA	MAL	VAL	
1 PRIMA PRAMAC RACING	443			28	32	20	18	46	26	32	37	28	35	41	39	20	41							
2 GRESINI RACING MOTOGP	402	41	41	31	9	10	37	35	34	31	17	41	26	19	43	40	29							
3 PERTAMINA ENDURO VR46 RACING TE	229	214	173	11	16	18	25	13	21	15	18	8	20	12	17	18	17							
4 RED BULL GASGAS TECH3	177	266	52	9	24	28	18	7	10	18	2	9	12	4	27	4	5							
5 TRACKHOUSE RACING	120	323	57	1	7	12	15	6	16	6	9	25	-	4	5	5	9							
6 LCR HONDA	43	400	77	4	3	-	2	6	2	-	3	2	3	2	8	7	1							

These data/results cannot be reproduced, stored and/or transmitted in whole or in part by any manner of electronic, mechanical, photocopying, recording, broadcasting or otherwise now known or herein after developed without the previous express consent by the copyright owner, except for reproduction in daily press and regular printed publications on sale to the public within 60 days of the event related to those data/results and always provided that copyright symbol appears together as follows below.
© DORNA, 2024

Official MotoGP Timing by **TISSOT**
www.motogp.com



Misano Adriatico, Sunday, September 22, 2024



4226 m.

After the **GRAN PREMIO PRAMAC DELL'EMILIA-ROMAGNA****MotoGP™****2024 Riders Performance**

(Qualifying Position / Sprint Starting Position - Sprint Position / Race Starting Position - Race Position)

37

Rider	Points	QAT	POR	AME	SPA	FRA	CAT	ITA	NED	GER	GBR	AUT	ARA	RSM	EMI	INA	JPN	AUS	THA	MAL	VAL
1 MARTIN Jorge	341	1	3	6	3	1	7	1	2	1	4	1	4	4	2						
		1-1	3-3	6-3	3-1	1-1	7-4	1-NC	2-2	1-1	4-2	1-2	4-2	4-1	2-2						
		1-3	3-1	6-4	3-NC	1-1	7-2	1-3	5-2	1-NC	4-2	1-2	4-2	4-15	2-2						
2 BAGNAIA Francesco	317	5	4	4	7	2	2	2	1	4	2	2	3	1	1						
		5-4	4-4	4-8	7-NC	2-NC	2-NC	2-1	1-1	4-3	2-NC	2-1	3-9	1-2	1-1						
		5-1	4-NC	4-5	7-1	2-3	2-1	5-1	1-1	4-1	2-3	2-1	3-NC	1-2	1-NC						
3 BASTIANINI Enea	282	3	1	5	9	10	11	5	11	9	3	7	14	8	3						
		3-6	1-6	5-6	9-NC	10-4	11-5	5-NC	11-4	9-4	3-1	7-4	14-7	8-4	3-3						
		3-5	1-2	5-3	9-5	10-4	11-18	4-2	10-3	9-4	3-1	7-3	14-5	8-3	3-1						
4 MARQUEZ Marc	281	6	8	3	1	13	14	4	7	13	7	3	1	9	7						
		6-5	8-2	3-2	1-6	13-2	14-2	4-2	7-NC	13-6	7-NC	3-NC	1-1	9-5	7-4						
		6-4	8-16	3-NC	1-2	13-2	14-3	3-4	6-10	13-2	7-4	3-4	1-1	9-1	7-3						
5 BINDER Brad	165	4	10	17	4	22	4	13	9	11	6	12	7	6	4						
		4-2	10-NC	17-12	4-NC	22-15	4-NC	13-6	9-6	11-8	6-4	12-7	7-6	6-7	4-6						
		4-2	10-4	17-9	4-6	22-8	4-8	13-10	8-6	11-9	6-NL	12-5	7-4	6-4	4-19						
6 ACOSTA Pedro	157	8	7	2	10	7	5	7	10	10	9	14	2	5	5						
		8-8	7-7	2-4	10-2	7-6	5-3	7-3	10-10	10-22	9-5	14-10	2-3	5-6	5-5						
		8-9	7-3	2-2	10-10	7-NC	5-13	7-5	9-NC	10-7	9-9	14-13	2-3	5-17	5-NC						
7 VIÑALES Maverick	149	10	2	1	11	3	12	3	3	7	8	6	12	11	8						
		10-9	2-1	1-1	11-NC	3-3	12-8	3-5	3-3	7-7	8-8	6-11	12-19	11-11	8-10						
		10-10	2-NC	1-1	11-9	3-5	12-12	2-8	2-5	7-12	8-13	6-7	12-NC	11-16	8-6						
8 ESPARGARO Aleix	127	2	13	7	12	6	1	9	5	-	1	4	11	13	11						
		2-3	13-8	7-5	12-NL	6-5	1-1	9-9	5-NC	-	1-3	4-3	11-NL	13-12	11-12						
		2-8	13-8	7-7	12-NC	6-9	1-4	9-11	-	-	1-6	4-9	11-10	13-NC	11-8						
9 MARQUEZ Alex	121	9	12	12	6	17	13	8	4	5	5	11	5	7	21						
		9-7	12-13	12-14	6-NC	17-14	13-14	8-8	4-8	5-9	5-6	11-20	5-4	7-10	21-13						
		9-6	12-NC	12-15	6-4	17-10	13-7	8-9	3-7	5-3	5-7	11-10	5-NC	7-6	21-9						

NC=Not classified NL=Not finished first lap NP=Not started race re-start N2=Not finished first lap race re-start EX=Excluded NS=Not Started DS=Disqualified

These data/results cannot be reproduced, stored and/or transmitted in whole or in part by any manner of electronic, mechanical, photocopying, recording, broadcasting or otherwise now known or herein after developed without the previous express consent by the copyright owner, except for reproduction in daily press and regular printed publications on sale to the public within 60 days of the event related to those data/results and always provided that copyright symbol appears together as follows below.
© DORNA, 2024

Rider	Points	QAT	POR	AME	SPA	FRA	CAT	ITA	NED	GER	GBR	AUT	ARA	RSM	EMI	INA	JPN	AUS	THA	MAL	VAL	
10 DI GIANNANTONIO Fabio	121	7	14	8	5	4	6	14	6	8	10	-	16	14	13							
		7-NC	14-NC	8-NL	5-13	4-7	6-6	14-7	6-5	8-12	10-9	-	16-15	14-NC	13-18							
		7-7	14-10	8-6	5-7	4-6	6-5	14-7	4-4	8-NC	10-5	-	16-8	14-9	13-14							
11 BEZZECCHI Marco	108	15	6	10	2	5	16	16	15	12	12	9	13	3	6							
		15-11	6-11	10-13	2-NC	5-NC	16-9	16-11	15-11	12-10	12-NL	9-8	13-10	3-NC	6-8							
		15-14	6-6	10-8	2-3	5-NC	16-11	16-13	14-NC	12-8	12-8	9-6	13-7	3-5	6-4							
12 MORBIDELLI Franco	102	22	17	9	8	9	10	6	8	6	13	8	6	2	10							
		22-20	17-16	9-10	8-4	9-12	10-11	6-4	8-9	6-5	13-NL	8-6	6-NC	2-3	10-9							
		22-18	17-18	9-NC	8-NC	9-7	10-NC	6-6	7-9	6-5	13-10	8-8	6-6	2-NC	10-5							
13 QUARTARARO Fabio	73	16	9	16	23	8	17	15	13	14	18	15	17	10	9							
		16-12	9-9	16-15	23-5	8-10	17-10	15-NC	13-7	14-13	18-11	15-12	17-8	10-9	9-7							
		16-11	9-7	16-12	23-15	8-NC	17-9	15-18	12-12	14-11	18-11	15-18	17-NC	10-7	9-7							
14 OLIVEIRA Miguel	71	14	15	14	14	12	15	11	17	2	15	13	8	18	12							
		14-13	15-12	14-11	14-8	12-11	15-NC	11-NC	17-12	2-2	15-10	13-13	8-5	18-15	12-11							
		14-15	15-9	14-11	14-8	12-NC	15-10	11-14	16-15	2-6	15-NL	13-12	8-NL	18-11	12-10							
15 MILLER Jack	58	11	5	11	15	11	9	19	14	16	11	5	15	12	19							
		11-10	5-5	11-7	15-14	11-8	9-7	19-12	14-13	16-11	11-7	5-5	15-13	12-8	19-14							
		11-21	5-5	11-13	15-NC	11-NC	9-NC	19-16	13-11	16-13	11-12	5-19	15-15	12-8	19-16							
16 FERNANDEZ Raul	49	12	16	13	17	14	3	12	12	3	14	20	9	19	14							
		12-14	16-10	13-9	17-12	14-9	3-NC	12-10	12-17	3-14	14-12	20-14	9-11	19-17	14-17							
		23-NC	16-NC	13-10	17-11	14-11	3-6	12-12	11-8	3-10	14-NL	20-NC	9-16	19-18	14-13							
17 ZARCO Johann	22	13	19	19	13	15	18	18	19	19	16	17	10	16	17							
		13-16	19-NC	19-NC	13-11	15-13	18-NC	18-15	19-16	19-17	16-14	17-15	10-NC	16-13	17-16							
		13-12	19-15	19-NC	13-NC	15-12	18-16	18-19	17-13	19-17	16-14	17-21	10-13	16-12	17-15							
18 NAKAGAMI Takaaki	21	19	21	21	24	19	20	23	23	17	21	22	18	22	20							
		19-19	21-17	21-NL	24-10	19-16	20-13	23-16	23-18	17-18	21-17	22-16	18-14	22-20	20-19							
		19-19	21-14	21-NC	24-14	19-14	20-14	23-NC	21-16	17-14	21-15	22-14	18-11	22-13	20-17							
19 MIR Joan	20	17	20	20	20	18	21	17	20	20	20	19	22	-	16							
		17-15	20-14	20-NC	20-9	18-NC	21-15	17-NC	20-14	20-21	20-16	19-19	22-18	-	16-21							
		17-13	20-12	20-NC	20-12	18-NC	21-15	17-NC	18-NC	20-18	20-NC	19-17	22-14	-	16-11							
20 FERNANDEZ Augusto	20	18	18	18	18	20	19	20	22	15	17	16	19	17	18							
		18-18	18-15	18-NL	18-7	20-17	19-17	20-17	22-15	15-16	17-13	16-NC	19-12	17-16	18-20							
		18-17	18-11	18-14	18-NC	20-13	19-NC	20-NC	20-14	15-16	17-16	16-15	19-12	17-NC	18-18							

NC=Not classified NL=Not finished first lap NP=Not started race re-start N2=Not finished first lap race re-start EX=Excluded NS=Not Started DS=Disqualified

These data/results cannot be reproduced, stored and/or transmitted in whole or in part by any manner of electronic, mechanical, photocopying, recording, broadcasting or otherwise now known or herein after developed without the previous express consent by the copyright owner, except for reproduction in daily press and regular printed publications on sale to the public within 60 days of the event related to those data/results and always provided that copyright symbol appears together as follows below.
© DORNA, 2024

Official MotoGP Timing by TISSOT
www.motogp.com



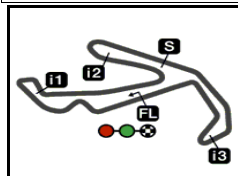
Rider	Points	QAT	POR	AME	SPA	FRA	CAT	ITA	NED	GER	GBR	AUT	ARA	RSM	EMI	INA	JPN	AUS	THA	MAL	VAL	
21 RINS Alex	15	20	11	15	25	16	8	10	16	-	-	21	21	20	22							
		20-17	11-NC	15-16	25-15	16-NC	8-12	10-13	16-19	-	-	21-NC	21-17	20-19	-							
		20-16	11-13	15-NC	25-13	16-15	8-20	10-15	15-NL	-	-	21-16	21-9	20-19	-							
22 ESPARGARO Pol	12	-	-	-	-	-	-	21	-	-	-	10	-	15	-							
		-	-	-	-	-	-	21-14	-	-	-	10-9	-	15-14	-							
		-	-	-	-	-	-	21-17	-	-	-	10-11	-	15-10	-							
23 PEDROSA Daniel	7	-	-	-	16	-	-	-	-	-	-	-	-	-	-							
		-	-	-	16-3	-	-	-	-	-	-	-	-	-	-	-						
		-	-	-	16-NC	-	-	-	-	-	-	-	-	-	-	-						
24 MARINI Luca	5	21	22	22	22	21	22	24	21	18	19	18	20	21	15							
		21-21	22-18	22-17	22-NC	21-18	22-16	24-19	21-NC	18-15	19-15	18-17	20-16	21-18	15-15							
		21-20	22-17	22-16	22-17	21-16	22-17	24-20	19-17	18-15	19-17	18-NC	23-17	-	15-12							
25 BRADL Stefan	2	-	-	-	19	-	23	-	-	21	-	23	-	23	-							
		-	-	-	19-NC	-	23-18	-	-	21-19	-	23-NC	-	23-NC	-							
		-	-	-	19-16	-	23-19	-	-	22-20	-	23-22	-	23-14	-							
26 GARDNER Remy	0	-	-	-	-	-	-	-	-	22	22	-	-	-	-							
		-	-	-	-	-	-	-	-	-	22-20	22-18	-	-	-	-						
		-	-	-	-	-	-	-	-	-	21-19	22-18	-	-	-	-						
27 SAVADORI Lorenzo	0	-	-	-	21	-	-	22	18	-	-	24	-	-	-							
		-	-	-	21-16	-	-	22-18	18-NC	-	-	24-18	-	-	-	-						
		-	-	-	21-NC	-	-	22-21	-	-	-	24-20	-	-	-	-						

NC=Not classified NL=Not finished first lap NP=Not started race re-start N2=Not finished first lap race re-start EX=Excluded NS=Not Started DS=Disqualified

These data/results cannot be reproduced, stored and/or transmitted in whole or in part by any manner of electronic, mechanical, photocopying, recording, broadcasting or otherwise now known or herein after developed without the previous express consent by the copyright owner, except for reproduction in daily press and regular printed publications on sale to the public within 60 days of the event related to those data/results and always provided that copyright symbol appears together as follows below.
© DORNA, 2024

Official MotoGP Timing by TISSOT
www.motogp.com





4226 m.

GRAN PREMIO PRAMAC DELL'EMILIA-ROMAGNA**Official Starting Grid**

Race : 27 laps = 114.102 km

MotoGP™

1	1 1'30.031 1 Francesco BAGNAIA Ducati	2 1'30.245 89 Jorge MARTIN Ducati	3 1'30.564 23 Enea BASTIANINI Ducati
2	4 1'30.636 33 Brad BINDER KTM	5 1'30.731 31 Pedro ACOSTA KTM	6 1'30.837 72 Marco BEZZECCHI Ducati
3	7 1'30.880 93 Marc MARQUEZ Ducati	8 1'30.909 12 Maverick VIÑALES Aprilia	9 1'30.921 20 Fabio QUARTARARO Yamaha
4	10 1'30.932 21 Franco MORBIDELLI Ducati	11 1'31.037 41 Aleix ESPARGARO Aprilia	12 1'31.114 88 Miguel OLIVEIRA Aprilia
5	13 1'31.285 49 Fabio DI GIANNANTONIO Ducati	14 1'31.402 25 Raul FERNANDEZ Aprilia	15 1'31.428 10 Luca MARINI Honda
6	16 1'31.450 36 Joan MIR Honda	17 1'31.501 5 Johann ZARCO Honda	18 1'31.554 37 Augusto FERNANDEZ KTM
7	19 1'31.695 43 Jack MILLER KTM	20 1'32.061 30 Takaaki NAKAGAMI Honda	21 1'32.332 73 Alex MARQUEZ Ducati

The results are provisional until the end of the limit for protest and appeals and until the ratification of the Event Management Committee.

Time limit for protest expires 60' at the latest after publication of the results - Time:

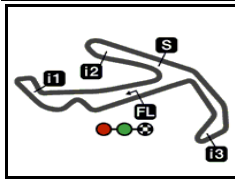
These data/results cannot be reproduced, stored and/or transmitted in whole or in part by any manner of electronic, mechanical, photocopying, recording, broadcasting or otherwise now known or herein after developed without the previous express consent by the copyright owner, except for reproduction in daily press and regular printed publications on sale to the public within 60 days of the event related to those data/results and always provided that copyright symbol appears together as follows below.

© DORNA, 2024

Official MotoGP Timing by **TISSOT**
www.motogp.com



Misano Adriatico, Sunday, September 22, 2024



4226 m.

GRAN PREMIO PRAMAC DELL'EMILIA-ROMAGNA

Race

Top Speed & Average



Rider	Nation	Motorcycle	Top 5 speeds					Average	Top
72 Marco BEZZECCHI	ITA	DUCATI	303.3	301.6	300.8	300.8	300.0	300.8	303.3
23 Enea BASTIANINI	ITA	DUCATI	302.5	300.8	300.8	300.8	300.0	300.4	302.5
12 Maverick VIÑALES	SPA	APRILIA	301.6	300.0	300.0	298.3	298.3	299.1	301.6
88 Miguel OLIVEIRA	POR	APRILIA	301.6	300.8	300.0	300.0	300.0	300.4	301.6
21 Franco MORBIDELLI	ITA	DUCATI	300.8	300.8	300.8	300.8	300.0	300.3	300.8
25 Raul FERNANDEZ	SPA	APRILIA	300.8	300.0	300.0	299.1	299.1	299.7	300.8
36 Joan MIR	SPA	HONDA	300.8	300.8	300.8	300.0	299.1	299.9	300.8
43 Jack MILLER	AUS	KTM	300.8	300.0	300.0	300.0	299.1	299.7	300.8
73 Alex MARQUEZ	SPA	DUCATI	300.8	299.1	298.3	297.5	297.5	298.3	300.8
89 Jorge MARTIN	SPA	DUCATI	300.8	300.0	300.0	300.0	300.0	300.1	300.8
1 Francesco BAGNAIA	ITA	DUCATI	300.0	300.0	300.0	300.0	300.0	300.0	300.0
31 Pedro ACOSTA	SPA	KTM	300.0	299.1	298.3	298.3	297.5	298.3	300.0
41 Aleix ESPARGARO	SPA	APRILIA	300.0	300.0	299.1	299.1	298.3	298.9	300.0
49 Fabio DI GIANNANTONIO	ITA	DUCATI	300.0	299.1	299.1	298.3	298.3	298.8	300.0
93 Marc MARQUEZ	SPA	DUCATI	300.0	300.0	299.1	299.1	298.3	299.1	300.0
10 Luca MARINI	ITA	HONDA	299.1	298.3	298.3	298.3	298.3	298.4	299.1
5 Johann ZARCO	FRA	HONDA	298.3	297.5	297.5	297.5	297.5	297.7	298.3
37 Augusto FERNANDEZ	SPA	KTM	298.3	298.3	298.3	297.5	297.5	298.0	298.3
33 Brad BINDER	RSA	KTM	297.5	295.8	295.0	295.0	295.0	295.4	297.5
30 Takaaki NAKAGAMI	JPN	HONDA	296.7	296.7	295.8	295.8	295.8	296.2	296.7
20 Fabio QUARTARARO	FRA	YAMAHA	294.2	293.4	293.4	293.4	293.4	293.5	294.2

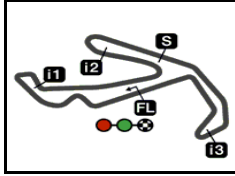
These data/results cannot be reproduced, stored and/or transmitted in whole or in part by any manner of electronic, mechanical, photocopying, recording, broadcasting or otherwise now known or herein after developed without the previous express consent by the copyright owner, except for reproduction in daily press and regular printed publications on sale to the public within 60 days of the event related to those data/results and always provided that copyright symbol appears together as follows below.

© DORNA, 2024

Official MotoGP Timing by TISSOT
www.motogp.com



Misano Adriatico, Sunday, September 22, 2024




4226 m.

GRAN PREMIO PRAMAC DELL'EMILIA-ROMAGNA

Race

Fastest Laps Sequence

<i>Lap</i>	<i>Race Time</i>	 <i>Rider</i>	<i>Nation</i>	<i>Motorcycle</i>	<i>Time</i>	<i>Km/h</i>	<i>Riders's Lap</i>
2	3'08.394	1 Francesco BAGNAIA	ITA	DUCATI	1'31.757	165.8	2
2	3'08.768	23 Enea BASTIANINI	ITA	DUCATI	1'31.497	166.2	2
4	6'11.571	89 Jorge MARTIN	SPA	DUCATI	1'31.244	166.7	4
7	10'46.171	23 Enea BASTIANINI	ITA	DUCATI	1'31.057	167.0	7
15	22'59.142	1 Francesco BAGNAIA	ITA	DUCATI	1'30.939	167.2	15
16	24'30.019	1 Francesco BAGNAIA	ITA	DUCATI	1'30.877	167.4	16

These data/results cannot be reproduced, stored and/or transmitted in whole or in part by any manner of electronic, mechanical, photocopying, recording, broadcasting or otherwise now known or herein after developed without the previous express consent by the copyright owner, except for reproduction in daily press and regular printed publications on sale to the public within 60 days of the event related to those data/results and always provided that copyright symbol appears together as follows below.

© DORNA, 2024

Official MotoGP Timing by TISSOT
www.motogp.com



Misano Adriatico, Sunday, September 22, 2024