

PERTAMINA GRAND PRIX OF INDONESIA

**Practice
Classification**

6

Rider	Nation	Team	Motorcycle	Time	Lap	Total	Gap	Top Speed
1 23 Enea BASTIANINI	ITA	Ducati Lenovo Team	DUCATI	1'29.630	20	25		315.7
2 89 Jorge MARTIN	SPA	Prima Pramac Racing	DUCATI	1'29.670	20	25	0.040 0.040	316.7
3 21 Franco MORBIDELLI	ITA	Prima Pramac Racing	DUCATI	1'29.709	20	21	0.079 0.039	314.8
4 1 Francesco BAGNAIA	ITA	Ducati Lenovo Team	DUCATI	1'29.712	22	23	0.082 0.003	314.8
5 72 Marco BEZZECCHI	ITA	Pertamina Enduro VR46 Racing Te	DUCATI	1'29.770	26	28	0.140 0.058	312.1
6 20 Fabio QUARTARARO	FRA	Monster Energy Yamaha MotoGP	YAMAHA	1'29.844	28	29	0.214 0.074	312.1
7 93 Marc MARQUEZ	SPA	Gresini Racing MotoGP	DUCATI	1'29.885	26	27	0.255 0.041	314.8
8 31 Pedro ACOSTA	SPA	Red Bull GASGAS Tech3	KTM	1'29.961	19	20	0.331 0.076	316.7
9 49 Fabio DI GIANNANTONIO	ITA	Pertamina Enduro VR46 Racing Te	DUCATI	1'29.986	20	24	0.356 0.025	308.5
10 12 Maverick VIÑALES	SPA	Aprilia Racing	APRILIA	1'30.000	21	26	0.370 0.014	313.9
11 5 Johann ZARCO	FRA	CASTROL Honda LCR	HONDA	1'30.086	25	26	0.456 0.086	312.1
12 10 Luca MARINI	ITA	Repsol Honda Team	HONDA	1'30.096	25	26	0.466 0.010	312.1
13 42 Alex RINS	SPA	Monster Energy Yamaha MotoGP	YAMAHA	1'30.189	23	27	0.559 0.093	312.1
14 33 Brad BINDER	RSA	Red Bull KTM Factory Racing	KTM	1'30.203	25	26	0.573 0.014	316.7
15 41 Aleix ESPARGARO	SPA	Aprilia Racing	APRILIA	1'30.305	21	25	0.675 0.102	313.0
16 43 Jack MILLER	AUS	Red Bull KTM Factory Racing	KTM	1'30.411	26	27	0.781 0.106	313.9
17 30 Takaaki NAKAGAMI	JPN	IDEMITSU Honda LCR	HONDA	1'30.443	26	26	0.813 0.032	310.3
18 25 Raul FERNANDEZ	SPA	Trackhouse Racing	APRILIA	1'30.607	21	26	0.977 0.164	313.0
19 36 Joan MIR	SPA	Repsol Honda Team	HONDA	1'30.792	20	25	1.162 0.185	314.8
20 37 Augusto FERNANDEZ	SPA	Red Bull GASGAS Tech3	KTM	1'30.895	24	25	1.265 0.103	312.1
21 73 Alex MARQUEZ	SPA	Gresini Racing MotoGP	DUCATI	1'30.998	18	21	1.368 0.103	308.5

Practice condition: Dry

Air: 29°

Humidity: 76%

Ground: 57°

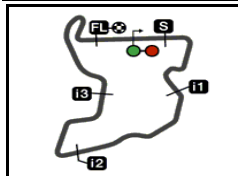
Fastest Lap:	Lap: 20	Enea BASTIANINI	1'29.630	172.7 Km/h
Best Race Lap:	2023	Enea BASTIANINI	1'30.906	170.3 Km/h
All-Time Lap Record:	2024	Enea BASTIANINI	1'29.630	172.7 Km/h

The results are provisional until the end of the limit for protest and appeals.

Time limit for protest expires 60' after publication of the results - Time:

These data/results cannot be reproduced, stored and/or transmitted in whole or in part by any manner of electronic, mechanical, photocopying, recording, broadcasting or otherwise now known or herein after developed without the previous express consent by the copyright owner, except for reproduction in daily press and regular printed publications on sale to the public within 60 days of the event related to those data/results and always provided that copyright symbol appears together as follows below.

© DORNA, 2024



4301 m.

PERTAMINA GRAND PRIX OF INDONESIA

Practice

Top Speed & Average

8



Rider	Nation	Motorcycle	Top 5 speeds					Average	Top
31 Pedro ACOSTA	SPA	KTM	316.7	315.7	315.7	315.7	315.7	315.9	316.7
33 Brad BINDER	RSA	KTM	316.7	316.7	315.7	315.7	315.7	315.9	316.7
89 Jorge MARTIN	SPA	DUCATI	316.7	313.9	313.9	313.9	313.9	314.5	316.7
23 Enea BASTIANINI	ITA	DUCATI	315.7	315.7	314.8	314.8	314.8	315.2	315.7
1 Francesco BAGNAIA	ITA	DUCATI	314.8	314.8	313.0	313.0	313.0	313.4	314.8
21 Franco MORBIDELLI	ITA	DUCATI	314.8	313.9	313.0	312.1	312.1	312.8	314.8
36 Joan MIR	SPA	HONDA	314.8	313.9	313.0	313.0	313.0	313.5	314.8
93 Marc MARQUEZ	SPA	DUCATI	314.8	313.0	310.3	310.3	310.3	311.7	314.8
12 Maverick VIÑALES	SPA	APRILIA	313.9	313.0	313.0	313.0	313.0	313.2	313.9
43 Jack MILLER	AUS	KTM	313.9	313.9	313.9	313.0	312.1	312.8	313.9
25 Raul FERNANDEZ	SPA	APRILIA	313.0	311.2	310.3	310.3	309.4	310.6	313.0
41 Aleix ESPARGARO	SPA	APRILIA	313.0	313.0	313.0	312.1	312.1	312.6	313.0
5 Johann ZARCO	FRA	HONDA	312.1	311.2	311.2	310.3	310.3	311.0	312.1
10 Luca MARINI	ITA	HONDA	312.1	312.1	312.1	311.2	311.2	311.7	312.1
20 Fabio QUARTARARO	FRA	YAMAHA	312.1	312.1	311.2	311.2	311.2	311.6	312.1
37 Augusto FERNANDEZ	SPA	KTM	312.1	311.2	311.2	311.2	310.3	310.8	312.1
42 Alex RINS	SPA	YAMAHA	312.1	311.2	310.3	310.3	310.3	310.8	312.1
72 Marco BEZZECCHI	ITA	DUCATI	312.1	312.1	311.2	311.2	311.2	311.5	312.1
30 Takaaki NAKAGAMI	JPN	HONDA	310.3	309.4	309.4	309.4	308.5	308.9	310.3
49 Fabio DI GIANNANTONIO	ITA	DUCATI	308.5	308.5	307.6	307.6	307.6	307.8	308.5
73 Alex MARQUEZ	SPA	DUCATI	308.5	308.5	308.5	308.5	308.5	308.5	308.5

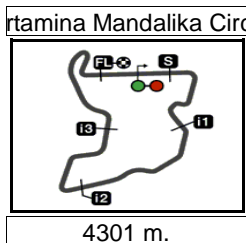
These data/results cannot be reproduced, stored and/or transmitted in whole or in part by any manner of electronic, mechanical, photocopying, recording, broadcasting or otherwise now known or herein after developed without the previous express consent by the copyright owner, except for reproduction in daily press and regular printed publications on sale to the public within 60 days of the event related to those data/results and always provided that copyright symbol appears together as follows below.

© DORNA, 2024

Official MotoGP Timing by TISSOT
www.motogp.com



Lombok, Friday, September 27, 2024



PERTAMINA GRAND PRIX OF INDONESIA

Practice

Chronological Analysis of Performances

9

* Lap / Sector time cancelled

T1 Time from finish line to 1st intermediate

T3 Time from 2nd intermed. to 3rd intermed.

P Crossing the finish line in pit lane

T2 Time from 1st intermed. to 2nd intermed.

T4 Time from 3rd intermediate to finish line

**Tyre data subject to further updates

Lap	Lap Time	T1	T2	T3	T4	Speed	Lap	Lap Time	T1	T2	T3	T4	Speed	
1st	23	Enea BASTIANINI (DUCATI, ITA)						3	1'31.854	25.841	18.744	18.931	28.338	307.6
		Ducati Lenovo Team						4	1'33.079	26.856	19.015	18.955	28.253	313.9
		Runs=4 Total laps=25 Full laps=18 Valid laps=18						5	1'31.362	25.480	18.685	18.963	28.234	313.0
Run #	1	Front Tyre Slick-Hard		Rear Tyre Slick-Medium			6	1'40.363	30.860	21.901	19.261	28.341	313.0	
		New Tyre		New Tyre			7	1'30.926	25.518	18.641	18.723	28.044	312.1	
1	2'36.059	28.271	21.098	20.272	30.213		8	1'31.234 P	25.481	18.637	18.743	28.373	312.1	
2	1'33.725	26.253	19.478	19.233	28.761	305.0	Run #	2	Front Tyre Slick-Hard		Rear Tyre Slick-Medium			
3	1'37.643	30.851	19.127	19.040	28.625	312.1			12 Laps at start		8 Laps at start			
4	1'32.051	25.706	18.994	18.970	28.381	309.4	9	9'57.019	29.759	20.202	19.403	28.796		
5	1'34.717 *	26.659*	19.504	19.235	29.319	311.2	10	1'31.580	25.576	18.764	18.932	28.308	309.4	
6	1'31.390	25.521	18.805	18.823	28.241	308.5	11	1'30.890	25.375	18.618	18.834	28.063	313.0	
7	1'31.342	25.361	18.686	18.856	28.439	312.1	12	1'32.470	25.498	18.625	18.960	29.387	313.0	
8	1'31.110	25.311	18.773	18.761	28.265	313.0	13	1'30.986	25.382	18.660	18.816	28.128	312.1	
9	1'37.003 P	26.769	19.590	19.142	31.502	286.4	14	1'39.555	27.329	19.551	20.069	32.606	312.1	
Run #	2	Front Tyre Slick-Hard		Rear Tyre Slick-Medium			15	1'30.678	25.379	18.655	18.683	27.961	313.9	
		9 Laps at start		9 Laps at start			16	1'30.549	25.278	18.619	18.768	27.884	313.9	
10	10'58.768	28.127	19.994	19.500	28.433		17	1'40.228 P	30.381	20.206	19.587	30.054	312.1	
11	1'31.330	25.530	18.752	18.918	28.130	311.2	Run #	3	Front Tyre Slick-Hard		Rear Tyre Slick-Soft			
12	1'30.759	25.167	18.580	18.781	28.231	313.0			New Tyre		New Tyre			
13	1'34.737 *	25.348	20.892*	19.919	28.578	312.1	18	9'31.441 *	26.673	19.437	19.074	29.786*		
14	1'30.912	25.205	18.740	18.773	28.194	313.9	19	1'30.317	25.255	18.566	18.607	27.889	313.0	
15	1'35.736	29.453	18.944	18.907	28.432	313.9	20	1'29.670	25.005	18.387	18.454	27.824	313.9	
16	1'30.625	25.283	18.533	18.800	28.009	313.9	21	1'45.233 P	35.234	20.899	19.544	29.556	313.0	
unfinished		28.661	19.100	19.020	313.9		Run #	4	Front Tyre Slick-Hard		Rear Tyre Slick-Soft			
		New Tyre		New Tyre					4 Laps at start		New Tyre			
17	1'35.285	27.683	19.886	19.238	28.478		22	5'47.355	25.673	19.476	19.447	32.157		
18	1'30.040	25.195	18.430	18.613	27.802	313.9	23	1'38.255 *	25.743	21.347	22.033	29.132*	300.0	
19	1'29.900	24.961	18.585	18.514	27.840	314.8	24	1'29.884	25.107	18.364	18.592	27.821	312.1	
20	1'29.630	24.876	18.339	18.684	27.731	315.7	25	1'40.617	32.473	20.772	18.976	28.396	316.7	
21	1'33.254 P	26.448	19.586	18.895	28.325	313.0	3rd	21	Franco MORBIDELLI (DUCATI, ITA)					
		New Tyre		New Tyre					Front Tyre Slick-Hard		Rear Tyre Slick-Soft			
		5 Laps at start		New Tyre					New Tyre		New Tyre			
22	3'20.722	25.642	18.996	18.990	28.350				Runs=5 Total laps=21 Full laps=13 Valid laps=13					
23	1'29.808 *	24.893	18.335	18.583	27.997*	314.8	Run #	1	Front Tyre Slick-Hard		Rear Tyre Slick-Soft			
24	1'29.840	24.944	18.367	18.727	27.802	314.8			New Tyre		New Tyre			
25	1'30.552	24.874	18.414	18.498	28.766	315.7	1	1'52.878	27.496	21.521	22.411	30.994		
2nd	89	Jorge MARTIN (DUCATI, SPA)						2	1'33.740	26.229	19.352	19.394	28.765	307.6
		Prima Pramac Racing						3	1'32.045	25.793	18.757	19.140	28.355	308.5
		Runs=4 Total laps=25 Full laps=18 Valid laps=17						4	1'34.019	25.417	20.547	19.541	28.514	311.2
Run #	1	Front Tyre Slick-Soft		Rear Tyre Slick-Medium			5	1'30.935	25.254	18.682	18.900	28.099	313.0	
		8 Laps at start		New Tyre			6	1'40.163 *	30.355*	20.492	19.362	29.954	311.2	
1	2'09.511	27.741	21.339	20.066	29.979		7	1'30.673	25.163	18.531	18.765	28.214	312.1	
2	1'33.023	26.163	19.099	19.115	28.646	307.6	8	1'34.458 P	25.387	19.083	19.817	30.171	312.1	

Fastest Lap: Enea BASTIANINI (Ducati Lenovo Team, ITA) **1'29.630** (24.876, 18.339, 18.684, 27.731)

These data/results cannot be reproduced, stored and/or transmitted in whole or in part by any manner of electronic, mechanical, photocopying, recording, broadcasting or otherwise now known or herein after developed without the previous express consent by the copyright owner, except for reproduction in daily press and regular printed publications on sale to the public within 60 days of the event related to those data/results and always provided that copyright symbol appears together as follows below.
© DORNA, 2024



Practice

MotoGP

Lap	Lap Time	T1	T2	T3	T4	Speed	Lap	Lap Time	T1	T2	T3	T4	Speed
Run # 2	Front Tyre Slick-Hard		Rear Tyre Slick-Medium				20	3'51.686	27.499	19.475	19.839	28.797	
	New Tyre		New Tyre				21	1'30.112	25.181	18.519	18.640	27.772	313.0
9	12'03.927	26.958	19.981	19.416	28.766		22	1'29.712	24.922	18.362	18.545	27.883	313.0
10	1'32.543	25.716	19.228	19.168	28.431	310.3	23	1'52.393 *	31.060	22.198*	25.778	33.357	313.0
11	1'31.331	25.439	18.731	18.910	28.251	312.1	5th 72 Marco BEZZECCHI DUCATI ITA						
12	1'30.831	25.312	18.614	18.841	28.064	312.1	Pertamina Enduro VR46 Racing Team						
13	1'38.275 P	25.276	21.815	21.099	30.085	311.2	Runs=4 Total laps=28 Full laps=21 Valid laps=20						
Run # 3	Front Tyre Slick-Hard		Rear Tyre Slick-Medium				Run # 1	Front Tyre Slick-Hard		Rear Tyre Slick-Medium			
	5 Laps at start		5 Laps at start					6 Laps at start		New Tyre			
14	7'40.996 P	26.358	19.435	21.306	30.955		1	2'02.682	28.763	23.699	23.527	30.957	
Run # 4	Front Tyre Slick-Soft		Rear Tyre Slick-Soft				2	1'34.403	26.607	19.150	19.687	28.959	301.6
	New Tyre		New Tyre				3	1'32.961	25.975	18.953	19.408	28.625	309.4
15	7'23.776	25.261	19.581	19.332	28.225		4	1'31.778	25.662	18.584	19.142	28.390	310.3
16	1'30.781	25.209	18.635	18.941	27.996	312.1	5	1'31.550	25.772	18.425	19.022	28.331	311.2
17	1'30.160	25.190	18.425	18.692	27.853	311.2	6	1'33.099	26.067	19.177	19.197	28.658	309.4
unfinished		28.012	19.769	19.864	306.8		7	1'31.070	25.594	18.501	18.882	28.093	308.5
Run # 5	Front Tyre Slick-Soft		Rear Tyre Slick-Soft				8	1'31.243	25.549	18.499	18.898	28.297	310.3
	3 Laps at start		New Tyre				9	1'31.067	25.529	18.399	18.930	28.209	309.4
18	1'33.535 *	25.689	19.198	19.190	29.458*		10	1'35.840 P	25.696	20.359	20.732	29.053	309.4
19	1'41.186 *	26.103	25.718	19.037	30.328*	314.8	Run # 2	Front Tyre Slick-Soft		Rear Tyre Slick-Soft			
20	1'29.709	25.066	18.322	18.610	27.711	313.9		16 Laps at start		New Tyre			
21	1'53.675	37.956	24.818	19.708	31.193	302.5	11	9'31.605	31.936	19.900	19.601	28.965	
4th 1 Francesco BAGNAIA DUCATI ITA							Run # 3 Front Tyre Slick-Soft Rear Tyre Slick-Soft New Tyre New Tyre						
Ducati Lenovo Team													
Runs=5 Total laps=23 Full laps=14 Valid laps=12													
Run # 1	Front Tyre Slick-Hard		Rear Tyre Slick-Medium				12	1'31.583	25.692	18.499	19.152	28.240	306.8
	New Tyre		New Tyre				13	1'30.941	25.329	18.626	18.959	28.027	309.4
1	2'37.365	28.814	21.652	20.273	30.170		14	1'30.681	25.295	18.484	18.823	28.079	308.5
2	1'35.107	26.526	19.674	19.564	29.343	309.4	15	1'30.533	25.334	18.372	18.856	27.971	309.4
3	1'32.919	25.877	19.119	19.255	28.668	308.5	16	1'33.419	25.436	18.539	19.913	29.531	308.5
4	1'32.551	25.728	19.019	19.194	28.610	312.1	17	1'30.669	25.322	18.488	18.781	28.078	307.6
5	1'34.540 *	27.432*	19.533	19.103	28.472	303.3	18	1'30.415	25.242	18.296	18.748	28.129	308.5
6	1'31.701	25.593	18.819	18.905	28.384	312.1	19	1'38.262 P	29.594	20.125	19.537	29.006	300.8
7	1'40.386 P	25.489	18.645*	25.655	30.597	313.0	Run # 3	Front Tyre Slick-Soft		Rear Tyre Slick-Soft			
	7 Laps at start		7 Laps at start					New Tyre		New Tyre			
8	12'30.223	27.903	19.795	19.488	28.934		20	9'27.580	26.684	19.566	19.220	29.387	
9	1'32.207	25.724	19.071	19.020	28.392	312.1	21	1'31.010	25.270	18.582	18.631	28.527	310.3
10	1'31.885	25.611	18.896	18.994	28.384	313.0	22	1'33.140 P	25.120	18.304	18.571*	31.145	312.1
11	1'31.556	25.469	18.837	18.869	28.381	312.1	Run # 4	Front Tyre Slick-Soft		Rear Tyre Slick-Soft			
12	1'43.697 P	33.398	20.051	19.430	30.818	313.0		3 Laps at start		New Tyre			
Run # 3	Front Tyre Slick-Hard		Rear Tyre Slick-Medium				23	3'20.160	27.383	19.548	19.782	28.311	
	12 Laps at start		12 Laps at start				24	1'30.684	25.262	18.426	18.662	28.334	312.1
13	7'06.793	27.401	19.599	19.142	29.749		25	1'30.075	25.082	18.429	18.655	27.909	311.2
14	1'31.367	25.526	18.691	18.863	28.287	312.1	26	1'29.770	25.118	18.209	18.620	27.823	311.2
15	1'31.096 P	25.429	18.619	18.958	28.090	313.0	27	1'42.356	28.977	22.560	20.083	30.736	309.4
Run # 4	Front Tyre Slick-Soft		Rear Tyre Slick-Soft				28	1'31.814 *	25.326	18.448	18.792	29.248*	311.2
	New Tyre		New Tyre				6th 20 Fabio QUARTARARO YAMAHA FRA						
16	5'53.050	26.555	19.709	19.085	28.521		Monster Energy Yamaha MotoGP Team						
17	1'30.558	25.269	18.648	18.680	27.961	314.8	Runs=5 Total laps=29 Full laps=20 Valid laps=18						
18	1'30.248	25.168	18.486	18.676	27.918	314.8	Run # 1	Front Tyre Slick-Soft		Rear Tyre Slick-Medium			
19	1'35.074 P	26.436	19.961*	19.717	28.960	309.4		New Tyre		New Tyre			
Run # 5	Front Tyre Slick-Soft		Rear Tyre Slick-Soft				1	3'03.246	28.153	21.314	20.821	30.594	
	4 Laps at start		New Tyre				2	1'36.139	26.910	20.107	19.793	29.329	305.9
16	5'53.050	26.555	19.709	19.085	28.521		3	1'34.075	26.178	19.537	19.373	28.987	308.5
17	1'30.558	25.269	18.648	18.680	27.961	314.8	4	1'32.782	25.847	19.170	19.222	28.543	307.6
18	1'30.248	25.168	18.486	18.676	27.918	314.8	5	1'32.176 *	25.662*	19.058	19.097	28.359	308.5
19	1'35.074 P	26.436	19.961*	19.717	28.960	309.4	6	1'32.200	25.710	19.023	19.009	28.458	309.4

Fastest Lap: Enea BASTIANINI Ducati Lenovo Team ITA **1'29.630** 24.876 18.339 18.684 27.731

These data/results cannot be reproduced, stored and/or transmitted in whole or in part by any manner of electronic, mechanical, photocopying, recording, broadcasting or otherwise now known or herein after developed without the previous express consent by the copyright owner, except for reproduction in daily press and regular printed publications on sale to the public within 60 days of the event related to those data/results and always provided that copyright symbol appears together as follows below.
© DORNA, 2024



Practice

MotoGP

Lap	Lap Time	T1	T2	T3	T4	Speed
7	1'33.334 P	25.552	18.908	20.082	28.792	310.3
Run # 2	Front Tyre Slick-Soft	Rear Tyre Slick-Medium				
7 Laps at start		18 Laps at start				
8	4'04.983	27.283	22.140	20.239	29.347	
9	1'33.994	26.258	19.724	19.347	28.665	308.5
10	1'38.675	29.174	21.360	19.454	28.687	309.4
11	1'32.100	25.728	19.039	19.031	28.302	309.4
12	1'31.855	25.626	18.915	18.989	28.325	310.3
13	1'31.747	25.582	18.939	19.015	28.211	310.3
14	1'32.625 P	25.491	18.894	18.997	29.243	310.3
Run # 3	Front Tyre Slick-Soft	Rear Tyre Slick-Soft				
14 Laps at start		New Tyre				
15	4'52.836	28.063	20.089	19.201	28.377	
16	1'30.962	25.343	18.834	18.740	28.045	310.3
17	1'30.650	25.322	18.715	18.707	27.906	310.3
18	1'34.805	26.601	19.757	20.077	28.370	310.3
19	1'30.576	25.235	18.647	18.737	27.957	311.2
20	1'32.159 P	25.154	18.625	18.756	29.624	311.2
Run # 4	Front Tyre Slick-Soft	Rear Tyre Slick-Soft				
New Tyre		New Tyre				
21	8'11.404	26.102	20.089	19.137	28.373	
22	1'30.439	25.080	18.769	18.685	27.905	312.1
23	1'30.180	25.140	18.570	18.667	27.803	312.1
24	1'30.073	25.070	18.528	18.619	27.856	309.4
25	1'35.633 P	27.448	19.885*	19.703	28.597	307.6
Run # 5	Front Tyre Slick-Soft	Rear Tyre Slick-Soft				
5 Laps at start		New Tyre				
26	3'28.546	27.211	19.411	19.014	28.186	
27	1'30.099 *	25.090	18.505	18.664	27.840*	308.5
28	1'29.844	24.995	18.464	18.620	27.765	310.3
29	1'49.212	33.325	19.684	19.499	36.704	311.2

7th 93 Marc MARQUEZ DUCATI SPA
Gresini Racing MotoGP
Runs=5 Total laps=27 Full laps=18 Valid laps=14

Run #	Front Tyre	Slick-Soft	Rear Tyre	Slick-Medium	Speed	
Run # 1	New Tyre		New Tyre			
1	2'27.347	26.464	20.909	20.404	29.707	
2	1'33.896	26.207	19.411	19.300	28.978	301.6
3	1'34.375	25.758	19.107	19.255	30.255	306.8
4	1'33.151	25.570	18.886	19.663	29.032	305.9
5	1'31.835 *	25.626*	19.188	18.824	28.197	306.8
6	1'35.093	25.418	18.849	22.195	28.631	308.5
7	1'31.194	25.456	18.806	18.850	28.082	308.5
8	1'33.338 P	26.127	19.334	19.556	28.321	307.6
Run # 2	Front Tyre Slick-Soft	Rear Tyre Slick-Soft				
8 Laps at start		New Tyre				
9	6'12.707	28.776	20.120	19.883	28.633	
10	1'32.214	25.702	18.835	19.423	28.254	307.6
11	1'30.590	25.238	18.750	18.712	27.890	308.5
12	1'33.887	26.109	19.056	19.989	28.733	309.4
13	1'30.477	25.218	18.710	18.765	27.784	310.3
14	1'30.756	25.262	18.769	18.836	27.889	308.5
15	1'35.467 P	26.377	20.002	19.411	29.677	310.3

Lap	Lap Time	T1	T2	T3	T4	Speed
Run # 3	Front Tyre Slick-Hard	Rear Tyre Slick-Soft				
20 Laps at start		7 Laps at start				
16	6'16.409	26.582	21.076	19.969	28.991	
17	1'32.538	25.986	19.218	19.027	28.307	307.6
18	1'34.277 *	25.551	20.968*	19.418	28.340	309.4
19	1'31.499 P	25.431	18.765	18.781	28.522	310.3
Run # 4	Front Tyre Slick-Soft	Rear Tyre Slick-Soft				
New Tyre		New Tyre				
20	6'29.902	24.598	19.384	19.236	28.210	
21	1'30.758	25.133	18.729	18.783	28.113	308.5
22	1'30.029	25.144	18.636	18.597	27.652	308.5
23	1'34.711 P	26.320	19.527	19.990*	28.874	296.7
Run # 5	Front Tyre Slick-Soft	Rear Tyre Slick-Soft				
4 Laps at start		New Tyre				
24	4'42.398	29.815	22.791	20.818	33.824	
25	1'39.868 *	25.694	20.279*	21.011	32.884*	306.8
26	1'29.885	25.166	18.555	18.543	27.621	313.0
27	1'39.871 *	25.064	27.089*	19.576	28.142	314.8

8th 31 Pedro ACOSTA KTM SPA
Red Bull GASGAS Tech3
Runs=4 Total laps=20 Full laps=13 Valid laps=12

Run #	Front Tyre	Slick-Hard	Rear Tyre	Slick-Soft	Speed	
Run # 1	New Tyre		New Tyre			
1	2'10.481	27.872	20.807	20.020	31.757	
2	1'33.156	26.277	19.203	19.070	28.606	306.8
3	1'31.700	25.573	18.917	18.987	28.223	311.2
4	1'31.014 *	25.507	18.668*	18.692	28.147	313.0
unfinished						
Run # 2	Front Tyre Slick-Hard	Rear Tyre Slick-Soft				
4 Laps at start		4 Laps at start				
5	1'36.713 *	27.721*	20.003	20.075	28.914	
6	1'31.573	25.624	19.056	18.790	28.103	313.9
7	1'30.778	25.321	18.671	18.657	28.129	313.0
8	1'30.411	25.213	18.607	18.631	27.960	315.7
9	1'33.660	26.172	18.684	18.983	29.821	315.7
10	1'31.332	25.346	18.535	19.190	28.261	313.9
11	1'30.756	25.251	18.718	18.705	28.082	314.8
12	1'36.041 P	26.656	20.341	19.951	29.093	315.7
Run # 3	Front Tyre Slick-Soft	Rear Tyre Slick-Soft				
New Tyre		New Tyre				
13	14'22.263	27.097	19.597	19.321	28.755	
14	1'30.721	25.322	18.725	18.678	27.996	313.9
15	1'29.979	25.167	18.426	18.543	27.843	314.8
16	1'32.249 P	25.149	18.483	19.578*	29.039	314.8
Run # 4	Front Tyre Slick-Soft	Rear Tyre Slick-Soft				
4 Laps at start		New Tyre				
17	5'11.633	26.672	19.534	21.152	31.418	
18	1'38.543 *	29.950	20.273	19.892	28.428*	309.4
19	1'29.961	25.061	18.456	18.592	27.852	315.7
20	1'30.401 *	24.949	18.471*	18.806	28.175	316.7

Fastest Lap: Enea BASTIANINI Ducati Lenovo Team ITA **1'29.630** 24.876 18.339 18.684 27.731

These data/results cannot be reproduced, stored and/or transmitted in whole or in part by any manner of electronic, mechanical, photocopying, recording, broadcasting or otherwise now known or herein after developed without the previous express consent by the copyright owner, except for reproduction in daily press and regular printed publications on sale to the public within 60 days of the event related to those data/results and always provided that copyright symbol appears together as follows below.
© DORNA, 2024



Practice

MotoGP

Lap	Lap Time	T1	T2	T3	T4	Speed	Lap	Lap Time	T1	T2	T3	T4	Speed		
9th	49	Fabio DI GIANNANTONI DUCATI ITA					11	1'31.797	25.608	18.871	18.904	28.414	307.6		
		Pertamina Enduro VR46 Racing Team					12	1'31.631	25.527	18.892	18.894	28.318	308.5		
		Runs=5 Total laps=24 Full laps=14 Valid laps=8					13	1'31.422	25.538	18.820	18.844	28.220	308.5		
Run #	1	Front Tyre	Slick-Hard	Rear Tyre	Slick-Medium		14	1'41.456	P	28.242	22.192	20.724	30.298	308.5	
		3 Laps at start				New Tyre	Run #	3	Front Tyre	Slick-Soft	Rear Tyre	Slick-Soft	New Tyre		
1	1'59.938	27.852	21.406	20.629	30.142			8 Laps at start							
2	1'34.346	26.412	19.643	19.342	28.949	304.2	15	8'07.759	26.277	19.347	19.086	28.443			
3	1'32.813	*	25.931	19.120*	19.122	306.8	16	1'30.610	25.272	18.616	18.693	28.029	312.1		
4	1'31.983	*	25.566	18.955*	19.073	306.8	17	1'35.251	27.821	19.455	18.921	29.054	313.0		
5	1'31.693		25.584	18.908	18.943	307.6	18	1'37.276	P	25.271	18.628	18.758	34.619	311.2	
6	1'40.178	P	29.416*	20.368	20.083	30.311	308.5	Run #	4	Front Tyre	Slick-Soft	Rear Tyre	Slick-Soft		
								New Tyre				New Tyre			
Run #	2	Front Tyre	Slick-Soft	Rear Tyre	Slick-Soft		19	6'11.574	26.612	19.475	18.979	28.137			
		15 Laps at start				New Tyre	20	1'30.245	*	25.190	18.558*	18.613	27.884	312.1	
7	11'31.764	27.973	20.101	19.740	28.640		21	1'30.000	25.056	18.524	18.599	27.821	313.0		
8	1'31.566	*	25.603	18.965*	18.927	306.8	22	1'35.450	P	27.632	19.208	19.604	29.006	306.8	
9	1'30.775		25.280	18.634	18.826	307.6	Run #	5	Front Tyre	Slick-Soft	Rear Tyre	Slick-Soft	New Tyre		
10	1'30.488		25.287	18.580	18.693	308.5		4 Laps at start							
11	1'41.379	P	27.277	22.406*	20.215	31.481	301.6	23	4'15.421	26.779	19.540	18.999	28.051		
								24	1'34.913	*	25.170	18.663	20.604	30.476*	313.0
Run #	3	Front Tyre	Slick-Soft	Rear Tyre	Slick-Soft		25	1'30.105	25.086	18.354	18.580	28.085	313.9		
		20 Laps at start				5 Laps at start	26	1'30.281	25.131	18.591	18.635	27.924	313.0		
12	10'05.074	28.961	19.744	19.351	28.597										
13	1'31.215	*	25.537	18.787*	18.780	305.9									
14	1'30.633	*	25.288	18.605*	18.729	306.8									
15	1'30.513		25.334	18.547	18.739	307.6									
16	1'38.951	P	27.674	20.856	20.100	30.321	295.0								
Run #	4	Front Tyre	Slick-Soft	Rear Tyre	Slick-Soft										
		New Tyre				New Tyre	Run #	1	Front Tyre	Slick-Hard	Rear Tyre	Slick-Medium	New Tyre		
17	5'12.030	27.121	19.459	18.996	28.222			New Tyre							
18	1'32.029	*	25.227	18.739	19.566*	307.6	1	2'19.724	26.844	20.971	20.159	29.711			
19	1'32.087		25.363	18.544	19.494	306.8	2	1'37.779	26.177	19.246	22.873	29.483	307.6		
20	1'29.986		25.151	18.480	18.612	27.743	307.6	3	1'33.685	25.923	19.524	19.319	28.919	308.5	
21	1'34.305	P	25.992	19.771*	19.449	29.093	305.0	4	1'33.299	25.842	19.140	19.428	28.889	308.5	
								5	1'40.505	P	27.651*	20.199	22.374	30.281	305.0
Run #	5	Front Tyre	Slick-Soft	Rear Tyre	Slick-Soft			Run #	2	Front Tyre	Slick-Hard	Rear Tyre	Slick-Medium		
		5 Laps at start				New Tyre			5 Laps at start				5 Laps at start		
22	2'38.386	27.012	19.358	19.070	28.382		6	8'18.383	27.464	20.604	20.111	29.441			
23	1'30.064	25.166	18.540	18.597	27.761	307.6	7	1'33.748	26.151	19.318	19.309	28.970	307.6		
24	3'20.994	P	25.084	18.366	18.607	2'18.937	306.8	8	1'33.389	25.961	19.386	19.209	28.833	307.6	
								9	1'32.507	25.712	19.123	19.093	28.579	307.6	
10th	12	Maverick VIÑALES APRILIA SPA					10	1'32.375	25.621	19.046	19.093	28.615	309.4		
		Aprilia Racing					11	1'38.352	*	25.764	19.061*	20.065	33.462	306.8	
		Runs=5 Total laps=26 Full laps=17 Valid laps=14					12	1'32.472	25.794	19.035	19.216	28.427	304.2		
Run #	1	Front Tyre	Slick-Soft	Rear Tyre	Slick-Medium		13	1'43.280	P	25.474	19.012	27.223	31.571	303.3	
		New Tyre				New Tyre	Run #	3	Front Tyre	Slick-Soft	Rear Tyre	Slick-Soft	New Tyre		
1	1'43.427	27.164	20.156	19.735	29.389			New Tyre							
2	1'33.850	26.184	19.338	19.247	29.081	305.9	14	6'54.048	27.377	20.764	21.868	28.739			
3	1'33.481	26.035	19.113	19.702	28.631	307.6	15	1'32.743	26.115	19.394	18.962	28.272	305.0		
4	1'32.335	25.693	19.038	19.018	28.586	306.8	16	1'31.208	25.230	18.768	18.878	28.332	312.1		
5	1'34.944	27.889	19.347	19.096	28.612	307.6	17	1'30.979	25.378	18.745	18.750	28.106	309.4		
6	1'32.644	*	26.292*	18.931	18.910	28.511	294.2	18	1'38.203	P	25.287	18.994	21.201	32.721	310.3
7	1'31.922		25.656	18.915	18.923	28.428	307.6	Run #	4	Front Tyre	Slick-Soft	Rear Tyre	Slick-Soft		
8	1'37.375	P	27.694	20.598	19.873	29.210	303.3		5 Laps at start				New Tyre		
Run #	2	Front Tyre	Slick-Hard	Rear Tyre	Slick-Medium		19	3'40.599	*	26.277	19.730	20.473	31.102*		
		5 Laps at start				5 Laps at start	20	1'30.731	25.291	18.755	18.735	27.950	310.3		
9	7'13.114	27.480	20.056	19.584	29.045		21	1'30.244	25.224	18.523	18.609	27.888	311.2		
10	1'32.308	25.751	19.087	19.080	28.390	307.6									

Fastest Lap: Enea BASTIANINI Ducati Lenovo Team ITA **1'29.630** 24.876 18.339 18.684 27.731

These data/results cannot be reproduced, stored and/or transmitted in whole or in part by any manner of electronic, mechanical, photocopying, recording, broadcasting or otherwise now known or herein after developed without the previous express consent by the copyright owner, except for reproduction in daily press and regular printed publications on sale to the public within 60 days of the event related to those data/results and always provided that copyright symbol appears together as follows below.
© DORNA, 2024



Practice

MotoGP

Lap	Lap Time		T1	T2	T3	T4	Speed	Lap	Lap Time		T1	T2	T3	T4	Speed
22	1'44.578	P	29.972	25.999	19.079	29.528	309.4	4	1'36.661		27.027	20.896	20.013	28.725	308.5
Run # 5	<i>Front Tyre</i>		Slick-Soft		<i>Rear Tyre</i>		Slick-Soft								
			New Tyre				New Tyre								
23	5'46.718		27.044	19.757	19.548	32.181		5	1'31.693		25.554	18.870	18.992	28.277	309.4
24	1'38.284	*	25.716	21.586	21.797	29.185*	300.8	6	1'35.243	*	26.874*	19.846	19.573	28.950	305.9
25	1'30.086		25.159	18.505	18.573	27.849	308.5	7	1'31.624		25.628	18.786	19.039	28.171	309.4
26	1'54.985	*	33.004	28.809*	23.042	30.130	311.2	8	1'35.129	P	26.010	20.034	20.088	28.997	310.3

12th **10** **Luca MARINI** HONDA ITA
Repsol Honda Team
Runs=5 Total laps=26 Full laps=17 Valid laps=14

Run #	Front Tyre	Slick-Hard	Rear Tyre	Slick-Medium			
	New Tyre		New Tyre				
1	1'45.053	26.154	20.414	20.112	29.556		
2	1'34.063	26.252	19.310	19.401	29.100	305.0	
3	1'32.853	25.898	19.018	19.229	28.708	307.6	
4	1'41.814	29.053	20.533	20.228	32.000	308.5	
5	1'32.412	25.790	18.902	19.135	28.585	309.4	
6	1'35.455	P	27.240*	19.894	19.531	28.790	300.0

Run #	Front Tyre	Slick-Hard	Rear Tyre	Slick-Medium			
	6 Laps at start		6 Laps at start				
7	6'24.927	26.262	19.998	21.174	29.163		
8	1'37.781	25.982	19.043	19.325	33.431	307.6	
9	1'32.420	25.824	18.932	19.044	28.620	308.5	
10	1'31.783	25.708	18.639	18.982	28.454	308.5	
11	1'37.277	P	28.767	19.820	19.643	29.047	303.3

Run #	Front Tyre	Slick-Soft	Rear Tyre	Slick-Soft			
	New Tyre		New Tyre				
12	8'37.678	26.246	19.949	23.142	29.053		
13	1'31.690	25.633	18.679	18.962	28.416	308.5	
14	1'36.559	*	25.667	18.719	23.206	28.967*	311.2
15	1'33.552	25.453	18.995	20.380	28.724	310.3	
16	1'31.539	25.497	18.609	18.829	28.604	310.3	
17	1'30.941	25.323	18.583	18.852	28.183	312.1	
18	1'42.628	P	28.281	20.595	20.193	33.559	284.2

Run #	Front Tyre	Slick-Soft	Rear Tyre	Slick-Soft			
	New Tyre		New Tyre				
19	6'15.439	26.501	19.817	19.275	28.802		
20	1'31.037	25.510	18.586	18.737	28.204	310.3	
21	1'30.551	25.249	18.352	18.699	28.251	311.2	
22	1'42.659	P	31.071	20.607	20.398	30.583	283.4

Run #	Front Tyre	Slick-Soft	Rear Tyre	Slick-Soft			
	4 Laps at start		New Tyre				
23	4'01.240	25.618	19.309	19.092	29.592		
24	1'41.069	*	25.924	25.844	19.043	30.258*	312.1
25	1'30.096		25.207	18.269	18.622	27.998	309.4
26	1'52.441	*	36.427	23.436*	21.309	31.269	312.1

13th **42** **Alex RINS** YAMAHA SPA
Monster Energy Yamaha MotoGP Team
Runs=5 Total laps=27 Full laps=17 Valid laps=18

Run #	Front Tyre	Slick-Soft	Rear Tyre	Slick-Soft		
	New Tyre		New Tyre			
1	1'49.868	27.370	21.364	20.351	29.810	
2	1'34.188	26.274	19.550	19.475	28.889	306.8
3	1'32.465	25.830	19.033	19.198	28.404	308.5

Run #	Front Tyre	Slick-Soft	Rear Tyre	Slick-Soft			
	8 Laps at start		8 Laps at start				
9	6'46.583	28.739	19.817	19.713	28.738		
10	1'32.010	25.764	18.874	19.102	28.270	308.5	
11	1'31.307	25.505	18.642	18.945	28.215	308.5	
12	1'31.572	25.626	18.759	18.919	28.268	308.5	
13	1'31.667	25.551	18.827	19.031	28.258	307.6	
14	1'37.605	P	27.095	20.417	20.418	29.675	291.1

Run #	Front Tyre	Slick-Hard	Rear Tyre	Slick-Soft			
	14 Laps at start		14 Laps at start				
15	5'24.178	27.038	19.936	19.488	28.845		
16	1'32.153	*	25.726	18.868	19.067	28.492*	309.4
17	1'32.023	25.556	18.717	19.002	28.748	310.3	
	unfinished	30.629	21.014	20.354		300.0	

Run #	Front Tyre	Slick-Soft	Rear Tyre	Slick-Soft			
	New Tyre		New Tyre				
18	1'34.510	26.070	19.366	19.033	30.041		
19	1'31.504	25.533	18.670	18.989	28.312	300.0	
20	1'30.415	25.217	18.433	18.675	28.090	312.1	
21	1'39.120	P	27.449	21.687	20.146	29.838	299.1

Run #	Front Tyre	Slick-Soft	Rear Tyre	Slick-Soft			
	4 Laps at start		New Tyre				
22	3'58.254	*	25.606	19.151*	19.127	28.185	
23	1'30.189		25.279	18.388	18.642	27.880	311.2
24	1'30.616	25.298	18.540	18.725	28.053	310.3	
25	1'44.236	29.810	21.604	23.642	29.180	281.9	
26	1'33.212	26.846	18.909	19.130	28.327	306.8	
27	1'48.316	P	25.263	18.506	26.010	38.537	309.4

14th **33** **Brad BINDER** KTM RSA
Red Bull KTM Factory Racing
Runs=4 Total laps=26 Full laps=19 Valid laps=17

Run #	Front Tyre	Slick-Soft	Rear Tyre	Slick-Soft			
	New Tyre		New Tyre				
1	2'09.957	26.670	21.384	19.982	30.059		
2	1'33.042	25.915	19.590	19.082	28.455	304.2	
3	1'31.836	25.577	18.829	19.206	28.224	312.1	
4	1'34.253	27.598	19.220	18.894	28.541	313.9	
5	1'32.506	25.540	19.458	19.129	28.379	316.7	
6	1'31.748	25.504	19.018	18.915	28.311	316.7	
7	1'31.256	25.347	18.852	18.781	28.276	315.7	
8	1'38.235	31.328	19.016	18.820	29.071	315.7	
9	1'31.351	25.341	18.930	18.878	28.202	314.8	
10	1'37.821	P	26.543	21.205*	19.912	30.161	312.1

Run #	Front Tyre	Slick-Hard	Rear Tyre	Slick-Soft		
	New Tyre		10 Laps at start			
11	9'56.599	35.996	21.007	21.815	29.252	
12	1'36.679	29.781	19.262	18.997	28.639	313.0
13	1'31.184	25.337	18.797	18.890	28.160	315.7
14	1'39.710	25.337	18.696	19.086	36.591	315.7

Fastest Lap: Enea BASTIANINI Ducati Lenovo Team ITA **1'29.630** 24.876 18.339 18.684 27.731

These data/results cannot be reproduced, stored and/or transmitted in whole or in part by any manner of electronic, mechanical, photocopying, recording, broadcasting or otherwise now known or herein after developed without the previous express consent by the copyright owner, except for reproduction in daily press and regular printed publications on sale to the public within 60 days of the event related to those data/results and always provided that copyright symbol appears together as follows below.
© DORNA, 2024

Practice

MotoGP

Lap	Lap Time	T1	T2	T3	T4	Speed
15	1'35.472	27.016	19.242	20.489	28.725	315.7
16	1'39.373 *	25.416	25.846*	19.494	28.617*	314.8
17	1'33.408	25.968	18.957	19.962	28.521	315.7
18	1'31.908	25.543	18.733	18.987	28.645	314.8
19	1'40.640 P	32.276	20.049	19.576	28.739	314.8
Run #	3	Front Tyre	Slick-Hard	Rear Tyre	Slick-Soft	
		New Tyre		New Tyre		
20	7'54.890	30.271	20.543	26.725	28.477	
21	1'31.426	25.383	18.944	19.040	28.059	314.8
22	2'17.098 P	25.068	18.598	1'04.252	29.180	314.8
Run #	4	Front Tyre	Slick-Hard	Rear Tyre	Slick-Soft	
		3 Laps at start		New Tyre		
23	5'29.335	27.316	19.656	19.286	28.375	
24	1'30.413 *	25.127	18.721	18.682	27.883*	315.7
25	1'30.203	25.055	18.632	18.640	27.876	315.7
26	1'30.383	25.093	18.703	18.734	27.853	313.9

Lap	Lap Time	T1	T2	T3	T4	Speed
15th	41	Alex ESPARGARO			APRILIA	SPA
		Aprilia Racing				
		Runs=5	Total laps=25	Full laps=16	Valid laps=15	
Run #	1	Front Tyre	Slick-Soft	Rear Tyre	Slick-Medium	
		New Tyre		New Tyre		
1	2'23.213	26.503	21.211	20.521	30.139	
2	1'37.060	27.337	20.433	19.869	29.421	294.2
3	1'33.857	26.222	19.361	19.370	28.904	305.9
4	1'41.135	26.288	19.121	23.092	32.634	303.3
5	1'33.501 *	26.088*	19.033	19.626	28.754	304.2
6	1'32.325	25.798	18.913	19.025	28.589	307.6
7	1'34.762	25.772	18.844	20.340	29.806	307.6
8	1'32.082	25.750	18.787	19.009	28.536	309.4
9	1'34.219	25.776	20.036	19.340	29.067	300.8
10	1'31.723	25.610	18.646	19.253	28.214	308.5
11	1'31.509	25.587	18.782	18.854	28.286	309.4
12	1'36.299 P	27.175	20.383	19.397	29.344	291.1
Run #	2	Front Tyre	Slick-Hard	Rear Tyre	Slick-Medium	
		New Tyre		12 Laps at start		
13	9'33.047	27.069	20.113	19.642	28.722	
14	1'32.902	25.900	19.386	19.254	28.362	309.4
15	1'35.005	28.302	19.170	19.029	28.504	312.1
16	1'52.237 P	25.545	18.872	18.946	48.874	311.2
Run #	3	Front Tyre	Slick-Soft	Rear Tyre	Slick-Soft	
		New Tyre		New Tyre		
17	8'46.325	26.904	19.786	19.411	28.150	
18	1'42.533 P	25.384	18.728	18.756	39.665	313.0
Run #	4	Front Tyre	Slick-Soft	Rear Tyre	Slick-Soft	
		2 Laps at start		New Tyre		
19	5'33.210 *	26.247	19.621	20.447*	28.702	
20	1'31.107	25.353	18.521	19.226	28.007	312.1
21	1'30.305	25.131	18.518	18.714	27.942	313.0
22	1'36.197 P	26.925	20.628	19.777	28.867	308.5
Run #	5	Front Tyre	Slick-Hard	Rear Tyre	Slick-Soft	
		New Tyre		New Tyre		
23	2'51.176 *	26.023	19.628	20.245	28.364*	
24	1'37.473	25.752	19.432	18.859	33.430	313.0
25	1'30.522	25.312	18.448	18.720	28.042	311.2

Lap	Lap Time	T1	T2	T3	T4	Speed
16th	43	Jack MILLER			KTM	AUS
		Red Bull KTM Factory Racing				
		Runs=4	Total laps=27	Full laps=20	Valid laps=15	
Run #	1	Front Tyre	Slick-Soft	Rear Tyre	Slick-Soft	
		New Tyre		New Tyre		
1	2'24.659	29.089	21.092	21.026	30.313	
2	1'37.281	26.144	21.980	20.335	28.822	309.4
3	1'32.871	25.563	19.080	19.075	29.153	310.3
4	1'32.884	25.714	19.036	19.637	28.497	310.3
5	1'32.038 *	25.780*	18.863	19.100	28.295	311.2
6	1'31.695	25.481	19.068	18.925	28.221	312.1
7	1'31.371	25.484	18.898	18.818	28.171	311.2
8	1'31.523	25.492	18.830	18.775	28.426	310.3
9	1'40.726	30.191	21.446	20.059	29.030	310.3
10	1'31.153	25.350	18.803	18.893	28.107	311.2
11	1'31.323 *	25.385	18.940*	18.879	28.119	311.2
12	1'36.985	28.256	20.560	19.378	28.791	311.2
13	1'31.156	25.466	18.594	18.836	28.260	313.9
14	1'33.802 P	25.534	18.641	19.937	29.690	304.2
Run #	2	Front Tyre	Slick-Soft	Rear Tyre	Slick-Soft	
		14 Laps at start		14 Laps at start		
15	11'08.745	28.782	20.668	22.371	29.567	
16	1'37.721 *	25.682	21.491*	21.120	29.428	312.1
17	1'32.126	25.577	18.968	19.020	28.561	312.1
18	1'32.212	25.491	19.009	19.080	28.632	312.1
19	1'41.608 P	28.524	22.021	20.377	30.686	304.2
Run #	3	Front Tyre	Slick-Soft	Rear Tyre	Slick-Soft	
		New Tyre		New Tyre		
20	6'23.066	26.687	19.975	19.909	28.668	
21	1'30.613	25.246	18.699	18.685	27.983	313.0
22	1'39.438 *	25.301	21.989*	22.405	29.743	313.9
23	1'39.930 P	25.132	18.712*	26.000	30.086	313.9
Run #	4	Front Tyre	Slick-Soft	Rear Tyre	Slick-Soft	
		4 Laps at start		New Tyre		
24	4'04.285	38.163	20.176	24.184	37.417	
25	1'36.470 *	25.573	19.081	21.100	30.716*	311.2
26	1'30.411	25.176	18.628	18.771	27.836	310.3
27	1'30.617	25.112	18.593	19.006	27.906	312.1

Lap	Lap Time	T1	T2	T3	T4	Speed
17th	30	Takaaki NAKAGAMI			HONDA	JPN
		IDEMITSU Honda LCR				
		Runs=5	Total laps=26	Full laps=17	Valid laps=12	
Run #	1	Front Tyre	Slick-Soft	Rear Tyre	Slick-Medium	
		New Tyre		New Tyre		
1	2'04.804	27.558	21.304	20.659	30.460	
2	1'35.193	26.992	19.468	19.546	29.187	298.3
3	1'33.245 *	25.985	19.116*	19.184	28.960	309.4
4	1'32.475	25.869	18.821	19.088	28.697	308.5
5	1'32.284	25.818	18.895	19.052	28.519	308.5
6	1'39.789 P	30.823	20.067	19.575	29.324	308.5
Run #	2	Front Tyre	Slick-Soft	Rear Tyre	Slick-Medium	
		6 Laps at start		6 Laps at start		
7	7'45.346	26.855	20.194	20.445	33.984	
8	1'34.583	26.447	19.261	19.997	28.878	303.3
9	1'32.310	25.859	18.849	19.052	28.550	305.9
10	1'31.938	25.821	18.880	18.840	28.397	307.6

Fastest Lap:	Enea BASTIANINI	Ducati Lenovo Team	ITA	1'29.630	24.876	18.339	18.684	27.731
---------------------	-----------------	--------------------	-----	-----------------	--------	--------	--------	--------

These data/results cannot be reproduced, stored and/or transmitted in whole or in part by any manner of electronic, mechanical, photocopying, recording, broadcasting or otherwise now known or herein after developed without the previous express consent by the copyright owner, except for reproduction in daily press and regular printed publications on sale to the public within 60 days of the event related to those data/results and always provided that copyright symbol appears together as follows below.
© DORNA, 2024



Practice

MotoGP

Lap	Lap Time	T1	T2	T3	T4	Speed	Lap	Lap Time	T1	T2	T3	T4	Speed	
11	1'32.001	25.821	18.813	19.044	28.323	306.8	22	1'32.369 P	25.182	18.463	18.645	30.079	313.0	
12	1'37.596 P	28.969	19.933	19.680	29.014	295.0	Run # 5 Front Tyre Slick-Soft Rear Tyre Slick-Soft						4 Laps at start New Tyre	
Run # 3 Front Tyre Slick-Soft Rear Tyre Slick-Soft						12 Laps at start New Tyre								
13	6'31.624	26.587	20.004	19.614	29.119		23	3'24.562	26.446	19.493	19.266	28.640		
14	1'31.545	25.690	18.795	18.818	28.242	307.6	24	1'30.189 *	25.210	18.320	18.633	28.026*	310.3	
15	1'35.083	27.776	19.609	19.130	28.568	308.5	25	1'35.087	25.229	18.350	21.959	29.549	311.2	
16	1'30.926 *	25.477	18.595*	18.699	28.155	308.5	26	1'34.546	25.916	19.379	20.188	29.063	306.8	
17	1'35.748 P	26.878	19.893*	19.856	29.121	309.4	19th 36 Joan MIR HONDA SPA Repsol Honda Team Runs=5 Total laps=25 Full laps=16 Valid laps=12							
Run # 4 Front Tyre Slick-Soft Rear Tyre Slick-Soft						Run # 1 Front Tyre Slick-Hard Rear Tyre Slick-Medium								
New Tyre New Tyre						New Tyre New Tyre								
18	7'04.669	27.097	19.989	19.598	28.701		1	2'00.875	28.309	21.681	22.388	30.203		
19	1'31.792 *	25.618	18.801*	19.059	28.314	308.5	2	1'34.955 *	26.624	19.676*	19.378	29.277	282.7	
20	1'32.063	25.303	18.533	18.677	29.550	310.3	3	1'32.812	25.816	19.206	19.172	28.618	307.6	
21	1'30.645 *	25.336	18.467*	18.657	28.185	309.4	4	1'32.336	25.813	18.935	19.130	28.458	305.0	
22	1'35.584 P	27.452	19.595	19.350	29.187	303.3	5	1'32.060	25.664	18.934	19.040	28.422	306.8	
Run # 5 Front Tyre Slick-Soft Rear Tyre Slick-Soft						Run # 2 Front Tyre Slick-Hard Rear Tyre Slick-Medium								
5 Laps at start New Tyre						6 Laps at start 6 Laps at start								
23	3'58.582	27.087	19.600	19.629	32.015		7	9'17.143	28.071	19.937	19.650	28.984		
24	1'39.270 *	26.110	19.627	20.936	32.597*	284.9	8	1'32.455	25.704	19.106	19.184	28.461	309.4	
25	1'31.533	25.579	18.600	18.718	28.636	308.5	9	1'32.089	25.570	18.991	19.045	28.483	311.2	
26	1'30.443	25.270	18.456	18.746	27.971	307.6	10	1'31.879	25.519	18.863	18.974	28.523	310.3	
18th 25 Raul FERNANDEZ APRILIA SPA Trackhouse Racing Runs=5 Total laps=26 Full laps=17 Valid laps=15						Run # 3 Front Tyre Slick-Soft Rear Tyre Slick-Soft								
Run # 1 Front Tyre Slick-Soft Rear Tyre Slick-Medium						New Tyre New Tyre								
1	2'39.565	27.353	20.825	19.928	29.751		12	6'58.494	29.271	22.184	19.299	28.529		
2	1'33.651	26.240	19.306	19.230	28.875	300.8	13	1'31.654	25.407	18.977	18.914	28.356	313.0	
3	1'32.919	26.025	18.949	19.187	28.758	306.8	14	1'31.215	25.367	18.869	18.789	28.190	314.8	
4	1'32.743	25.832	18.907	19.127	28.877	305.9	15	1'31.581 *	25.235	18.780*	19.334	28.232	313.9	
5	1'37.091 *	27.338*	20.704	19.651	29.398	305.0	16	1'31.360	25.308	18.817	18.827	28.408	313.0	
6	1'32.026	25.676	18.813	19.017	28.520	306.8	17	1'37.716 P	26.737	20.349	20.321	30.309	309.4	
7	1'32.067	25.706	18.645	19.176	28.540	303.3	Run # 4 Front Tyre Slick-Soft Rear Tyre Slick-Soft							
8	1'37.005 P	27.586	20.417	19.848	29.154	305.9	New Tyre New Tyre							
Run # 2 Front Tyre Slick-Hard Rear Tyre Slick-Medium						8 Laps at start								
New Tyre														
9	6'37.111	28.881	20.204	19.706	29.209		18	6'32.713	25.208	19.823	18.985	28.416		
10	1'33.440	26.000	19.129	19.323	28.988	303.3	19	1'31.119	25.281	18.948	18.748	28.142	312.1	
11	1'34.722	25.865	20.664	19.219	28.974	305.0	20	1'30.792	25.163	18.737	18.706	28.186	312.1	
12	1'32.212	25.743	18.843	19.129	28.497	305.9	21	1'36.916 P	27.973	20.010	19.380	29.553	310.3	
13	1'32.460 P	25.741	18.845	19.048	28.826	306.8	Run # 5 Front Tyre Slick-Soft Rear Tyre Slick-Soft							
Run # 3 Front Tyre Slick-Hard Rear Tyre Slick-Soft						4 Laps at start New Tyre								
5 Laps at start New Tyre														
14	8'26.369	27.905	20.104	19.295	29.393		22	4'55.900	27.442	19.422	19.068	28.175		
15	1'31.382	25.514	18.644	18.929	28.295	308.5	23	1'32.482 *	25.184	18.535	20.445	28.318*	311.2	
16	1'31.170	25.446	18.592	18.856	28.276	309.4	24	1'30.709 *	25.204	18.701*	18.709	28.095	313.0	
17	1'30.699	25.296	18.543	18.819	28.041	308.5	25	1'30.940	25.217	18.711	18.710	28.302	313.0	
18	1'39.888 P	27.351	23.401	19.776	29.360	308.5	20th 37 Augusto FERNANDEZ KTM SPA Red Bull GASGAS Tech3 Runs=4 Total laps=25 Full laps=18 Valid laps=16							
Run # 4 Front Tyre Slick-Soft Rear Tyre Slick-Soft						Run # 1 Front Tyre Slick-Hard Rear Tyre Slick-Soft								
New Tyre New Tyre						New Tyre New Tyre								
19	6'44.911	26.752	19.679	19.272	28.478		1	2'02.974	26.856	21.507	22.020	31.028		
20	1'31.256	25.337	18.511	19.179	28.229	309.4	2	1'34.373	26.548	19.609	19.376	28.840	284.9	
21	1'30.607	25.261	18.548	18.670	28.128	310.3	3	1'32.793	26.019	19.125	19.172	28.477	294.2	
							4	1'31.994	25.729	18.989	18.946	28.330	294.2	

Fastest Lap: Enea BASTIANINI Ducati Lenovo Team ITA **1'29.630** 24.876 18.339 18.684 27.731

These data/results cannot be reproduced, stored and/or transmitted in whole or in part by any manner of electronic, mechanical, photocopying, recording, broadcasting or otherwise now known or herein after developed without the previous express consent by the copyright owner, except for reproduction in daily press and regular printed publications on sale to the public within 60 days of the event related to those data/results and always provided that copyright symbol appears together as follows below.
© DORNA, 2024



Practice

MotoGP

Lap	Lap Time	T1	T2	T3	T4	Speed	Lap	Lap Time	T1	T2	T3	T4	Speed
5	1'31.572	25.607	18.884	18.864	28.217	296.7	19	1'33.816 P	25.468	18.763*	19.559	30.026	308.5
6	1'33.121	26.057	19.235	19.263	28.566	291.1	Run # 4 Front Tyre Slick-Soft Rear Tyre Slick-Soft						
7	1'32.073	25.643	19.075	18.945	28.410	300.8	3 Laps at start						New Tyre
8	1'32.032	25.553	19.076	19.009	28.394	309.4	20	7'02.202	32.837	21.385	20.118	28.787	
9	1'37.427 P	28.836	19.315	20.558	28.718	300.8	21	2'44.754 P	25.291	18.312	18.599	1'42.552	306.8
Run # 2 Front Tyre Slick-Soft Rear Tyre Slick-Soft													
New Tyre							9 Laps at start						
10	10'25.017	30.221	21.321	23.202	29.614								
11	1'32.626	25.904	19.196	19.062	28.464	300.8							
12	1'31.795	25.549	19.029	18.901	28.316	308.5							
13	1'31.687	25.377	19.033	18.861	28.416	310.3							
14	1'32.588	25.570	19.220	19.059	28.739	310.3							
15	1'35.318	25.598	19.377	21.406	28.937	310.3							
16	1'32.129 *	25.532	19.046	19.001	28.550*	312.1							
17	1'42.462 P	31.210	20.092	20.597	30.563	305.9							
Run # 3 Front Tyre Slick-Soft Rear Tyre Slick-Soft													
New Tyre							New Tyre						
18	10'52.893	29.711	20.550	19.283	28.264								
19	1'31.128	25.358	18.845	18.779	28.146	311.2							
20	1'31.205	25.234	18.908	18.806	28.257	310.3							
21	1'43.255 P	30.788	20.640	20.619	31.208	297.5							
Run # 4 Front Tyre Slick-Soft Rear Tyre Slick-Soft													
4 Laps at start							New Tyre						
22	4'39.695	26.507	19.667	19.237	28.346								
23	1'31.054 *	25.255	18.854	18.673	28.272*	311.2							
24	1'30.895	25.272	18.614	19.042	27.967	310.3							
25	1'32.586	25.305	19.076	19.333	28.872	311.2							

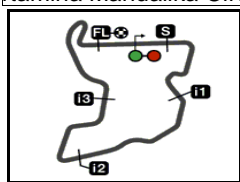
21st 73 Alex MARQUEZ DUCATI SPA
Gresini Racing MotoGP

Runs=4 Total laps=21 Full laps=13 Valid laps=11

Run #	1	Front Tyre	Slick-Soft	Rear Tyre	Slick-Medium	
		New Tyre		New Tyre		
1	2'00.742	27.815	21.563	21.003	31.745	
2	1'34.729 *	26.603	19.404*	19.542	29.180	297.5
3	1'33.029	26.073	18.921	19.205	28.830	305.9
4	1'32.252	25.860	18.873	19.119	28.400	305.9
5	1'31.785	25.769	18.680	18.996	28.340	307.6
6	1'35.394	26.413	19.230	20.398	29.353	308.5
7	1'31.543	25.758	18.658	18.869	28.258	307.6
8	1'33.775	26.426	19.172	19.417	28.760	308.5
9	1'31.478	25.737	18.620	18.840	28.281	306.8
10	1'35.946 P	27.180	20.003	19.531	29.232	304.2
Run # 2		Front Tyre	Slick-Soft	Rear Tyre	Slick-Medium	
		10 Laps at start		10 Laps at start		
11	10'11.219	28.238	19.659	19.641	29.176	
12	1'32.263	25.850	18.867	18.993	28.553	305.9
13	1'31.663 *	25.690	18.785*	18.904	28.284	306.8
14	1'33.026	25.544	18.842	19.178	29.462	308.5
15	1'31.439	25.614	18.729	18.842	28.254	308.5
16	1'35.990 P	25.611	19.508	20.755	30.116	307.6
Run # 3		Front Tyre	Slick-Soft	Rear Tyre	Slick-Soft	
		New Tyre		New Tyre		
17	11'21.335	28.009	19.633	19.436	29.007	
18	1'30.998	25.596	18.575	18.761	28.066	306.8

Fastest Lap: Enea BASTIANINI Ducati Lenovo Team ITA **1'29.630** 24.876 18.339 18.684 27.731

These data/results cannot be reproduced, stored and/or transmitted in whole or in part by any manner of electronic, mechanical, photocopying, recording, broadcasting or otherwise now known or herein after developed without the previous express consent by the copyright owner, except for reproduction in daily press and regular printed publications on sale to the public within 60 days of the event related to those data/results and always provided that copyright symbol appears together as follows below.
© DORNA, 2024



4301 m.

PERTAMINA GRAND PRIX OF INDONESIA

Practice

Best Partial Times

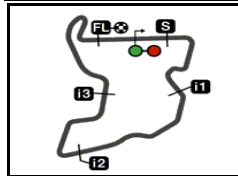
MotoGP™

IT Ideal Lap Time, sum of the best partial times

BT Best Lap Time

T1		T2		T3		T4				IT		BT	
Pos	Rider	Time	Rider	Time	Rider	Time	Rider	Time	Pos	Rider	IT	BT	
1	E.BASTIANINI	24.874	M.BEZZECCHI	18.209	J.MARTIN	18.454	M.MARQUEZ	27.621	1	E.BASTIANINI	1'29.438	1'29.630	(1)
2	F.BAGNAIA	24.922	L.MARINI	18.269	E.BASTIANINI	18.498	F.MORBIDELLI	27.711	2	F.BAGNAIA	1'29.601	1'29.712	(4)
3	P.ACOSTA	24.949	A.MARQUEZ	18.312	P.ACOSTA	18.543	E.BASTIANINI	27.731	3	J.MARTIN	1'29.644	1'29.670	(2)
4	QUARTARARO	24.995	R.FERNANDEZ	18.320	M.MARQUEZ	18.543	F.DI GIANNANTO	27.743	4	F.MORBIDELLI	1'29.709	1'29.709	(3)
5	J.MARTIN	25.005	F.MORBIDELLI	18.322	F.BAGNAIA	18.545	F.QUARTARARO	27.765	5	M.BEZZECCHI	1'29.734	1'29.770	(5)
6	B.BINDER	25.055	E.BASTIANINI	18.335	J.ZARCO	18.573	F.BAGNAIA	27.772	6	P.ACOSTA	1'29.761	1'29.961	(8)
7	M.VIÑALES	25.056	M.VIÑALES	18.354	M.VIÑALES	18.580	M.VIÑALES	27.821	7	M.MARQUEZ	1'29.783	1'29.885	(7)
8	M.MARQUEZ	25.064	F.BAGNAIA	18.362	F.DI GIANNANTO	18.597	J.MARTIN	27.821	8	F.DI GIANNAN	1'29.790	1'29.986	(9)
9	F.MORBIDELLI	25.066	J.MARTIN	18.364	A.MARQUEZ	18.599	M.BEZZECCHI	27.823	9	M.VIÑALES	1'29.811	1'30.000	(10)
10	M.BEZZECCHI	25.082	F.DI GIANNANTO	18.366	F.MORBIDELLI	18.610	J.MILLER	27.836	10	F.QUARTARAR	1'29.843	1'29.844	(6)
11	F.DI GIANNANTO	25.084	A.RINS	18.388	F.QUARTARARO	18.619	P.ACOSTA	27.843	11	J.ZARCO	1'30.086	1'30.086	(11)
12	J.MILLER	25.112	P.ACOSTA	18.426	M.BEZZECCHI	18.620	J.ZARCO	27.849	12	L.MARINI	1'30.096	1'30.096	(12)
13	ESPARGARO	25.131	A.ESPARGARO	18.448	L.MARINI	18.622	B.BINDER	27.853	13	A.RINS	1'30.127	1'30.189	(13)
14	J.ZARCO	25.159	T.NAKAGAMI	18.456	R.FERNANDEZ	18.633	A.RINS	27.880	14	B.BINDER	1'30.146	1'30.203	(14)
15	J.MIR	25.163	F.QUARTARARO	18.464	B.BINDER	18.640	A.ESPARGARO	27.942	15	R.FERNANDEZ	1'30.176	1'30.607	(18)
16	R.FERNANDEZ	25.182	J.ZARCO	18.505	A.RINS	18.642	A.FERNANDEZ	27.967	16	J.MILLER	1'30.226	1'30.411	(16)
17	L.MARINI	25.207	J.MIR	18.535	T.NAKAGAMI	18.657	T.NAKAGAMI	27.971	17	A.ESPARGAR	1'30.235	1'30.305	(15)
18	A.RINS	25.217	M.MARQUEZ	18.555	A.FERNANDEZ	18.673	L.MARINI	27.998	18	A.MARQUEZ	1'30.268	1'30.998	(21)
19	FERNANDEZ	25.234	J.MILLER	18.593	J.MILLER	18.685	R.FERNANDEZ	28.041	19	T.NAKAGAMI	1'30.354	1'30.443	(17)
20	NAKAGAMI	25.270	B.BINDER	18.598	J.MIR	18.706	A.MARQUEZ	28.066	20	A.FERNANDEZ	1'30.488	1'30.895	(20)
21	MARQUEZ	25.291	A.FERNANDEZ	18.614	A.ESPARGARO	18.714	J.MIR	28.095	21	J.MIR	1'30.499	1'30.792	(19)

These data/results cannot be reproduced, stored and/or transmitted in whole or in part by any manner of electronic, mechanical, photocopying, recording, broadcasting or otherwise now known or herein after developed without the previous express consent by the copyright owner, except for reproduction in daily press and regular printed publications on sale to the public within 60 days of the event related to those data/results and always provided that copyright symbol appears together as follows below.
© DORNA, 2024



4301 m.

PERTAMINA GRAND PRIX OF INDONESIA

Practice

Fastest Laps Sequence

<i>Practice Time</i>	 <i>Rider</i>	<i>Nation</i>	<i>Motorcycle</i>	<i>Time</i>	<i>Km/h</i>	<i>Rider's Lap</i>
3'17.277	12 Maverick VIÑALES	SPA	APRILIA	1'33.850	164.9	2
3'26.618	21 Franco MORBIDELLI	ITA	DUCATI	1'33.740	165.1	2
3'42.534	89 Jorge MARTIN	SPA	DUCATI	1'33.023	166.4	2
4'51.969	10 Luca MARINI	ITA	HONDA	1'32.853	166.7	3
4'56.521	42 Alex RINS	SPA	YAMAHA	1'32.465	167.4	3
4'58.663	21 Franco MORBIDELLI	ITA	DUCATI	1'32.045	168.2	3
5'14.388	89 Jorge MARTIN	SPA	DUCATI	1'31.854	168.5	3
5'14.835	33 Brad BINDER	RSA	KTM	1'31.836	168.6	3
5'15.337	31 Pedro ACOSTA	SPA	KTM	1'31.700	168.8	3
8'03.617	21 Franco MORBIDELLI	ITA	DUCATI	1'30.935	170.2	5
11'14.453	21 Franco MORBIDELLI	ITA	DUCATI	1'30.673	170.7	7
22'35.740	93 Marc MARQUEZ	SPA	DUCATI	1'30.590	170.9	11
25'09.624	31 Pedro ACOSTA	SPA	KTM	1'30.411	171.2	8
46'27.065	89 Jorge MARTIN	SPA	DUCATI	1'30.317	171.4	19
47'56.735	89 Jorge MARTIN	SPA	DUCATI	1'29.670	172.6	20
51'20.690	23 Enea BASTIANINI	ITA	DUCATI	1'29.630	172.7	20

These data/results cannot be reproduced, stored and/or transmitted in whole or in part by any manner of electronic, mechanical, photocopying, recording, broadcasting or otherwise now known or herein after developed without the previous express consent by the copyright owner, except for reproduction in daily press and regular printed publications on sale to the public within 60 days of the event related to those data/results and always provided that copyright symbol appears together as follows below.

© DORNA, 2024