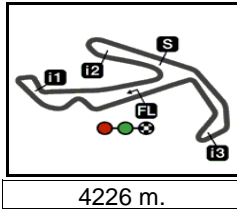


## GRAN PREMIO RED BULL DI SAN MARINO E DELLA RIVIERA


Practice

Classification

6



4226 m.

		Rider	Nation	Team	Motorcycle	Time	Lap	Total	Gap	Top Speed	
1	1	Francesco BAGNAIA	ITA	Ducati Lenovo Team	DUCATI	<b>1'30.685</b>	22	23		<b>296.7</b>	
2	93	Marc MARQUEZ	SPA	Gresini Racing MotoGP	DUCATI	<b>1'30.870</b>	27	27	0.185	0.185	<b>297.5</b>
3	89	Jorge MARTIN	SPA	Prima Pramac Racing	DUCATI	<b>1'30.966</b>	23	27	0.281	0.096	<b>296.7</b>
4	21	Franco MORBIDELLI	ITA	Prima Pramac Racing	DUCATI	<b>1'30.967</b>	25	25	0.282	0.001	<b>297.5</b>
5	23	Enea BASTIANINI	ITA	Ducati Lenovo Team	DUCATI	<b>1'31.067</b>	18	23	0.382	0.100	<b>296.7</b>
6	31	Pedro ACOSTA	SPA	Red Bull GASGAS Tech3	KTM	<b>1'31.203</b>	20	24	0.518	0.136	<b>298.3</b>
7	72	Marco BEZZECCHI	ITA	Pertamina Enduro VR46 Racing Te	DUCATI	<b>1'31.229</b>	22	27	0.544	0.026	<b>297.5</b>
8	12	Maverick VIÑALES	SPA	Aprilia Racing	APRILIA	<b>1'31.301</b>	25	27	0.616	0.072	<b>297.5</b>
9	20	Fabio QUARTARARO	FRA	Monster Energy Yamaha MotoGP	YAMAHA	<b>1'31.313</b>	27	30	0.628	0.012	<b>290.3</b>
10	43	Jack MILLER	AUS	Red Bull KTM Factory Racing	KTM	<b>1'31.320</b>	25	27	0.635	0.007	<b>296.7</b>
11	33	Brad BINDER	RSA	Red Bull KTM Factory Racing	KTM	<b>1'31.422</b>	18	23	0.737	0.102	<b>297.5</b>
12	41	Aleix ESPARGARO	SPA	Aprilia Racing	APRILIA	<b>1'31.433</b>	16	20	0.748	0.011	<b>294.2</b>
13	44	Po ESPARGARO	SPA	Red Bull KTM Factory Racing	KTM	<b>1'31.434</b>	18	19	0.749	0.001	<b>295.8</b>
14	88	Miguel OLIVEIRA	POR	Trackhouse Racing	APRILIA	<b>1'31.724</b>	25	25	1.039	0.290	<b>296.7</b>
15	5	Johann ZARCO	FRA	CASTROL Honda LCR	HONDA	<b>1'31.735</b>	23	24	1.050	0.011	<b>295.0</b>
16	49	Fabio DI GIANNANTONIO	ITA	Pertamina Enduro VR46 Racing Te	DUCATI	<b>1'31.779</b>	22	22	1.094	0.044	<b>290.3</b>
17	42	Alex RINS	SPA	Monster Energy Yamaha MotoGP	YAMAHA	<b>1'31.886</b>	20	24	1.201	0.107	<b>293.4</b>
18	73	Alex MARQUEZ	SPA	Gresini Racing MotoGP	DUCATI	<b>1'31.908</b>	21	25	1.223	0.022	<b>294.2</b>
19	37	Augusto FERNANDEZ	SPA	Red Bull GASGAS Tech3	KTM	<b>1'31.961</b>	21	23	1.276	0.053	<b>295.0</b>
20	30	Takaaki NAKAGAMI	JPN	IDEMITSU Honda LCR	HONDA	<b>1'32.208</b>	25	25	1.523	0.247	<b>291.8</b>
21	25	Raul FERNANDEZ	SPA	Trackhouse Racing	APRILIA	<b>1'32.227</b>	16	20	1.542	0.019	<b>295.0</b>
22	10	Luca MARINI	ITA	Repsol Honda Team	HONDA	<b>1'32.388</b>	24	24	1.703	0.161	<b>294.2</b>
23	6	Stefan BRADL	GER	HRC Test Team	HONDA	<b>1'33.816</b>	19	20	3.131	1.428	<b>291.8</b>
<b>Not classified</b>											
	36	Joan MIR	SPA	Repsol Honda Team	HONDA						

Practice condition: Dry

Air: 28°

Humidity: 55%

Ground: 40°

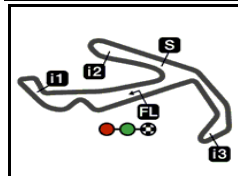
<b>Fastest Lap:</b>	Lap: 22	<b>Francesco BAGNAIA</b>	<b>1'30.685</b>	167.7 Km/h
<b>Best Race Lap:</b>	2023	<b>Francesco BAGNAIA</b>	<b>1'31.791</b>	165.7 Km/h
<b>All-Time Lap Record:</b>	2023	<b>Jorge MARTIN</b>	<b>1'30.390</b>	168.3 Km/h

The results are provisional until the end of the limit for protest and appeals.

Time limit for protest expires 60' after publication of the results - ..... Time: .....

These data/results cannot be reproduced, stored and/or transmitted in whole or in part by any manner of electronic, mechanical, photocopying, recording, broadcasting or otherwise now known or herein after developed without the previous express consent by the copyright owner, except for reproduction in daily press and regular printed publications on sale to the public within 60 days of the event related to those data/results and always provided that copyright symbol appears together as follows below.

© DORNA, 2024



4226 m.

## GRAN PREMIO RED BULL DI SAN MARINO E DELLA RIVIERA

Practice

Top Speed &amp; Average

8



Rider	Nation	Motorcycle	Top 5 speeds					Average	Top
31 <b>Pedro ACOSTA</b>	SPA	KTM	298.3	297.5	295.8	295.8	295.0	296.2	<b>298.3</b>
12 <b>Maverick VIÑALES</b>	SPA	APRILIA	297.5	295.0	294.2	294.2	294.2	294.7	<b>297.5</b>
21 <b>Franco MORBIDELLI</b>	ITA	DUCATI	297.5	295.8	295.8	295.8	295.8	296.1	<b>297.5</b>
33 <b>Brad BINDER</b>	RSA	KTM	297.5	296.7	295.8	295.8	293.4	294.6	<b>297.5</b>
72 <b>Marco BEZZECCHI</b>	ITA	DUCATI	297.5	295.0	295.0	294.2	294.2	295.2	<b>297.5</b>
93 <b>Marc MARQUEZ</b>	SPA	DUCATI	297.5	295.0	293.4	292.6	292.6	294.2	<b>297.5</b>
1 <b>Francesco BAGNAIA</b>	ITA	DUCATI	296.7	296.7	296.7	295.8	295.8	296.1	<b>296.7</b>
23 <b>Enea BASTIANINI</b>	ITA	DUCATI	296.7	295.8	295.8	294.2	294.2	295.2	<b>296.7</b>
43 <b>Jack MILLER</b>	AUS	KTM	296.7	295.8	295.8	295.8	295.0	295.8	<b>296.7</b>
88 <b>Miguel OLIVEIRA</b>	POR	APRILIA	296.7	296.7	295.8	295.8	295.0	296.0	<b>296.7</b>
89 <b>Jorge MARTIN</b>	SPA	DUCATI	296.7	296.7	295.0	295.0	295.0	295.6	<b>296.7</b>
44 <b>Poli ESPARGARO</b>	SPA	KTM	295.8	295.8	295.0	294.2	294.2	295.0	<b>295.8</b>
5 <b>Johann ZARCO</b>	FRA	HONDA	295.0	295.0	295.0	294.2	293.4	294.2	<b>295.0</b>
25 <b>Raul FERNANDEZ</b>	SPA	APRILIA	295.0	292.6	292.6	292.6	291.8	292.6	<b>295.0</b>
37 <b>Augusto FERNANDEZ</b>	SPA	KTM	295.0	295.0	294.2	294.2	294.2	294.5	<b>295.0</b>
10 <b>Luca MARINI</b>	ITA	HONDA	294.2	293.4	293.4	292.6	292.6	293.2	<b>294.2</b>
41 <b>Aleix ESPARGARO</b>	SPA	APRILIA	294.2	293.4	293.4	292.6	292.6	293.1	<b>294.2</b>
73 <b>Alex MARQUEZ</b>	SPA	DUCATI	294.2	293.4	291.8	291.8	291.1	292.0	<b>294.2</b>
42 <b>Alex RINS</b>	SPA	YAMAHA	293.4	293.4	291.8	291.8	291.1	291.8	<b>293.4</b>
6 <b>Stefan BRADL</b>	GER	HONDA	291.8	290.3	289.5	288.0	287.2	289.0	<b>291.8</b>
30 <b>Takaaki NAKAGAMI</b>	JPN	HONDA	291.8	291.1	289.5	288.7	288.7	289.4	<b>291.8</b>
20 <b>Fabio QUARTARARO</b>	FRA	YAMAHA	290.3	290.3	290.3	289.5	289.5	289.8	<b>290.3</b>
49 <b>Fabio DI GIANNANTONIO</b>	ITA	DUCATI	290.3	289.5	289.5	288.7	288.7	289.3	<b>290.3</b>

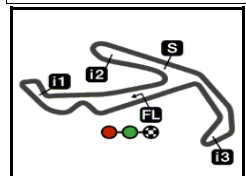
These data/results cannot be reproduced, stored and/or transmitted in whole or in part by any manner of electronic, mechanical, photocopying, recording, broadcasting or otherwise now known or herein after developed without the previous express consent by the copyright owner, except for reproduction in daily press and regular printed publications on sale to the public within 60 days of the event related to those data/results and always provided that copyright symbol appears together as follows below.

© DORNA, 2024

Official MotoGP Timing by TISSOT  
www.motogp.com



Misano Adriatico, Friday, September 06, 2024



4226 m.

## GRAN PREMIO RED BULL DI SAN MARINO E DELLA RIVIERA

## Practice

## Chronological Analysis of Performances

9

\* Lap / Sector time cancelled

T1 Time from finish line to 1st intermediate

T3 Time from 2nd intermed. to 3rd intermed.

P Crossing the finish line in pit lane

T2 Time from 1st intermed. to 2nd intermed.

T4 Time from 3rd intermediate to finish line

\*\*Tyre data subject to further updates

Lap	Lap Time	T1	T2	T3	T4	Speed	Lap	Lap Time	T1	T2	T3	T4	Speed
<b>1st</b>	<b>1</b>	<b>Francesco BAGNAIA</b>		DUCATI		ITA	4	<b>1'32.302</b>	25.928	20.447	25.280	20.647	289.5
		Ducati Lenovo Team					5	<b>1'31.879</b>	25.720	20.356	25.299	20.504	292.6
		Runs=5	Total laps=23	Full laps=14	Valid laps=12		6	<b>1'31.703</b>	25.710	20.366	25.181	20.446	291.1
<b>Run #</b>	<b>1</b>	<i>Front Tyre</i>	<i>Slick-Medium</i>	<i>Rear Tyre</i>	<i>Slick-Medium</i>		7	1'33.614	P 28.330*	21.930	26.735*	16.619	280.5
		<b>New Tyre</b>		<b>New Tyre</b>			<b>Run #</b>	<b>2</b>	<i>Front Tyre</i>		<i>Slick-Medium</i>	<i>Rear Tyre</i>	<i>Slick-Soft</i>
1	2'36.084	34.048	22.395	27.643	21.642	271.3			<b>7 Laps at start</b>		<b>7 Laps at start</b>		
2	<b>1'33.927</b>	26.529	20.870	25.582	20.946	296.7	8	1'45.430	35.706	22.384	25.945	21.395	287.2
3	<b>1'32.523</b>	25.904	20.691	25.117	20.811	296.7	9	<b>1'34.094</b>	26.489	20.981	25.518	21.106	288.0
4	<b>1'32.399</b>	25.912	20.657	25.072	20.758	295.8	10	<b>1'32.348</b>	25.945	20.464	25.172	20.767	290.3
5	1'37.340 *	25.822	20.458	29.823*	21.237	281.9	11	<b>1'31.364</b>	25.621	20.294	25.087	20.362	291.8
6	<b>1'32.174</b>	25.831	20.493	25.088	20.762	295.8	12	<b>1'35.516</b>	26.793	21.274	26.191	21.258	288.7
7	1'33.011 P	28.034	21.727	26.539	16.711	285.7	13	1'29.381 P	25.851	20.939	25.934	16.657	286.4
<b>Run #</b>	<b>2</b>	<i>Front Tyre</i>	<i>Slick-Medium</i>	<i>Rear Tyre</i>	<i>Slick-Medium</i>		<b>Run #</b>	<b>3</b>	<i>Front Tyre</i>	<i>Slick-Medium</i>	<i>Rear Tyre</i>	<i>Slick-Medium</i>	
		<b>7 Laps at start</b>		<b>7 Laps at start</b>					<b>13 Laps at start</b>		<b>New Tyre</b>		
8	1'43.269 *	34.816	21.311	26.130*	21.012	293.4	14	1'48.945	36.515	23.626	26.871	21.933	289.5
9	<b>1'31.739</b>	25.802	20.451	24.909	20.577	292.6	15	<b>1'34.817</b>	26.780	20.955	25.383	21.699	290.3
10	<b>1'31.570</b>	25.643	20.503	24.822	20.602	295.8	16	<b>1'33.801</b>	25.924	21.315	25.330	21.232	291.1
11	<b>1'31.691</b>	25.662	20.446	24.890	20.693	295.0	17	<b>1'32.693</b>	26.308	20.601	25.126	20.658	291.1
12	1'33.860 P	29.312*	21.502	26.469	16.577	287.2	18	<b>1'31.782</b>	25.702	20.614	24.961	20.505	292.6
<b>Run #</b>	<b>3</b>	<i>Front Tyre</i>	<i>Slick-Medium</i>	<i>Rear Tyre</i>	<i>Slick-Medium</i>		19	1'27.749 P	25.697	20.467	25.193	16.392	291.8
		<b>12 Laps at start</b>		<b>12 Laps at start</b>			<b>Run #</b>	<b>4</b>	<i>Front Tyre</i>	<i>Slick-Medium</i>	<i>Rear Tyre</i>	<i>Slick-Soft</i>	
13	1'44.040	35.830	21.348	25.895	20.967	293.4			<b>New Tyre</b>		<b>New Tyre</b>		
14	<b>1'32.023</b>	25.930	20.456	24.977	20.660	291.8	20	1'45.915	36.856	21.629	25.979	21.451	289.5
15	<b>1'31.795</b>	25.729	20.558	24.892	20.616	295.0	21	<b>1'38.900</b>	26.029	20.627	31.154	21.090	208.8
16	1'32.984 P	27.061	24.202	25.464	16.257	296.7	22	<b>1'31.034</b>	25.610	20.280	24.879	20.265	291.8
<b>Run #</b>	<b>4</b>	<i>Front Tyre</i>	<i>Slick-Medium</i>	<i>Rear Tyre</i>	<i>Slick-Soft</i>		23	1'37.148 P	31.038*	21.893*	26.595*	17.622	281.9
		<b>New Tyre</b>		<b>New Tyre</b>			<b>Run #</b>	<b>5</b>	<i>Front Tyre</i>	<i>Slick-Medium</i>	<i>Rear Tyre</i>	<i>Slick-Soft</i>	
17	1'42.453 *	34.610	21.123	25.935*	20.785	291.1			<b>4 Laps at start</b>		<b>New Tyre</b>		
18	<b>1'31.261</b>	25.745	20.289	24.848	20.379	295.8	24	1'46.320	34.681	22.454	28.443	20.742	281.9
19	1'30.636 P	25.584	21.291*	27.062	16.699	281.9	25	1'35.552 *	25.550	20.189	27.662*	22.151	295.0
<b>Run #</b>	<b>5</b>	<i>Front Tyre</i>	<i>Slick-Medium</i>	<i>Rear Tyre</i>	<i>Slick-Soft</i>		26	1'35.688 *	28.576*	20.582	25.402	21.128	297.5
		<b>3 Laps at start</b>		<b>New Tyre</b>			27	1'30.870	25.480	20.232	24.885	20.273	293.4
20	1'40.833	33.424	21.173	25.456	20.780	292.6	<b>3rd</b>	<b>89</b>	<b>Jorge MARTIN</b>		DUCATI		SPA
21	<b>1'30.885</b>	25.510	20.276	24.794	20.305	295.0			Prima Pramac Racing				
22	1'30.685	25.460	20.144	24.697	20.384	295.8			Runs=5	Total laps=27	Full laps=18	Valid laps=11	
23	1'51.563 *	30.087*	21.409	27.881	32.186	280.5	<b>Run #</b>	<b>1</b>	<i>Front Tyre</i>	<i>Slick-Medium</i>	<i>Rear Tyre</i>	<i>Slick-Soft</i>	
<b>2nd</b>	<b>93</b>	<b>Marc MARQUEZ</b>		DUCATI		SPA			<b>New Tyre</b>		<b>New Tyre</b>		
		Gresini Racing MotoGP					1	2'30.490	34.225	21.841	26.113	21.074	292.6
		Runs=5	Total laps=27	Full laps=18	Valid laps=14		2	<b>1'33.163</b>	26.427	20.659	25.251	20.826	295.0
<b>Run #</b>	<b>1</b>	<i>Front Tyre</i>	<i>Slick-Medium</i>	<i>Rear Tyre</i>	<i>Slick-Soft</i>		3	1'32.192 *	25.868	20.482	25.207*	20.635	293.4
		<b>New Tyre</b>		<b>New Tyre</b>			4	1'31.805 *	25.816	20.250	25.172*	20.567	294.2
1	2'50.814	35.269	23.047	27.261	21.956	276.9	5	1'35.996 *	25.853	20.410	26.451*	23.282	295.0
2	1'35.202 *	27.050	21.157	25.874*	21.121	288.7	6	<b>1'32.341</b>	26.177	20.426	25.101	20.637	292.6
3	1'33.045 *	26.007	20.566	25.521*	20.951	289.5	7	<b>1'43.086</b>	36.187	20.707	25.532	20.660	294.2

**Fastest Lap:** Francesco BAGNAIA    Ducati Lenovo Team    ITA    1'30.685    25.460    20.144    24.697    20.384

These data/results cannot be reproduced, stored and/or transmitted in whole or in part by any manner of electronic, mechanical, photocopying, recording, broadcasting or otherwise now known or herein after developed without the previous express consent by the copyright owner, except for reproduction in daily press and regular printed publications on sale to the public within 60 days of the event related to those data/results and always provided that copyright symbol appears together as follows below.  
© DORNA, 2024

## Practice

## MotoGP

Lap	Lap Time	T1	T2	T3	T4	Speed	Lap	Lap Time	T1	T2	T3	T4	Speed
8	<b>1'32.281</b>	26.100	20.396	25.166	20.619	295.0	<b>Run # 4</b>	<i>Front Tyre</i> <b>Slick-Medium</b>	<i>Rear Tyre</i> <b>Slick-Soft</b>				
9	<b>1'31.991</b>	25.934	20.288	25.216	20.553	293.4				<b>New Tyre</b>			
10	1'32.574 P	25.762	20.392	29.562	16.858	215.1				<b>New Tyre</b>			
<b>Run # 2</b> <i>Front Tyre</i> <b>Slick-Medium</b> <i>Rear Tyre</i> <b>Slick-Soft</b>													
				10 Laps at start							10 Laps at start		
11	1'46.609 *	36.249	21.074	27.856	21.430*	294.2							
12	1'32.691 *	26.170	20.375	25.243*	20.903	294.2							
13	<b>1'34.956</b>	28.169	20.679	25.484	20.624	292.6							
14	<b>1'31.681</b>	25.775	20.283	25.058	20.565	294.2							
15	1'27.147 P	25.876	20.298	25.119	15.854	295.0							
<b>Run # 3</b> <i>Front Tyre</i> <b>Slick-Medium</b> <i>Rear Tyre</i> <b>Slick-Soft</b>													
				15 Laps at start							15 Laps at start		
16	1'42.984 *	35.535	21.075	25.624*	20.750*	293.4							
17	<b>1'32.639</b>	25.914	20.327	25.823	20.575	294.2							
18	1'31.711 *	25.746	20.331	25.201*	20.433	288.0							
19	<b>1'31.579</b>	25.746	20.283	25.029	20.521	293.4							
20	1'33.089 P	28.157*	21.242	25.918	17.772	291.8							
<b>Run # 4</b> <i>Front Tyre</i> <b>Slick-Medium</b> <i>Rear Tyre</i> <b>Slick-Soft</b>													
				New Tyre							New Tyre		
21	1'47.443 *	36.127	23.203	27.446*	20.667*	224.5							
22	1'32.586 *	25.645	20.687*	25.221	21.033	293.4							
23	<b>1'30.966</b>	<b>25.623</b>	20.221	24.787	<b>20.335</b>	294.2							
24	1'32.672 P	27.304	21.039	26.002	18.327	293.4							
<b>Run # 5</b> <i>Front Tyre</i> <b>Slick-Medium</b> <i>Rear Tyre</i> <b>Slick-Soft</b>													
				4 Laps at start							New Tyre		
25	1'57.428	38.676	25.316	32.229	21.207	153.4							
26	1'33.135 *	26.379*	20.337	25.475	20.944*	<b>296.7</b>							
27	<b>1'31.136</b>	25.624	<b>20.168</b>	<b>24.759</b>	20.585	296.7							
<b>4th 21 Franco MORBIDELLI</b> DUCATI ITA													
Prima Pramac Racing													
Runs=5 Total laps=25 Full laps=16 Valid laps=12													
<b>Run # 1</b> <i>Front Tyre</i> <b>Slick-Medium</b> <i>Rear Tyre</i> <b>Slick-Medium</b>													
				New Tyre							New Tyre		
1	2'26.267	37.767	22.794	26.431	21.781	291.1							
2	<b>1'34.468</b>	26.537	21.200	25.645	21.086	294.2							
3	<b>1'33.242</b>	26.160	20.934	25.271	20.877	294.2							
4	<b>1'32.581</b>	25.937	20.763	25.089	20.792	295.8							
5	<b>1'32.241</b>	25.838	20.650	25.088	20.665	295.8							
6	<b>1'31.916</b>	25.772	20.530	24.939	20.675	294.2							
7	1'41.859 P	29.339	27.787	27.050	17.683	279.7							
<b>Run # 2</b> <i>Front Tyre</i> <b>Slick-Medium</b> <i>Rear Tyre</i> <b>Slick-Soft</b>													
				7 Laps at start							New Tyre		
8	1'52.540 *	38.400	26.352	26.309*	21.479	294.2							
9	<b>1'32.908</b>	26.179	20.879	25.150	20.700	292.6							
10	<b>1'32.034</b>	25.790	20.598	24.953	20.693	295.0							
11	<b>1'36.359</b>	29.297	20.921	25.430	20.711	294.2							
12	1'30.689 P	26.851	21.168	26.015*	16.655	292.6							
<b>Run # 3</b> <i>Front Tyre</i> <b>Slick-Medium</b> <i>Rear Tyre</i> <b>Slick-Soft</b>													
				12 Laps at start							5 Laps at start		
13	1'44.156	35.911	21.368	25.667	21.210	293.4							
14	1'33.000 *	26.047	20.566	25.390*	20.997	292.6							
15	1'31.748 *	25.966	20.371	24.857	20.554*	295.8							
16	<b>1'31.689</b>	25.782	20.446	24.881	20.580	295.0							
17	1'38.274 P	27.704	25.755	26.908	17.907	282.7							
<b>5th 23 Enea BASTIANINI</b> DUCATI ITA													
Ducati Lenovo Team													
Runs=4 Total laps=23 Full laps=16 Valid laps=12													
<b>Run # 1</b> <i>Front Tyre</i> <b>Slick-Medium</b> <i>Rear Tyre</i> <b>Slick-Medium</b>													
				New Tyre							New Tyre		
1	2'34.097	34.368	22.007	26.166	21.643	290.3							
2	<b>1'36.763</b>	27.560	20.956	25.521	22.726	292.6							
3	1'33.274 *	26.284	20.732	25.249*	21.009	294.2							
4	<b>1'32.538</b>	25.992	20.613	25.109	20.824	292.6							
5	<b>1'32.382</b>	25.869	20.619	25.126	20.768	292.6							
6	<b>1'32.249</b>	25.851	20.536	25.112	20.750	292.6							
7	1'41.693 *	27.705*	25.207	26.831*	21.950	291.8							
8	1'29.604 P	26.100	20.554	26.569	16.381	292.6							
<b>Run # 2</b> <i>Front Tyre</i> <b>Slick-Medium</b> <i>Rear Tyre</i> <b>Slick-Medium</b>													
				8 Laps at start							8 Laps at start		
9	1'41.987	33.923	21.275	25.631	21.158	288.7							
10	<b>1'33.084</b>	25.963	20.923	25.305	20.893	291.1							
11	1'32.349 *	25.839	20.572	25.185*	20.753	294.2							
12	<b>1'32.066</b>	25.870	20.496	25.029	20.671	293.4							
13	<b>1'37.058</b>	25.789	21.232	28.983	21.054	265.3							
14	1'30.959 P	25.900	20.417	25.029	19.613	295.8							
<b>Run # 3</b> <i>Front Tyre</i> <b>Slick-Medium</b> <i>Rear Tyre</i> <b>Slick-Soft</b>													
				New Tyre							New Tyre		
15	1'41.601	33.781	21.325	25.523	20.972	291.1							
16	<b>1'31.690</b>	25.751	20.539	24.838	20.562	294.2							
17	<b>1'31.242</b>	25.601	20.252	24.937	20.452	293.4							
18	<b>1'31.067</b>	<b>25.518</b>	<b>20.205</b>	24.839	20.505	<b>296.7</b>							
19	1'29.591 P	26.900	20.780	25.813	16.098	290.3							
<b>Run # 4</b> <i>Front Tyre</i> <b>Slick-Medium</b> <i>Rear Tyre</i> <b>Slick-Soft</b>													
				5 Laps at start							New Tyre		
20	1'39.692	33.125	20.744	25.182	20.641	293.4							
21	<b>1'47.507</b>	28.860	22.560	35.291	20.796	152.1							
22	1'33.169 *	26.284*	20.432	25.240	21.213	292.6							
23	<b>1'31.144</b>	25.570	20.317	<b>24.808</b>	<b>20.449</b>	295.8							
<b>6th 31 Pedro ACOSTA</b> KTM SPA													
Red Bull GASGAS Tech3													
Runs=4 Total laps=24 Full laps=17 Valid laps=11													
<b>Run # 1</b> <i>Front Tyre</i> <b>Slick-Medium</b> <i>Rear Tyre</i> <b>Slick-Soft</b>													
				New Tyre							New Tyre		
1	2'09.001	37.775	23.219	28.451	21.989	262.1							
2	1'38.348 *	26.657	20.858	29.680*	21.153	193.2							
3	<b>1'32.802</b>	26.370	20.646	25.053	20.733	295.8							

**Fastest Lap:** Francesco BAGNAIA Ducati Lenovo Team ITA **1'30.685** 25.460 20.144 24.697 20.384

These data/results cannot be reproduced, stored and/or transmitted in whole or in part by any manner of electronic, mechanical, photocopying, recording, broadcasting or otherwise now known or herein after developed without the previous express consent by the copyright owner, except for reproduction in daily press and regular printed publications on sale to the public within 60 days of the event related to those data/results and always provided that copyright symbol appears together as follows below.  
© DORNA, 2024

# Practice

# MotoGP

Lap	Lap Time	T1	T2	T3	T4	Speed	Lap	Lap Time	T1	T2	T3	T4	Speed
4	<b>1'32.199</b>	25.933	20.529	25.024	20.713	295.8	<b>Run # 3</b>	<i>Front Tyre</i>	<b>Slick-Medium</b>	<i>Rear Tyre</i>	<b>Slick-Soft</b>		
5	<b>1'31.843</b>	25.667	20.492	25.051	20.633	294.2		<b>New Tyre</b>		<b>New Tyre</b>			
6	<b>1'31.700</b>	25.832	20.355	24.879	20.634	294.2	20	1'43.339	34.689	21.705	25.747	21.198	291.1
7	1'32.667 *	26.540*	20.444	25.008	20.675	295.0	21	<b>1'31.524</b>	25.700	20.559	<b>24.800</b>	20.465	291.8
8	1'31.783 *	25.878	20.371	24.903	20.631*	294.2	22	<b>1'31.229</b>	<b>25.465</b>	20.472	24.841	<b>20.451</b>	293.4
9	<b>1'31.672</b>	25.721	20.274	24.983	20.694	293.4	23	1'33.921 P	29.861*	20.880	25.907	17.273	288.7
10	1'31.821 P	27.580*	21.502	26.266	16.473	287.2	<b>Run # 4</b>	<i>Front Tyre</i>	<b>Slick-Medium</b>	<i>Rear Tyre</i>	<b>Slick-Soft</b>		
	<b>Run # 2</b>	<i>Front Tyre</i>	<b>Slick-Medium</b>	<i>Rear Tyre</i>	<b>Slick-Soft</b>			<b>4 Laps at start</b>		<b>New Tyre</b>			
		<b>10 Laps at start</b>		<b>10 Laps at start</b>									
11	1'43.224	34.976	21.418	25.680	21.150	292.6	24	1'42.455	34.046	21.679	25.829	20.901	291.1
12	<b>1'31.914</b>	25.813	20.617	24.881	20.603	294.2	25	<b>1'39.159</b>	25.643	<b>20.400</b>	31.773	21.343	178.2
13	<b>1'31.301</b>	25.607	20.371	<b>24.789</b>	20.534	293.4	26	1'33.144 *	26.541*	20.674	24.970	20.959	<b>297.5</b>
14	1'34.931 *	25.695	20.369	26.742*	22.125	293.4	27	1'31.544 *	25.610	20.447	24.899*	20.588	295.0
15	<b>1'31.845</b>	25.859	20.413	24.910	20.663	294.2							
16	<b>1'38.120</b>	28.398	21.329	27.357	21.036	273.4	<b>8th 12</b>	<b>Maverick VIÑALES</b>			APRILIA	SPA	
17	<b>1'32.014</b>	25.813	20.431	25.146	20.624	294.2		Aprilia Racing					
18	1'30.180 P	27.909*	20.699	25.374	16.198	292.6		Runs=5	Total laps=27	Full laps=18	Valid laps=13		
	<b>Run # 3</b>	<i>Front Tyre</i>	<b>Slick-Medium</b>	<i>Rear Tyre</i>	<b>Slick-Soft</b>		<b>Run # 1</b>	<i>Front Tyre</i>	<b>Slick-Soft</b>	<i>Rear Tyre</i>	<b>Slick-Medium</b>		
		<b>New Tyre</b>		<b>New Tyre</b>				<b>New Tyre</b>		<b>New Tyre</b>			
19	1'42.325	34.642	21.417	25.505	20.761	292.6	1	2'10.487	35.128	22.238	26.615	22.121	291.8
20	<b>1'31.203</b>	25.658	<b>20.264</b>	24.816	<b>20.465</b>	295.0	2	<b>1'34.845</b>	26.785	21.125	25.577	21.358	291.8
21	2'17.690 P	<b>25.502</b>	1'04.078	30.147	17.963	270.6	3	<b>1'39.737</b>	26.361	23.683	25.820	23.873	293.4
	<b>Run # 4</b>	<i>Front Tyre</i>	<b>Slick-Medium</b>	<i>Rear Tyre</i>	<b>Slick-Soft</b>		4	1'49.273 P	32.710*	25.682	28.004	<b>22.877</b>	272.7
		<b>3 Laps at start</b>		<b>New Tyre</b>			<b>Run # 2</b>	<i>Front Tyre</i>	<b>Slick-Medium</b>	<i>Rear Tyre</i>	<b>Slick-Medium</b>		
22	1'57.441	37.750	25.261	33.459	20.971	167.4		<b>New Tyre</b>		<b>New Tyre</b>			
23	1'32.917 *	26.001*	20.466	25.253	21.197	<b>298.3</b>	5	1'42.864	33.640	22.033	25.680	21.511	288.7
24	1'31.795 *	25.756	20.416	24.921*	20.702	297.5	6	1'33.761 *	26.498	20.939	25.268*	21.056	291.8
	<b>7th 72</b>	<b>Marco BEZZECCHI</b>		DUCATI	ITA		7	<b>1'32.459</b>	25.962	20.761	24.939	20.797	291.1
		Pertamina Enduro VR46 Racing Team					8	<b>1'33.216</b>	25.897	21.303	25.150	20.866	291.1
		Runs=4	Total laps=27	Full laps=20	Valid laps=16		9	<b>1'32.665</b>	25.850	20.638	25.332	20.845	291.1
	<b>Run # 1</b>	<i>Front Tyre</i>	<b>Slick-Medium</b>	<i>Rear Tyre</i>	<b>Slick-Soft</b>		10	1'32.760 *	25.764	20.635	25.236*	21.125*	293.4
		<b>New Tyre</b>		<b>New Tyre</b>			11	<b>1'34.111</b>	25.901	20.632	26.504	21.074	288.7
1	2'03.885	34.185	22.603	30.961	23.195	256.5	12	<b>1'32.266</b>	25.808	20.750	24.988	20.720	290.3
2	<b>1'33.905</b>	26.686	20.892	25.427	20.900	293.4	13	1'32.275 *	25.713	20.606	25.084	20.872*	291.1
3	<b>1'33.555</b>	26.330	20.784	25.427	21.014	294.2	14	<b>1'31.863</b>	25.699	20.509	25.004	20.651	293.4
4	<b>1'33.808</b>	26.297	20.752	25.662	21.097	293.4	15	<b>1'31.914</b>	25.702	20.632	24.933	20.647	294.2
5	<b>1'32.970</b>	25.921	20.723	25.467	20.859	291.8	16	1'37.663 P	25.788	25.987	27.301	18.587	284.2
6	<b>1'32.788</b>	26.459	20.573	25.136	20.620	291.8	<b>Run # 3</b>	<i>Front Tyre</i>	<b>Slick-Medium</b>	<i>Rear Tyre</i>	<b>Slick-Soft</b>		
7	<b>1'32.369</b>	25.844	20.511	25.297	20.717	291.8		<b>12 Laps at start</b>		<b>New Tyre</b>			
8	<b>1'32.061</b>	25.999	20.535	25.056	20.471	293.4	17	1'42.085 *	33.816	21.488	25.720	21.061*	291.1
9	1'36.004 P	28.165*	24.796	26.297	16.746	293.4	18	<b>1'33.281</b>	26.377	20.791	25.105	21.008	295.0
	<b>Run # 2</b>	<i>Front Tyre</i>	<b>Slick-Medium</b>	<i>Rear Tyre</i>	<b>Slick-Soft</b>		19	1'39.210 *	30.021	22.654	25.548*	20.987	294.2
		<b>9 Laps at start</b>		<b>9 Laps at start</b>			20	1'31.189 P	26.187	22.170	25.831*	17.001	293.4
10	1'46.950	35.142	23.233	26.559	22.016	288.7	<b>Run # 4</b>	<i>Front Tyre</i>	<b>Slick-Medium</b>	<i>Rear Tyre</i>	<b>Slick-Soft</b>		
11	<b>1'32.625</b>	25.999	20.634	25.124	20.868	293.4		<b>New Tyre</b>		<b>New Tyre</b>			
12	<b>1'31.869</b>	25.773	20.443	25.058	20.595	291.8	21	1'42.762	35.393	21.125	25.293	20.951	294.2
13	1'32.480 *	25.713	20.476	25.376*	20.915	287.2	22	1'32.163 *	26.044	20.539	25.017	20.563*	294.2
14	<b>1'34.072</b>	27.169	20.729	25.424	20.750	291.8	23	1'31.955 P	27.657	21.309*	25.638*	17.351	<b>297.5</b>
15	<b>1'35.274</b>	25.775	22.810	25.748	20.941	289.5	<b>Run # 5</b>	<i>Front Tyre</i>	<b>Slick-Medium</b>	<i>Rear Tyre</i>	<b>Slick-Soft</b>		
16	<b>1'32.069</b>	25.717	20.456	25.165	20.731	291.8		<b>3 Laps at start</b>		<b>New Tyre</b>			
17	1'39.066 *	31.108*	21.207	25.861	20.890	294.2	24	1'40.120	33.431	20.911	25.160	20.618	294.2
18	<b>1'32.169</b>	25.838	20.627	25.067	20.637	295.0	25	<b>1'31.301</b>	<b>25.545</b>	20.370	<b>24.884</b>	<b>20.502</b>	294.2
19	1'31.471 P	25.988	20.870	25.651	18.962	291.8	26	<b>1'32.363</b>	25.566	20.468	25.374	20.955	294.2
							27	<b>1'37.509</b>	25.583	<b>20.344</b>	29.597	21.985	285.7

**Fastest Lap:** Francesco BAGNAIA      Ducati Lenovo Team      ITA      **1'30.685**      25.460      20.144      24.697      20.384

These data/results cannot be reproduced, stored and/or transmitted in whole or in part by any manner of electronic, mechanical, photocopying, recording, broadcasting or otherwise now known or herein after developed without the previous express consent by the copyright owner, except for reproduction in daily press and regular printed publications on sale to the public within 60 days of the event related to those data/results and always provided that copyright symbol appears together as follows below.  
© DORNA, 2024

Practice

MotoGP

Lap	Lap Time	T1	T2	T3	T4	Speed	Lap	Lap Time	T1	T2	T3	T4	Speed		
<b>9th</b>	<b>20</b>	<b>Fabio QUARTARARO</b>				YAMAHA	FRA	10	1'32.129	P	25.988	20.445	28.520	17.176	244.3
Monster Energy Yamaha MotoGP Team							Runs=4 Total laps=30 Full laps=23 Valid laps=20								
<b>Run #</b>	<b>1</b>	<b>Front Tyre</b>	<b>Slick-Medium</b>	<b>Rear Tyre</b>	<b>Slick-Soft</b>		<b>Run # 2</b>		<b>Front Tyre</b>	<b>Slick-Medium</b>	<b>Rear Tyre</b>	<b>Slick-Soft</b>			
			<b>New Tyre</b>		<b>New Tyre</b>					<b>10 Laps at start</b>		<b>10 Laps at start</b>			
1	3'09.253	35.544	22.084	26.234	21.757	285.7	11	1'51.161	37.085	22.457	29.639	21.980	229.7		
2	<b>1'34.726</b>	27.271	20.926	25.551	20.978	287.2	12	<b>1'33.680</b>	26.455	20.731	25.632	20.862	293.4		
3	<b>1'32.851</b>	26.294	20.604	25.139	20.814	288.0	13	<b>1'32.914</b>	26.197	20.483	25.499	20.735	292.6		
4	1'32.352 *	25.964	20.552	25.117	20.719*	288.0	14	<b>1'32.798</b>	26.003	20.576	25.396	20.823	294.2		
5	<b>1'32.179</b>	25.874	20.517	25.124	20.664	288.0	15	<b>1'33.013</b>	26.109	20.499	25.543	20.862	292.6		
6	<b>1'37.434</b>	25.888	23.915	26.598	21.033	284.2	16	1'32.963 *	26.124	20.493	25.598*	20.748	288.0		
7	<b>1'32.239</b>	25.860	20.499	25.100	20.780	288.7	17	<b>1'46.468</b>	28.265	25.875	28.648	23.680	267.9		
8	<b>1'32.020</b>	25.771	20.466	25.078	20.705	288.0	18	<b>1'32.839</b>	26.162	20.609	25.277	20.791	292.6		
9	<b>1'32.048</b>	25.849	20.464	25.054	20.681	287.2	19	1'41.206 P	31.481*	24.656	27.689	17.380	279.7		
10	<b>1'31.832</b>	25.715	20.400	25.098	20.619	289.5	<b>Run # 3</b>								
11	<b>1'31.797</b>	25.721	20.483	24.984	20.609	289.5			<b>Front Tyre</b>	<b>Slick-Medium</b>	<b>Rear Tyre</b>	<b>Slick-Soft</b>			
12	1'31.844 P	25.735	20.449	26.048	19.612	288.7				<b>New Tyre</b>		<b>New Tyre</b>			
<b>Run # 2</b>									<b>12 Laps at start</b>		<b>New Tyre</b>				
13	1'43.454	34.278	21.616	26.134	21.426	288.7	<b>Run # 4</b>								
14	<b>1'33.355</b>	26.334	20.821	25.204	20.996	288.7			<b>Front Tyre</b>	<b>Slick-Medium</b>	<b>Rear Tyre</b>	<b>Slick-Soft</b>			
15	<b>1'32.772</b>	25.928	20.848	25.094	20.902	288.7				<b>4 Laps at start</b>		<b>New Tyre</b>			
16	<b>1'32.323</b>	25.801	20.656	25.010	20.856	290.3	24	1'41.038	33.608	20.970	25.559	20.901	295.8		
17	1'33.447 P	29.710	21.182	25.861	16.694	288.7	25	<b>1'31.320</b>	25.664	20.180	<b>24.981</b>	20.495	295.0		
<b>Run # 3</b>									<b>Front Tyre</b>	<b>Slick-Medium</b>	<b>Rear Tyre</b>	<b>Slick-Soft</b>			
18	1'44.138 *	34.980	21.218	26.634*	21.306	289.5	26	<b>1'31.424</b>	<b>25.651</b>	<b>20.179</b>	24.997	20.597	294.2		
19	<b>1'33.754</b>	27.195	20.710	25.089	20.760	288.7	27	1'49.048 *	31.232*	27.093	27.823	22.900	285.7		
20	<b>1'31.811</b>	25.732	20.475	24.989	20.615	289.5	<b>11th 33 Brad BINDER</b>								
21	1'31.538 *	25.557	20.392	24.987*	20.602	288.0			Red Bull KTM Factory Racing				KTM	RSA	
22	<b>1'31.492</b>	25.569	20.386	24.938	20.599	290.3	Runs=4 Total laps=23 Full laps=16 Valid laps=8								
23	1'30.356 P	26.888*	21.084	26.191	16.193	285.7	<b>Run # 1</b>		<b>Front Tyre</b>	<b>Slick-Medium</b>	<b>Rear Tyre</b>	<b>Slick-Soft</b>			
<b>Run # 4</b>										<b>New Tyre</b>		<b>New Tyre</b>			
24	1'43.890	35.772	21.134	25.907	21.077	285.7	1	2'07.062	36.917	23.341	28.224	22.053	265.3		
25	<b>1'32.673</b>	26.197	20.490	25.239	20.747	287.2	2	1'42.021 *	33.557	21.425	26.064*	20.975*	295.8		
26	<b>1'31.472</b>	25.626	20.345	24.892	20.609	288.7	3	1'39.293 *	28.027	20.914	29.378*	20.974	284.2		
27	<b>1'31.313</b>	25.552	20.351	<b>24.877</b>	<b>20.533</b>	290.3	4	<b>1'33.906</b>	26.177	20.868	25.692	21.169	286.4		
28	<b>1'31.357</b>	<b>25.545</b>	<b>20.343</b>	24.914	20.555	289.5	5	<b>1'32.884</b>	26.085	20.626	25.314	20.859	295.8		
29	1'37.820 *	29.749*	20.919	26.186	20.966	284.9	6	1'41.843 *	30.166	25.442	25.449	20.786*	291.1		
30	<b>2'14.247</b>	26.033	49.293	34.002	24.919	241.0	7	1'32.813 *	25.955	20.494	25.364*	21.000*	293.4		
<b>Run # 2</b>									<b>Front Tyre</b>	<b>Slick-Medium</b>	<b>Rear Tyre</b>	<b>Slick-Soft</b>			
			<b>6 Laps at start</b>		<b>New Tyre</b>					<b>9 Laps at start</b>		<b>9 Laps at start</b>			
10	1'50.424	36.286	21.388	31.628	21.122	289.5	8	<b>1'32.477</b>	25.964	20.530	25.336	20.647	293.4		
11	<b>1'32.651</b>	26.065	20.699	25.165	20.722	293.4	9	1'34.820 P	30.128*	20.912	25.790	17.990	291.1		
12	<b>1'32.358</b>	25.801	20.560	25.329	20.668	290.3	<b>Run # 3</b>								
13	<b>1'32.359</b>	25.910	20.556	25.181	20.712	293.4			<b>Front Tyre</b>	<b>Slick-Medium</b>	<b>Rear Tyre</b>	<b>Slick-Soft</b>			
14	<b>1'39.377</b>	31.148	21.289	25.786	21.154	293.4				<b>New Tyre</b>		<b>New Tyre</b>			
15	1'29.506 P	26.086	20.700	25.181	17.539	290.3	16	1'46.217	37.478	21.601	25.994	21.144	288.7		
<b>Run # 3</b>									<b>Front Tyre</b>	<b>Slick-Medium</b>	<b>Rear Tyre</b>	<b>Slick-Soft</b>			
			<b>9 Laps at start</b>		<b>New Tyre</b>					<b>9 Laps at start</b>		<b>New Tyre</b>			
16	1'46.217	37.478	21.601	25.994	21.144	288.7	17	1'32.386 *	26.061	20.532	25.128	20.665*	292.6		
17	1'32.386 *	26.061	20.532	25.128	20.665*	292.6	18	<b>1'31.422</b>	<b>25.478</b>	<b>20.358</b>	25.042	20.544	293.4		
18	<b>1'31.422</b>	<b>25.478</b>	<b>20.358</b>	25.042	20.544	293.4	19	1'33.405 P	28.189	21.057	26.313	17.846	284.2		
19	1'33.405 P	28.189	21.057	26.313	17.846	284.2									

**Fastest Lap:** Francesco BAGNAIA      Ducati Lenovo Team      ITA      **1'30.685**      25.460      20.144      24.697      20.384

These data/results cannot be reproduced, stored and/or transmitted in whole or in part by any manner of electronic, mechanical, photocopying, recording, broadcasting or otherwise now known or herein after developed without the previous express consent by the copyright owner, except for reproduction in daily press and regular printed publications on sale to the public within 60 days of the event related to those data/results and always provided that copyright symbol appears together as follows below.  
© DORNA, 2024



# Practice

# MotoGP

Lap	Lap Time	T1	T2	T3	T4	Speed	Lap	Lap Time	T1	T2	T3	T4	Speed	
Run # 4	Front Tyre Slick-Medium	Rear Tyre Slick-Soft												
		4 Laps at start				New Tyre								
20	1'57.435	42.701	21.885	32.054	20.795	290.3	11	1'34.909	P	28.200*	22.562	27.458	16.689	278.3
21	1'52.357 *	34.623*	25.524	31.073	21.137	206.1	Run # 3	Front Tyre Slick-Medium	Rear Tyre Slick-Soft					
22	1'33.007 *	26.491*	20.455	24.977	21.084	296.7			New Tyre				New Tyre	
23	1'31.371 *	25.638	20.497	24.767*	20.469	297.5	12	1'44.138 *	36.135	21.065	25.924	21.014*	290.3	
							13	<b>1'32.061</b>	25.892	20.341	25.193	20.635	291.8	
							14	<b>1'31.945</b>	25.902	20.299	25.015	20.729	295.8	
							15	1'40.514	P	29.970*	26.111	27.446	16.987	278.3

**12th 41** **Aleix ESPARGARO** APRILIA SPA  
Aprilia Racing

Runs=4 Total laps=20 Full laps=13 Valid laps=10

Run #	Front Tyre	Slick-Medium	Rear Tyre	Slick-Medium	Speed		
		New Tyre					
1	2'29.609	34.356	22.566	27.057	21.645	280.5	
2	<b>1'36.998</b>	27.159	21.261	25.890	22.688	291.8	
3	1'33.859 *	26.619	20.817	25.402	21.021*	291.8	
4	1'32.918 *	26.087	20.663	25.190	20.978*	291.1	
5	<b>1'39.700</b>	29.935	21.672	26.803	21.290	287.2	
6	<b>1'32.615</b>	26.015	20.551	25.264	20.785	293.4	
7	<b>1'32.144</b>	25.881	20.581	24.994	20.688	292.6	
8	1'36.570	P	29.529*	23.466	26.223	17.352	279.0

Run #	Front Tyre	Slick-Medium	Rear Tyre	Slick-Medium	Speed		
		8 Laps at start					
9	1'43.344	34.416	21.446	26.189	21.293	288.7	
10	<b>1'32.579</b>	25.972	20.719	25.103	20.785	292.6	
11	<b>1'32.329</b>	25.797	20.693	25.061	20.778	292.6	
12	<b>1'31.997</b>	25.836	20.565	24.951	20.645	292.6	
13	1'37.839	P	30.114*	23.025	27.155	17.545	254.7

Run #	Front Tyre	Slick-Medium	Rear Tyre	Slick-Soft	Speed		
		New Tyre					
14	1'44.757	36.039	22.214	25.433	21.071	294.2	
15	<b>1'35.873</b>	25.848	23.732	25.479	20.814	286.4	
16	<b>1'31.433</b>	25.629	20.457	24.857	20.490	291.8	
17	1'37.591	P	30.407*	22.433	27.331	17.420	262.7

Run #	Front Tyre	Slick-Medium	Rear Tyre	Slick-Soft	Speed	
		4 Laps at start				
18	1'40.956	33.507	21.207	25.300	20.942	293.4
19	<b>1'33.791</b>	25.641	20.639	26.416	21.095	276.9
20	1'32.419 *	25.522	20.406	25.774*	20.717	285.7

**13th 44** **Poi ESPARGARO** KTM SPA  
Red Bull KTM Factory Racing

Runs=4 Total laps=19 Full laps=12 Valid laps=10

Run #	Front Tyre	Slick-Medium	Rear Tyre	Slick-Soft	Speed		
		New Tyre					
1	2'10.921	35.857	22.679	28.252	22.661	281.2	
2	<b>1'36.037</b>	26.902	21.423	26.040	21.672	295.0	
3	<b>1'37.744</b>	26.323	20.434	29.824	21.163	275.5	
4	<b>1'32.771</b>	26.056	20.584	25.363	20.768	292.6	
5	<b>1'32.388</b>	26.056	20.419	25.210	20.703	294.2	
6	1'41.851	P	28.766*	27.010	27.317	18.758	282.7

Run #	Front Tyre	Slick-Medium	Rear Tyre	Slick-Soft	Speed	
		6 Laps at start				
7	1'44.300 *	33.641	21.657	27.436	21.566*	288.0
8	<b>1'32.540</b>	26.032	20.479	25.228	20.801	294.2
9	<b>1'32.001</b>	25.863	20.421	25.076	20.641	293.4
10	1'38.728 *	25.912	23.133	28.176	21.507*	264.0

Run #	Front Tyre	Slick-Medium	Rear Tyre	Slick-Soft	Speed	
		4 Laps at start				
16	1'43.847	35.746	21.650	25.601	20.850	293.4
17	<b>1'31.701</b>	25.790	20.215	24.880	20.816	295.8
18	<b>1'31.434</b>	25.499	20.350	25.045	20.540	293.4
19	1'52.760 *	33.452*	28.425	28.265	22.618*	256.5
		PIT				
		26.029	22.766	27.389	17.102	284.2

**14th 88** **Miguel OLIVEIRA** APRILIA POR  
Trackhouse Racing

Runs=5 Total laps=25 Full laps=16 Valid laps=14

Run #	Front Tyre	Slick-Medium	Rear Tyre	Slick-Medium	Speed		
		New Tyre					
1	2'17.440	35.510	22.690	27.123	21.976	288.0	
2	1'35.254 *	26.945	21.091	26.064*	21.154	288.0	
3	<b>1'34.568</b>	26.282	20.861	25.495	21.930	291.8	
4	<b>1'33.710</b>	26.101	20.805	25.511	21.293	292.6	
5	<b>1'33.170</b>	26.082	20.703	25.526	20.859	292.6	
6	<b>1'32.765</b>	26.019	20.659	25.377	20.710	290.3	
7	1'33.305	P	26.062	22.499	27.547	17.197	268.6

Run #	Front Tyre	Slick-Medium	Rear Tyre	Slick-Medium	Speed		
		7 Laps at start					
8	1'46.317	34.659	21.492	28.807	21.359	267.9	
9	<b>1'33.228</b>	26.176	20.775	25.407	20.870	291.1	
10	<b>1'32.854</b>	25.978	20.645	25.468	20.763	292.6	
11	<b>1'32.511</b>	25.943	20.541	25.322	20.705	292.6	
12	1'38.996	P	28.834*	24.105	29.210	16.847	238.4

Run #	Front Tyre	Slick-Medium	Rear Tyre	Slick-Medium	Speed		
		12 Laps at start					
13	1'44.150	34.574	21.725	26.462	21.389	290.3	
14	<b>1'33.197</b>	26.282	20.857	25.298	20.760	293.4	
15	<b>1'32.426</b>	25.929	20.624	25.218	20.655	293.4	
16	<b>1'32.438</b>	25.863	20.597	25.289	20.689	293.4	
17	1'34.674	P	28.715*	21.861	27.233	16.865	279.0

Run #	Front Tyre	Slick-Medium	Rear Tyre	Slick-Soft	Speed		
		New Tyre					
18	1'43.265	34.429	21.438	26.048	21.350	295.0	
19	<b>1'32.117</b>	26.000	20.305	25.250	20.562	294.2	
20	<b>1'31.956</b>	25.852	20.367	25.183	20.554	295.8	
21	1'37.119	P	30.611*	21.918	27.399	17.191	279.7

Run #	Front Tyre	Slick-Medium	Rear Tyre	Slick-Soft	Speed	
		4 Laps at start				
22	1'41.403	33.674	21.117	25.755	20.857	296.7
23	<b>1'31.730</b>	25.745	20.349	25.086	20.550	295.8
24	1'40.502 *	30.833*	20.550	28.165	20.954	184.3
25	<b>1'31.724</b>	25.773	20.362	25.062	20.527	296.7

**Fastest Lap:** Francesco BAGNAIA Ducati Lenovo Team ITA **1'30.685** 25.460 20.144 24.697 20.384

These data/results cannot be reproduced, stored and/or transmitted in whole or in part by any manner of electronic, mechanical, photocopying, recording, broadcasting or otherwise now known or herein after developed without the previous express consent by the copyright owner, except for reproduction in daily press and regular printed publications on sale to the public within 60 days of the event related to those data/results and always provided that copyright symbol appears together as follows below.  
© DORNA, 2024







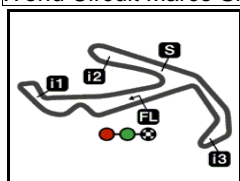
## Practice

## MotoGP

Lap	Lap Time	T1	T2	T3	T4	Speed	Lap	Lap Time	T1	T2	T3	T4	Speed
24	<b>1'33.256</b>	26.185	20.656	25.507	20.908	288.7	Run # 3	Front Tyre Slick-Medium	Rear Tyre Slick-Soft				
25	<b>1'32.208</b>	25.983	20.470	<b>25.167</b>	<b>20.588</b>	288.7		New Tyre	New Tyre				
<b>21st</b>	<b>25</b>	<b>Raul FERNANDEZ</b>		APRILIA	SPA		13	1'43.690	34.680	21.651	25.913	21.446	290.3
		Trackhouse Racing					14	<b>1'33.434</b>	26.312	20.805	25.368	20.949	290.3
		Runs=5	Total laps=20	Full laps=11	Valid laps=8		15	<b>1'33.036</b>	26.058	20.734	25.361	20.883	291.8
<b>Run # 1</b>	Front Tyre Slick-Medium	Rear Tyre Slick-Medium					16	<b>1'32.993</b>	26.080	20.722	25.268	20.923	290.3
	New Tyre	10 Laps at start					17	1'36.131	P 26.110	25.466	26.853	17.702	284.9
1	2'39.718	34.275	22.595	26.664	21.783	287.2	<b>Run # 4</b>	Front Tyre Slick-Medium	Rear Tyre Slick-Soft				
2	<b>1'34.867</b>	26.782	21.259	25.594	21.232	290.3		5 Laps at start	New Tyre				
3	<b>1'34.219</b>	26.355	21.240	25.594	21.030	289.5	18	1'42.100	34.171	21.268	25.667	20.994	290.3
4	<b>1'33.884</b>	26.262	21.066	25.505	21.051	291.8	19	<b>1'32.458</b>	26.096	<b>20.516</b>	25.125	20.721	291.8
5	<b>1'33.539</b>	26.116	20.949	25.463	21.011	292.6	20	1'34.643	P 28.726*	22.764	26.560	16.593	288.0
6	1'39.061	P 29.175	25.632	27.138	17.116	281.9	<b>Run # 5</b>	Front Tyre Slick-Medium	Rear Tyre Slick-Soft				
<b>Run # 2</b>	Front Tyre Slick-Medium	Rear Tyre Slick-Medium						8 Laps at start	New Tyre				
	6 Laps at start	16 Laps at start					21	1'41.891	33.960	21.352	25.551	21.028	291.8
7	1'45.880	* 34.715	21.849	27.993*	21.323	260.8	22	<b>1'40.865</b>	26.045	20.617	32.005	22.198	139.1
8	<b>1'33.665</b>	26.266	20.985	25.495	20.919	291.1	23	1'32.309	* 25.866*	20.626	<b>25.101</b>	<b>20.716</b>	293.4
9	1'35.430	* 26.011	20.837	27.265*	21.317	291.8	24	<b>1'32.388</b>	<b>25.980</b>	20.557	25.108	20.743	<b>294.2</b>
10	1'35.631	P 30.302*	22.746	25.954	16.629	288.0	<b>23rd</b>	<b>6</b>	<b>Stefan BRADL</b>		HONDA	GER	
<b>Run # 3</b>	Front Tyre Slick-Medium	Rear Tyre Slick-Soft						HRC Test Team					
	10 Laps at start	New Tyre						Runs=6	Total laps=20	Full laps=9	Valid laps=6		
11	1'42.644	34.103	21.524	25.800	21.217	289.5	<b>Run # 1</b>	Front Tyre Slick-Medium	Rear Tyre Slick-Medium				
12	<b>1'32.678</b>	25.985	20.678	25.210	20.805	290.3		New Tyre	4 Laps at start				
13	1'33.616	* 26.021	20.648	25.980*	20.967	291.1	1	2'23.489	35.429	22.706	27.297	22.043	286.4
14	1'34.167	P 25.890	20.617	29.936	17.724	216.0	2	<b>1'38.067</b>	27.356	21.295	26.032	23.384	290.3
<b>Run # 4</b>	Front Tyre Slick-Medium	Rear Tyre Slick-Soft					3	<b>1'44.110</b>	26.926	22.204	26.627	28.353	<b>291.8</b>
	New Tyre	New Tyre					4	1'37.227	P 27.001	22.714	29.972	17.540	285.7
15	1'43.171	34.459	21.760	25.859	21.093	292.6	<b>Run # 2</b>	Front Tyre Slick-Medium	Rear Tyre Slick-Medium				
16	<b>1'32.227</b>	<b>25.836</b>	<b>20.574</b>	<b>24.992</b>	20.825	<b>295.0</b>		4 Laps at start	8 Laps at start				
17	1'33.468	P 28.812*	21.157	25.944	17.555	291.1	5	1'45.762	35.228	22.211	26.741	21.582	281.2
<b>Run # 5</b>	Front Tyre Slick-Medium	Rear Tyre Slick-Soft					6	<b>1'35.334</b>	26.853	21.149	26.031	21.301	281.9
	3 Laps at start	3 Laps at start					7	<b>1'34.971</b>	26.714	21.047	26.018	21.192	283.4
18	1'58.259	* 33.826	23.875	33.781	26.777*	231.2	8	1'34.651	* 26.579	20.978	25.875	21.219*	281.9
19	1'33.919	* 26.757	21.005	25.347	20.810*	292.6	9	<b>1'34.586</b>	26.564	21.042	25.903	21.077	281.9
20	<b>1'33.125</b>	25.875	21.195	25.321	<b>20.734</b>	291.8	10	1'37.217	P 30.012*	23.910	26.617	16.678	282.7
<b>22nd</b>	<b>10</b>	<b>Luca MARINI</b>		HONDA	ITA		<b>Run # 3</b>	Front Tyre Slick-Medium	Rear Tyre Slick-Medium				
		Repsol Honda Team						10 Laps at start	14 Laps at start				
		Runs=5	Total laps=24	Full laps=15	Valid laps=13		11	1'45.843	35.177	22.046	26.789	21.831	287.2
<b>Run # 1</b>	Front Tyre Slick-Medium	Rear Tyre Slick-Medium					12	1'39.991	* 28.741	23.697	26.174	21.379*	289.5
	New Tyre	New Tyre					13	1'31.202	P 26.700	21.570	26.059	16.873	288.0
1	2'00.920	35.041	22.656	27.033	21.733	288.7	<b>Run # 4</b>	Front Tyre Slick-Medium	Rear Tyre Slick-Soft				
2	<b>1'36.369</b>	27.130	21.741	26.209	21.289	292.6		New Tyre	New Tyre				
3	<b>1'33.940</b>	26.466	21.033	25.432	21.009	293.4	14	1'48.854	34.879	25.211	26.705	22.059	287.2
4	<b>1'33.358</b>	26.240	20.855	25.348	20.915	291.8	15	1'36.148	P 30.050	21.989	26.850	17.259	282.7
5	<b>1'33.518</b>	26.204	20.805	25.565	20.944	291.8	<b>Run # 5</b>	Front Tyre Slick-Medium	Rear Tyre Slick-Soft				
6	1'33.994	* 26.726	20.875	25.367*	21.026	292.6		2 Laps at start	2 Laps at start				
7	1'30.285	P 26.105	20.884	26.431*	16.865	291.8	16	1'51.829	* 36.381	21.993*	26.523	26.932	281.9
<b>Run # 2</b>	Front Tyre Slick-Medium	Rear Tyre Slick-Medium					17	1'29.859	P 26.607	20.940	25.942	16.370	281.9
	7 Laps at start	7 Laps at start					<b>Run # 6</b>	Front Tyre Slick-Medium	Rear Tyre Slick-Soft				
8	1'43.695	33.817	21.920	26.469	21.489	286.4		4 Laps at start	New Tyre				
9	<b>1'33.717</b>	26.264	21.031	25.449	20.973	290.3	18	1'43.999	34.698	21.386	26.125	21.790	284.9
10	<b>1'33.300</b>	26.152	20.872	25.384	20.892	290.3	19	<b>1'33.816</b>	<b>26.303</b>	<b>20.858</b>	<b>25.653</b>	<b>21.002</b>	286.4
11	<b>1'32.955</b>	26.068	20.733	25.303	20.851	291.1	20	1'37.256	* 28.346*	21.182	26.291	21.437	283.4
12	1'34.943	P 28.415*	23.290	26.533	16.705	289.5							

**Fastest Lap:** Francesco BAGNAIA      Ducati Lenovo Team      ITA      **1'30.685**      25.460      20.144      24.697      20.384

These data/results cannot be reproduced, stored and/or transmitted in whole or in part by any manner of electronic, mechanical, photocopying, recording, broadcasting or otherwise now known or herein after developed without the previous express consent by the copyright owner, except for reproduction in daily press and regular printed publications on sale to the public within 60 days of the event related to those data/results and always provided that copyright symbol appears together as follows below.  
© DORNA, 2024



4226 m.

## GRAN PREMIO RED BULL DI SAN MARINO E DELLA RIVIERA

## Practice

## Best Partial Times

MotoGP™

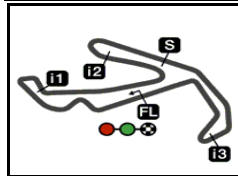
IT Ideal Lap Time, sum of the best partial times

BT Best Lap Time

T1		T2		T3		T4				IT		BT	
Pos	Rider	Time	Rider	Time	Rider	Time	Rider	Time	Pos	Rider	IT	BT	
1	F.BAGNAIA	25.460	F.BAGNAIA	20.144	F.BAGNAIA	24.697	M.MARQUEZ	20.265	1	F.BAGNAIA	1'30.606	1'30.685	(1)
2	M.BEZZECCHI	25.465	J.MARTIN	20.168	J.MARTIN	24.759	F.BAGNAIA	20.305	2	M.MARQUEZ	1'30.813	1'30.870	(2)
3	B.BINDER	25.478	J.MILLER	20.179	F.MORBIDELLI	24.763	J.MARTIN	20.335	3	J.MARTIN	1'30.885	1'30.966	(3)
4	M.MARQUEZ	25.480	M.MARQUEZ	20.189	P.ACOSTA	24.789	F.MORBIDELLI	20.408	4	F.MORBIDELLI	1'30.910	1'30.967	(4)
5	DI GIANNANTO	25.496	E.BASTIANINI	20.205	M.BEZZECCHI	24.800	J.MILLER	20.438	5	E.BASTIANINI	1'30.980	1'31.067	(5)
6	P.ESPARGARO	25.499	P.ESPARGARO	20.215	E.BASTIANINI	24.808	E.BASTIANINI	20.449	6	P.ACOSTA	1'31.020	1'31.203	(6)
7	P.ACOSTA	25.502	F.MORBIDELLI	20.216	A.ESPARGARO	24.857	M.BEZZECCHI	20.451	7	M.BEZZECCHI	1'31.116	1'31.229	(7)
8	E.BASTIANINI	25.518	P.ACOSTA	20.264	F.QUARTARARO	24.877	P.ACOSTA	20.465	8	P.ESPARGAR	1'31.134	1'31.434	(13)
9	P.ESPARGARO	25.522	M.OLIVEIRA	20.305	M.MARQUEZ	24.879	B.BINDER	20.469	9	J.MILLER	1'31.249	1'31.320	(10)
10	F.MORBIDELLI	25.523	J.ZARCO	20.326	P.ESPARGARO	24.880	A.ESPARGARO	20.490	10	M.VIÑALES	1'31.275	1'31.301	(8)
11	M.VIÑALES	25.545	F.QUARTARARO	20.343	M.VIÑALES	24.884	M.VIÑALES	20.502	10	A.ESPARGAR	1'31.275	1'31.433	(12)
12	F.QUARTARARO	25.545	M.VIÑALES	20.344	F.DI GIANNANTO	24.912	M.OLIVEIRA	20.527	12	B.BINDER	1'31.282	1'31.422	(11)
13	J.MARTIN	25.623	B.BINDER	20.358	A.MARQUEZ	24.936	F.QUARTARARO	20.533	13	F.QUARTARAR	1'31.298	1'31.313	(9)
14	A.RINS	25.633	M.BEZZECCHI	20.400	A.RINS	24.952	A.FERNANDEZ	20.537	14	F.DI GIANNAN	1'31.542	1'31.779	(16)
15	J.MILLER	25.651	A.ESPARGARO	20.406	B.BINDER	24.977	P.ESPARGARO	20.540	15	M.OLIVEIRA	1'31.639	1'31.724	(14)
16	J.ZARCO	25.733	A.FERNANDEZ	20.409	J.MILLER	24.981	T.NAKAGAMI	20.588	16	J.ZARCO	1'31.690	1'31.735	(15)
17	A.FERNANDEZ	25.741	A.MARQUEZ	20.431	R.FERNANDEZ	24.992	F.DI GIANNANTO	20.598	17	A.RINS	1'31.695	1'31.886	(17)
18	M.OLIVEIRA	25.745	T.NAKAGAMI	20.449	J.ZARCO	25.003	A.RINS	20.626	18	A.MARQUEZ	1'31.759	1'31.908	(18)
19	A.MARQUEZ	25.754	A.RINS	20.484	M.OLIVEIRA	25.062	J.ZARCO	20.628	19	A.FERNANDEZ	1'31.798	1'31.961	(19)
20	T.NAKAGAMI	25.812	L.MARINI	20.516	L.MARINI	25.101	A.MARQUEZ	20.638	20	T.NAKAGAMI	1'32.016	1'32.208	(20)
21	R.FERNANDEZ	25.836	F.DI GIANNANTO	20.536	A.FERNANDEZ	25.111	L.MARINI	20.716	21	R.FERNANDEZ	1'32.136	1'32.227	(21)
22	L.MARINI	25.980	R.FERNANDEZ	20.574	T.NAKAGAMI	25.167	R.FERNANDEZ	20.734	22	L.MARINI	1'32.313	1'32.388	(22)
23	S.BRADL	26.303	S.BRADL	20.858	S.BRADL	25.653	S.BRADL	21.002	23	S.BRADL	1'33.816	1'33.816	(23)

These data/results cannot be reproduced, stored and/or transmitted in whole or in part by any manner of electronic, mechanical, photocopying, recording, broadcasting or otherwise now known or herein after developed without the previous express consent by the copyright owner, except for reproduction in daily press and regular printed publications on sale to the public within 60 days of the event related to those data/results and always provided that copyright symbol appears together as follows below.

© DORNA, 2024




4226 m.

## GRAN PREMIO RED BULL DI SAN MARINO E DELLA RIVIERA

## Practice

## Fastest Laps Sequence

<i>Practice Time</i>	 <i>Rider</i>	<i>Nation</i>	<i>Motorcycle</i>	<i>Time</i>	<i>Km/h</i>	<i>Rider's Lap</i>
<b>3'36.706</b>	42 Alex RINS	SPA	YAMAHA	<b>1'36.064</b>	158.3	2
<b>3'37.659</b>	30 Takaaki NAKAGAMI	JPN	HONDA	<b>1'35.373</b>	159.5	2
<b>3'37.790</b>	72 Marco BEZZECCHI	ITA	DUCATI	<b>1'33.905</b>	162.0	2
<b>4'03.653</b>	89 Jorge MARTIN	SPA	DUCATI	<b>1'33.163</b>	163.3	2
<b>5'09.733</b>	42 Alex RINS	SPA	YAMAHA	<b>1'33.027</b>	163.5	3
<b>5'20.151</b>	31 Pedro ACOSTA	SPA	KTM	<b>1'32.802</b>	163.9	3
<b>5'42.534</b>	1 Francesco BAGNAIA	ITA	DUCATI	<b>1'32.523</b>	164.4	3
<b>6'52.350</b>	31 Pedro ACOSTA	SPA	KTM	<b>1'32.199</b>	165.0	4
<b>8'24.193</b>	31 Pedro ACOSTA	SPA	KTM	<b>1'31.843</b>	165.6	5
<b>9'55.893</b>	31 Pedro ACOSTA	SPA	KTM	<b>1'31.700</b>	165.9	6
<b>14'32.015</b>	31 Pedro ACOSTA	SPA	KTM	<b>1'31.672</b>	165.9	9
<b>24'28.547</b>	93 Marc MARQUEZ	SPA	DUCATI	<b>1'31.364</b>	166.5	11
<b>32'12.027</b>	31 Pedro ACOSTA	SPA	KTM	<b>1'31.301</b>	166.6	13
<b>49'45.100</b>	23 Enea BASTIANINI	ITA	DUCATI	<b>1'31.242</b>	166.7	17
<b>49'59.888</b>	31 Pedro ACOSTA	SPA	KTM	<b>1'31.203</b>	166.8	20
<b>50'36.837</b>	93 Marc MARQUEZ	SPA	DUCATI	<b>1'31.034</b>	167.1	22
<b>53'24.488</b>	89 Jorge MARTIN	SPA	DUCATI	<b>1'30.966</b>	167.2	23
<b>56'45.537</b>	1 Francesco BAGNAIA	ITA	DUCATI	<b>1'30.885</b>	167.3	21
<b>58'16.222</b>	1 Francesco BAGNAIA	ITA	DUCATI	<b>1'30.685</b>	167.7	22

These data/results cannot be reproduced, stored and/or transmitted in whole or in part by any manner of electronic, mechanical, photocopying, recording, broadcasting or otherwise now known or herein after developed without the previous express consent by the copyright owner, except for reproduction in daily press and regular printed publications on sale to the public within 60 days of the event related to those data/results and always provided that copyright symbol appears together as follows below.

© DORNA, 2024