


4657 m.

MOTUL SOLIDARITY GRAND PRIX OF BARCELONA

Race

Classification after 24 laps = 111.768 km

29

Pos		Rider	Nation	Team	Motorcycle	Total Time	Km/h	Gap
1	25	1 Francesco BAGNAIA	ITA	Ducati Lenovo Team	DUCATI	40'24.740	165.9	
2	20	93 Marc MARQUEZ	SPA	Gresini Racing MotoGP	DUCATI	40'26.214	165.8	1.474
3	16	89 Jorge MARTIN	SPA	Prima Pramac Racing	DUCATI	40'28.550	165.6	3.810
4	13	73 Alex MARQUEZ	SPA	Gresini Racing MotoGP	DUCATI	40'30.062	165.5	5.322
5	11	41 Aleix ESPARGARO	SPA	Aprilia Racing	APRILIA	40'30.493	165.5	5.753
6	10	33 Brad BINDER	RSA	Red Bull KTM Factory Racing	KTM	40'31.821	165.4	7.081
7	9	23 Enea BASTIANINI	ITA	Ducati Lenovo Team	DUCATI	40'32.133	165.4	7.393
8	8	21 Franco MORBIDELLI	ITA	Prima Pramac Racing	DUCATI	40'33.449	165.3	8.709
9	7	72 Marco BEZZECCHI	ITA	Pertamina Enduro VR46 Racing T	DUCATI	40'35.224	165.2	10.484
10	6	31 Pedro ACOSTA	SPA	Red Bull GASGAS Tech3	KTM	40'35.358	165.2	10.618
11	5	20 Fabio QUARTARARO	FRA	Monster Energy Yamaha MotoGP	YAMAHA	40'35.496	165.2	10.756
12	4	88 Miguel OLIVEIRA	POR	Trackhouse Racing	APRILIA	40'38.204	165.0	13.464
13	3	43 Jack MILLER	AUS	Red Bull KTM Factory Racing	KTM	40'39.300	164.9	14.560
14	2	5 Johann ZARCO	FRA	CASTROL Honda LCR	HONDA	40'44.209	164.6	19.469
15	1	12 Maverick VIÑALES	SPA	Aprilia Racing	APRILIA	40'46.935	164.4	22.195
16		10 Luca MARINI	ITA	Repsol Honda Team	HONDA	40'48.630	164.3	23.890
17		30 Takaaki NAKAGAMI	JPN	IDEMITSU Honda LCR	HONDA	40'48.700	164.3	23.960
18		25 Raul FERNANDEZ	SPA	Trackhouse Racing	APRILIA	40'53.741	163.9	29.001
19		37 Augusto FERNANDEZ	SPA	Red Bull GASGAS Tech3	KTM	40'53.885	163.9	29.145
20		51 Michele PIRRO	ITA	Pertamina Enduro VR46 Racing T	DUCATI	41'02.035	163.4	37.295
21		42 Alex RINS	SPA	Monster Energy Yamaha MotoGP	YAMAHA	41'03.878	163.9	39.138
22		6 Stefan BRADL	GER	HRC Test Team	HONDA	41'12.394	162.7	47.654
Not classified								
		36 Joan MIR	SPA	Repsol Honda Team	HONDA	10'10.382	164.8	18 laps

Race condition: Dry

Air: 18°

Humidity: 63%

Ground: 16°

Pole Position:

Fastest Lap:

Best Race Lap:

All-Time Lap Record:

	Francesco BAGNAIA	1'38.641	169.9 Km/h
Lap 4	Marc MARQUEZ	1'40.088	167.5 Km/h
2024	Pedro ACOSTA	1'39.664	168.2 Km/h
2024	Aleix ESPARGARO	1'38.190	170.7 Km/h

13:35'00

13:38'31

13:59'48

14:02'16

14:04'00

14:13'45 **Joan MIR**14:32'26 **Alex RINS**14:33'09 **Pedro ACOSTA**14:38'39 **Alex RINS**14:39'18 **Takaaki NAKAGAMI**14:46'09 **Alex RINS**14:46'22 **Alex RINS**

SIGHTING LAP START

All bikes on grid

WARM UP LAP START

RACE START

No jump starts

crashed out - Rider OK

long lap penalty due to shortcut at T1-2

track limits warning

double long lap penalty - failed to comply with long lap penalty

track limits warning

3 seconds penalty - failed to comply with long lap penalty

6 seconds penalty - failed to comply with double long lap penalty

The results are provisional until the end of the limit for protest and appeals.

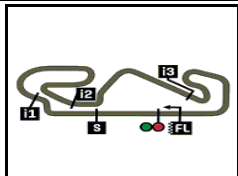
Time limit for protest expires 60' after publication of the results - Time:

These data/results cannot be reproduced, stored and/or transmitted in whole or in part by any manner of electronic, mechanical, photocopying, recording, broadcasting or otherwise now known or herein after developed without the previous express consent by the copyright owner, except for reproduction in daily press and regular printed publications on sale to the public within 60 days of the event related to those data/results and always provided that copyright symbol appears together as follows below.

© DORNA, 2024

Official MotoGP Timing by TISSOT
www.motogp.com

Barcelona, Sunday, November 17, 2024



4657 m.

MOTUL SOLIDARITY GRAND PRIX OF BARCELONA

MotoGP™

World Championship Classification

30

Rider	Points	Leader	Prev	QAT	POR	AME	SPA	FRA	CAT	ITA	NED	GER	GBR	AUT	ARA	RSM	EMI	INA	JPN	AUS	THA	MAL	SLD
1 MARTIN Jorge [SPA]	508			28 12 16	32 7 25	20 7 13	12 12 -	37 12 25	26 6 20	16 - 16	29 9 20	12 12 -	29 9 20	29 9 20	29 9 20	13 12 1	29 9 20	25 0 25	26 6 20	32 12 20	29 9 20	32 12 20	23 7 16
2 BAGNAIA Francesco [ITA]	498	10	10	31 6 25	6 6 -	13 2 11	25 - 25	16 - 16	25 - 25	37 12 25	37 12 25	32 7 25	16 - 16	37 12 25	1 1 -	29 9 20	12 12 -	28 12 16	37 12 25	22 6 16	32 7 25	25 - 25	37 12 25
3 MARQUEZ Marc [SPA]	392	116	106	18 5 13	9 9 0	9 9 -	24 4 20	29 9 20	25 9 16	22 9 13	6 - 6	24 4 20	13 - 13	13 - 13	37 12 25	30 5 25	22 6 16	7 7 -	23 7 16	34 9 25	11 6 5	13 9 4	23 3 20
4 BASTIANINI Enea [ITA]	386	122	6	15 4 11	24 4 20	20 4 16	11 - 11	19 6 13	5 5 0	20 - 20	22 6 16	19 6 13	37 12 25	22 6 16	14 3 11	22 6 16	32 7 25	9 9 -	22 9 13	18 7 11	14 12 2	23 7 16	18 9 9
5 BINDER Brad [RSA]	217	291	169	29 9 20	13 - 13	7 0 7	10 - 10	8 0 8	8 - 8	10 4 6	14 4 10	9 2 7	6 6 -	14 3 11	17 4 13	16 3 13	4 4 0	8 0 8	10 - 10	9 - 9	11 1 10	3 3 -	11 - 1 10
6 ACOSTA Pedro [SPA]	215	293	2	9 2 7	19 3 16	26 6 20	15 9 6	4 4 -	10 7 3	18 7 11	0 0 -	9 0 9	12 5 7	3 0 3	23 7 16	4 4 0	5 5 -	24 4 20	- - -	- - -	16 - 16	12 1 11	6 - 6
7 VIÑALES Maverick [SPA]	190	318	25	7 1 6	12 12 -	37 12 25	7 - 7	18 7 11	6 2 4	13 5 8	18 7 11	7 3 4	5 2 3	9 0 9	0 0 -	0 0 0	10 0 10	13 3 10	1 1 -	8 - 8	9 0 9	9 0 9	1 0 1
8 MARQUEZ Alex [SPA]	173	335	17	13 3 10	0 0 -	1 0 1	13 - 13	6 0 6	9 0 9	9 2 7	11 2 9	17 1 16	13 4 9	6 0 6	6 6 -	10 0 10	7 0 7	0 0 -	3 3 -	1 - 1	11 5 6	19 6 13	18 5 13
9 MORBIDELLI Franco [ITA]	173	335	0	0 0 0	0 0 0	0 0 -	6 6 -	9 0 9	0 0 -	16 6 10	8 1 7	16 5 11	6 - 6	12 4 8	10 - 10	7 7 -	12 1 11	18 5 13	16 5 11	15 5 10	4 4 -	6 4 2	12 4 8
10 DI GIANNANTONIO Fabio [ITA]	165	343	8	9 - 9	6 - 6	10 - 10	9 0 9	13 3 10	15 4 11	12 3 9	18 5 13	0 0 -	12 1 11	- - -	8 0 8	7 - 7	2 0 2	1 1 -	12 4 8	16 3 13	15 2 13	- - -	- - -
11 ESPARGARO Aleix [SPA]	163	345	2	15 7 8	10 2 8	14 5 9	- - -	12 5 7	25 12 13	6 1 5	- - -	- - -	17 7 10	14 7 7	6 - 6	0 0 -	8 0 8	0 0 -	7 - 7	2 2 0	7 0 7	3 0 3	17 6 11
12 BEZZECCHI Marco [ITA]	153	355	10	2 0 2	10 0 10	8 0 8	16 - 16	- - -	6 1 5	3 0 3	0 0 -	8 0 8	8 - 8	12 2 10	9 0 9	11 - 11	15 2 13	17 6 11	9 0 9	0 - 0	3 3 -	7 0 7	9 2 7

These data/results cannot be reproduced, stored and/or transmitted in whole or in part by any manner of electronic, mechanical, photocopying, recording, broadcasting or otherwise now known or herein after developed without the previous express consent by the copyright owner, except for reproduction in daily press and regular printed publications on sale to the public within 60 days of the event related to those data/results and always provided that copyright symbol appears together as follows below.

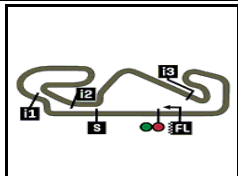
© DORNA, 2024

Official MotoGP Timing by TISSOT
www.motogp.com



Barcelona, Sunday, November 17, 2024

Page 1 of 4



4657 m.

MOTUL SOLIDARITY GRAND PRIX OF BARCELONA

MotoGP™

World Championship Classification

30

Rider	Points	Leader	Prev	QAT	POR	AME	SPA	FRA	CAT	ITA	NED	GER	GBR	AUT	ARA	RSM	EMI	INA	JPN	AUS	THA	MAL	SLD
13 QUARTARARO Fabio [FRA]	113	395	40	5 0 5	10 1 9	4 0 4	6 5 1	0 0 -	7 0 7	0 - 0	7 3 4	5 0 5	5 0 5	0 0 0	2 2 -	10 1 9	12 3 9	9 0 9	4 0 4	7 0 7	0 0 0	15 5 10	5 0 5
14 MILLER Jack [AUS]	87	421	26	0 0 0	16 5 11	6 3 3	0 0 -	2 2 -	3 3 -	0 0 0	5 0 5	3 0 3	7 3 4	5 5 0	1 0 1	10 2 8	0 0 0	0 0 -	8 2 6	5 - 5	11 0 11	2 2 -	3 0 3
15 OLIVEIRA Miguel [POR]	75	433	12	1 0 1	7 0 7	5 0 5	10 2 8	0 0 -	6 - 6	2 - 2	1 0 1	19 9 10	0 0 -	4 0 4	5 5 -	5 0 5	6 0 6	- - -	- - -	- - -	- - -	- - -	4 - 0
16 FERNANDEZ Raul [SPA]	66	442	9	0 0 -	0 0 -	7 1 6	5 0 5	6 1 5	10 - 10	4 0 4	8 0 8	6 0 6	0 0 -	0 0 -	0 0 0	0 0 0	3 0 3	6 0 6	1 0 1	10 4 6	0 0 -	0 0 0	0 0 0
17 ZARCO Johann [FRA]	55	453	11	4 0 4	1 - 1	- - -	0 0 -	4 0 4	0 - 0	0 0 0	3 0 3	0 0 0	2 0 2	0 0 0	3 - 3	4 0 4	1 0 1	9 2 7	5 0 5	4 - 4	8 0 8	5 - 5	2 0 2
18 RINS Alex [SPA]	31	477	24	0 0 0	3 - 3	0 0 -	3 0 3	1 - 1	0 0 0	1 0 1	0 0 -	- - -	- - -	0 - 0	7 0 7	0 0 0	- - -	5 0 5	0 0 0	3 0 3	0 0 -	8 0 8	0 0 0
19 NAKAGAMI Takaaki [JPN]	31	477	0	0 0 0	2 0 2	- - -	2 0 2	2 0 2	2 0 2	0 0 -	0 0 0	2 0 2	1 0 1	2 0 2	5 0 5	3 0 3	0 0 0	4 0 4	3 - 3	0 0 0	3 0 3	0 0 -	0 0 0
20 FERNANDEZ Augusto [SPA]	27	481	4	0 0 0	5 0 5	2 - 2	3 3 -	3 0 3	0 0 -	0 0 -	2 0 2	0 0 0	0 0 0	1 - 1	4 0 4	0 0 -	0 0 0	- - -	0 0 -	1 1 0	0 0 -	6 0 6	0 0 0
21 MIR Joan [SPA]	21	487	6	3 0 3	4 0 4	- - -	5 1 4	- - -	1 0 1	- - -	0 0 -	0 0 0	0 0 -	0 0 0	2 0 2	- - -	5 0 5	- - -	- - -	0 0 -	1 0 1	0 0 -	0 0 0
22 MARINI Luca [ITA]	14	494	7	0 0 0	0 0 0	0 0 0	0 - 0	0 0 0	0 0 0	0 0 0	0 - 0	1 0 1	0 0 0	0 0 -	0 0 0	0 0 -	4 0 4	0 0 -	2 0 2	2 0 2	4 0 4	1 0 1	0 0 0
23 ESPARGARO Pol [SPA]	12	496	2	- - -	- - -	- - -	- - -	- - -	- - -	0 0 0	- - -	- - -	- - -	6 1 5	- - -	6 0 6	- - -	- - -	- - -	- - -	- - -	- - -	- - -
24 PEDROSA Daniel [SPA]	7	501	5	- - -	- - -	- - -	7 7 -	- - -	- - -	- - -	- - -	- - -	- - -	- - -	- - -	- - -	- - -	- - -	- - -	- - -	- - -	- - -	- - -

These data/results cannot be reproduced, stored and/or transmitted in whole or in part by any manner of electronic, mechanical, photocopying, recording, broadcasting or otherwise now known or herein after developed without the previous express consent by the copyright owner, except for reproduction in daily press and regular printed publications on sale to the public within 60 days of the event related to those data/results and always provided that copyright symbol appears together as follows below.

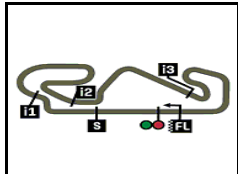
© DORNA, 2024

Official MotoGP Timing by TISSOT
www.motogp.com



Barcelona, Sunday, November 17, 2024

Page 2 of 4



4657 m.

MOTUL SOLIDARITY GRAND PRIX OF BARCELONA

MotoGP™

World Championship Classification

30

Rider	Points	Leader	Prev	QAT	POR	AME	SPA	FRA	CAT	ITA	NED	GER	GBR	AUT	ARA	RSM	EMI	INA	JPN	AUS	THA	MAL	SLD	
25 BRADL Stefan [GER]	2	506	5	-	-	-	0	-	0	-	-	0	-	0	-	2	-	-	-	-	-	-	0	
				-	-	-	-	-	0	0	-	0	-	0	-	-	-	-	-	-	-	-	0	0
26 GARDNER Remy [AUS]	0	508	2	-	-	-	-	-	-	-	-	0	0	-	-	-	-	-	0	-	-	-	-	
				-	-	-	-	-	-	-	-	0	0	-	-	-	-	-	0	0	-	-	-	-
27 IANNONE Andrea [ITA]	0	508	0	-	-	-	-	-	-	-	-	-	-	-	-	-	-	-	-	-	-	0	-	
				-	-	-	-	-	-	-	-	-	-	-	-	-	-	-	-	-	-	0	0	-
28 SAVADORI Lorenzo [ITA]	0	508	0	-	-	-	0	-	-	0	-	-	-	0	-	-	-	-	0	0	0	0	-	
				-	-	-	0	-	-	0	0	-	-	0	0	-	-	-	0	0	0	0	0	-
29 PIRRO Michele [ITA]	0	508	0	-	-	-	-	-	-	-	-	-	-	-	-	-	-	-	-	-	-	-	0	
				-	-	-	-	-	-	-	-	-	-	-	-	-	-	-	-	-	-	-	0	0

These data/results cannot be reproduced, stored and/or transmitted in whole or in part by any manner of electronic, mechanical, photocopying, recording, broadcasting or otherwise now known or herein after developed without the previous express consent by the copyright owner, except for reproduction in daily press and regular printed publications on sale to the public within 60 days of the event related to those data/results and always provided that copyright symbol appears together as follows below.

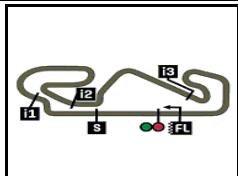
© DORNA, 2024

Official MotoGP Timing by 
www.motogp.com



Barcelona, Sunday, November 17, 2024

Page 3 of 4



4657 m.

MOTUL SOLIDARITY GRAND PRIX OF BARCELONA

MotoGP™

World Championship Classification

30

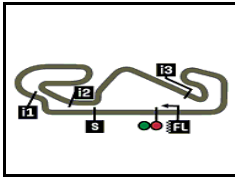
Constructor	Points	Leader	Previous	QAT	POR	AME	SPA	FRA	CAT	ITA	NED	GER	GBR	AUT	ARA	RSM	EMI	INA	JPN	AUS	THA	MAL	SLD
1 DUCATI	722			37	34	25	37	37	34	37	37	37	37	37	37	37	37	37	37	37	37	37	37
2 KTM	327	395	395	29	21	26	19	12	15	18	14	11	13	16	23	17	5	24	12	10	17	14	11
3 APRILIA	302	420	25	15	20	37	10	18	25	13	18	19	17	16	11	5	10	13	8	12	9	9	17
4 YAMAHA	124	598	178	5	10	4	8	1	7	1	7	5	5	-	9	10	12	9	4	7	-	15	5
5 HONDA	75	647	49	4	4	-	5	4	2	-	3	2	2	2	5	4	5	9	5	4	8	5	2

Team	Points	Leader	Previous	QAT	POR	AME	SPA	FRA	CAT	ITA	NED	GER	GBR	AUT	ARA	RSM	EMI	INA	JPN	AUS	THA	MAL	SLD
1 DUCATI LENOVO TEAM	884			46	30	33	36	35	30	57	59	51	53	59	15	51	44	37	59	40	46	48	55
2 PRIMA PRAMAC RACING	681	203	203	28	32	20	18	46	26	32	37	28	35	41	39	20	41	43	42	47	33	38	35
3 GRESINI RACING MOTOGP	565	319	116	31	9	10	37	35	34	31	17	41	26	19	43	40	29	7	26	35	22	32	41
4 APRILIA RACING	353	531	212	22	22	51	7	30	31	19	18	7	22	23	6	-	18	13	8	10	16	12	18
5 PERTAMINA ENDURO VR46 RACING TE	318	566	35	11	16	18	25	13	21	15	18	8	20	12	17	18	17	18	21	16	18	7	9
6 RED BULL KTM FACTORY RACING	304	580	14	29	29	13	10	10	11	10	19	12	13	19	18	26	4	8	18	14	22	5	14
7 RED BULL GASGAS TECH3	242	642	62	9	24	28	18	7	10	18	2	9	12	4	27	4	5	24	-	1	16	18	6
8 MONSTER ENERGY YAMAHA MOTOGP	144	740	98	5	13	4	9	1	7	1	7	5	5	-	9	10	12	14	4	10	-	23	5
9 TRACKHOUSE RACING	141	743	3	1	7	12	15	6	16	6	9	25	-	4	5	5	9	6	1	10	-	-	4
10 LCR HONDA	86	798	55	4	3	-	2	6	2	-	3	2	3	2	8	7	1	13	8	4	11	5	2
11 REPSOL HONDA TEAM	35	849	51	3	4	-	5	-	1	-	-	1	-	-	2	-	9	-	2	2	5	1	-

These data/results cannot be reproduced, stored and/or transmitted in whole or in part by any manner of electronic, mechanical, photocopying, recording, broadcasting or otherwise now known or herein after developed without the previous express consent by the copyright owner, except for reproduction in daily press and regular printed publications on sale to the public within 60 days of the event related to those data/results and always provided that copyright symbol appears together as follows below.
© DORNA, 2024

Official MotoGP Timing by TISSOT
www.motogp.com





MOTUL SOLIDARITY GRAND PRIX OF BARCELONA

Race

Lap Chart

31

4657 m.

Pos	1	2	3	4	5	6	7	8	9	10	11	12	13	14	15	16	17	18	19	20	21	22	23
Grid	1	41	93	89	21	31	12	23	72	20	73	5	36	88	42	10	25	33	43	30	37	51	6



1	1	89	93	23	41	31	21	72	73	33	20	36	42	88	43	12	10	37	5	6	25	30	51
2	1	93	89	23	41	31	21	73	72	33	20	36	88	43	42	12	37	10	5	25	30	6	51
3	1	93	89	41	23	31	21	73	33	72	36	20	88	43	42	37	10	25	5	12	30	6	51
4	1	93	89	23	41	31	73	21	33	72	36	20	88	43	42	37	10	25	5	12	30	6	51
5	1	93	89	41	23	31	73	21	33	72	36	20	88	43	37	42	25	5	10	12	30	6	51
6	1	93	89	41	23	31	73	21	33	72	20	36	88	43	37	42	25	5	12	10	30	6	51
7	1	93	89	41	23	73	31	21	33	72	20	88	43	37	25	42	5	12	10	30	51	6	
8	1	93	89	41	73	31	21	23	33	72	20	88	43	37	25	5	42	12	10	30	51	6	
9	1	93	89	41	73	31	21	23	33	72	20	88	43	37	25	5	12	42	10	30	51	6	
10	1	93	89	41	73	31	21	23	33	72	20	88	43	37	25	5	12	10	30	42	51	6	
L	1	93	89	41	73	31	21	23	33	72	20	88	43	37	25	5	12	10	30	42	51	6	
a	1	93	89	41	73	31	21	23	33	72	20	88	43	25	5	37	12	10	30	42	51	6	
P	1	93	89	41	73	31	23	21	33	72	20	88	43	25	5	37	12	10	30	42	51	6	
S	1	93	89	41	73	31	23	21	33	72	20	88	43	25	5	12	37	10	30	42	51	6	
15	1	93	89	41	73	31	23	33	21	72	20	88	43	5	25	12	37	10	30	42	51	6	
16	1	93	89	41	73	31	23	33	21	72	20	88	43	5	25	12	10	37	30	42	51	6	
17	1	93	89	41	73	23	31	33	21	72	20	88	43	5	25	10	12	37	30	42	51	6	
18	1	93	89	41	73	23	33	21	31	72	20	88	43	5	25	12	10	37	30	42	51	6	
19	1	93	89	41	73	23	33	21	31	72	20	88	43	5	25	12	10	30	37	42	51	6	
20	1	93	89	41	73	23	33	21	31	72	20	88	43	5	12	25	10	30	37	42	51	6	
21	1	93	89	41	73	23	33	21	31	72	20	88	43	5	25	12	10	30	37	42	51	6	
22	1	93	89	41	73	23	33	21	31	72	20	88	43	5	12	10	30	25	37	42	51	6	
23	1	93	89	73	41	23	33	21	31	72	20	88	43	5	12	10	30	25	37	42	51	6	
24	1	93	89	73	41	33	23	21	72	31	20	88	43	5	12	10	30	25	37	42	51	6	

Winner Lapped rider

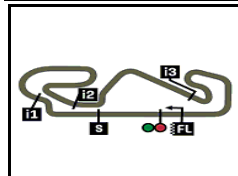
These data/results cannot be reproduced, stored and/or transmitted in whole or in part by any manner of electronic, mechanical, photocopying, recording, broadcasting or otherwise now known or herein after developed without the previous express consent by the copyright owner, except for reproduction in daily press and regular printed publications on sale to the public within 60 days of the event related to those data/results and always provided that copyright symbol appears together as follows below.

© DORNA, 2024

Official MotoGP Timing by TISSOT
www.motogp.com



Barcelona, Sunday, November 17, 2024




4657 m.

MOTUL SOLIDARITY GRAND PRIX OF BARCELONA

Race

Fastest Lap of Each Rider

32

	Rider	Nation	Team	Motorcycle	Time	Lap Total	Gap
1	93 Marc MARQUEZ	SPA	Gresini Racing MotoGP	DUCATI	1'40.088	4 24	
2	23 Enea BASTIANINI	ITA	Ducati Lenovo Team	DUCATI	1'40.104	4 24	0.016 0.016
3	1 Francesco BAGNAIA	ITA	Ducati Lenovo Team	DUCATI	1'40.143	4 24	0.055 0.039
4	41 Aleix ESPARGARO	SPA	Aprilia Racing	APRILIA	1'40.194	5 24	0.106 0.051
5	72 Marco BEZZECCHI	ITA	Pertamina Enduro VR46 Racing Tea	DUCATI	1'40.237	5 24	0.149 0.043
6	33 Brad BINDER	RSA	Red Bull KTM Factory Racing	KTM	1'40.243	5 24	0.155 0.006
7	21 Franco MORBIDELLI	ITA	Prima Pramac Racing	DUCATI	1'40.252	5 24	0.164 0.009
8	31 Pedro ACOSTA	SPA	Red Bull GASGAS Tech3	KTM	1'40.287	4 24	0.199 0.035
9	89 Jorge MARTIN	SPA	Prima Pramac Racing	DUCATI	1'40.290	5 24	0.202 0.003
10	73 Alex MARQUEZ	SPA	Gresini Racing MotoGP	DUCATI	1'40.304	5 24	0.216 0.014
11	36 Joan MIR	SPA	Repsol Honda Team	HONDA	1'40.537	4 6	0.449 0.233
12	20 Fabio QUARTARARO	FRA	Monster Energy Yamaha MotoGP T	YAMAHA	1'40.587	4 24	0.499 0.050
13	37 Augusto FERNANDEZ	SPA	Red Bull GASGAS Tech3	KTM	1'40.621	3 24	0.533 0.034
14	88 Miguel OLIVEIRA	POR	Trackhouse Racing	APRILIA	1'40.691	4 24	0.603 0.070
15	25 Raul FERNANDEZ	SPA	Trackhouse Racing	APRILIA	1'40.734	5 24	0.646 0.043
16	43 Jack MILLER	AUS	Red Bull KTM Factory Racing	KTM	1'40.746	4 24	0.658 0.012
17	5 Johann ZARCO	FRA	CASTROL Honda LCR	HONDA	1'40.868	7 24	0.780 0.122
18	12 Maverick VIÑALES	SPA	Aprilia Racing	APRILIA	1'40.876	5 24	0.788 0.008
19	10 Luca MARINI	ITA	Repsol Honda Team	HONDA	1'40.961	4 24	0.873 0.085
20	30 Takaaki NAKAGAMI	JPN	IDEMITSU Honda LCR	HONDA	1'40.978	5 24	0.890 0.017
21	42 Alex RINS	SPA	Monster Energy Yamaha MotoGP T	YAMAHA	1'41.039	4 24	0.951 0.061
22	51 Michele PIRRO	ITA	Pertamina Enduro VR46 Racing Tea	DUCATI	1'41.494	3 24	1.406 0.455
23	6 Stefan BRADL	GER	HRC Test Team	HONDA	1'41.516	3 24	1.428 0.022

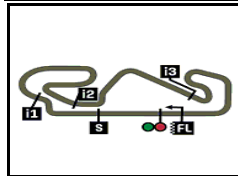
These data/results cannot be reproduced, stored and/or transmitted in whole or in part by any manner of electronic, mechanical, photocopying, recording, broadcasting or otherwise now known or herein after developed without the previous express consent by the copyright owner, except for reproduction in daily press and regular printed publications on sale to the public within 60 days of the event related to those data/results and always provided that copyright symbol appears together as follows below.

© DORNA, 2024

Official MotoGP Timing by TISSOT
www.motogp.com

Barcelona, Sunday, November 17, 2024





4657 m.

MOTUL SOLIDARITY GRAND PRIX OF BARCELONA

After the Race

Event Best Maximum Speed

33



Rider	Nation Team	Motorcycle	Km/h	
33 Brad BINDER	RSA Red Bull KTM Factory Racing	KTM	358.8	Tissot Sprint
31 Pedro ACOSTA	SPA Red Bull GASGAS Tech3	KTM	356.4	Qualifying Nr. 2
89 Jorge MARTIN	SPA Prima Pramac Racing	DUCATI	355.2	Qualifying Nr. 2
21 Franco MORBIDELLI	ITA Prima Pramac Racing	DUCATI	355.2	Qualifying Nr. 2
23 Enea BASTIANINI	ITA Ducati Lenovo Team	DUCATI	355.2	Race
41 Aleix ESPARGARO	SPA Aprilia Racing	APRILIA	354.0	Race
88 Miguel OLIVEIRA	POR Trackhouse Racing	APRILIA	354.0	Qualifying Nr. 1
1 Francesco BAGNAIA	ITA Ducati Lenovo Team	DUCATI	354.0	Qualifying Nr. 2
72 Marco BEZZECCHI	ITA Pertamina Enduro VR46 Racing T	DUCATI	352.9	Race
12 Maverick VIÑALES	SPA Aprilia Racing	APRILIA	352.9	Practice
5 Johann ZARCO	FRA CASTROL Honda LCR	HONDA	352.9	Qualifying Nr. 2
43 Jack MILLER	AUS Red Bull KTM Factory Racing	KTM	352.9	Free Practice Nr. 1
93 Marc MARQUEZ	SPA Gresini Racing MotoGP	DUCATI	352.9	Qualifying Nr. 2
10 Luca MARINI	ITA Repsol Honda Team	HONDA	351.7	Qualifying Nr. 1
25 Raul FERNANDEZ	SPA Trackhouse Racing	APRILIA	351.7	Tissot Sprint
36 Joan MIR	SPA Repsol Honda Team	HONDA	351.7	Free Practice Nr. 1
42 Alex RINS	SPA Monster Energy Yamaha MotoGP	YAMAHA	351.7	Free Practice Nr. 2
20 Fabio QUARTARARO	FRA Monster Energy Yamaha MotoGP	YAMAHA	350.6	Tissot Sprint
6 Stefan BRADL	GER HRC Test Team	HONDA	350.6	Qualifying Nr. 1
73 Alex MARQUEZ	SPA Gresini Racing MotoGP	DUCATI	350.6	Race
37 Augusto FERNANDEZ	SPA Red Bull GASGAS Tech3	KTM	350.6	Race
30 Takaaki NAKAGAMI	JPN IDEMITSU Honda LCR	HONDA	347.2	Race
51 Michele PIRRO	ITA Pertamina Enduro VR46 Racing T	DUCATI	347.2	Free Practice Nr. 2

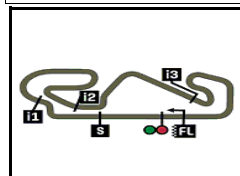
These data/results cannot be reproduced, stored and/or transmitted in whole or in part by any manner of electronic, mechanical, photocopying, recording, broadcasting or otherwise now known or herein after developed without the previous express consent by the copyright owner, except for reproduction in daily press and regular printed publications on sale to the public within 60 days of the event related to those data/results and always provided that copyright symbol appears together as follows below.

© DORNA, 2024

Official MotoGP Timing by TISSOT
www.motogp.com



Barcelona, Sunday, November 17, 2024



4657 m.

MOTUL SOLIDARITY GRAND PRIX OF BARCELONA

Race

Chronological Analysis of Performances

34

* Lap / Sector time cancelled

T1 Time from finish line to 1st intermediate

T3 Time from 2nd intermed. to 3rd intermed.

P Crossing the finish line in pit lane

T2 Time from 1st intermed. to 2nd intermed.

T4 Time from 3rd intermediate to finish line

**Tyre data subject to further updates

Lap	Lap Time	T1	T2	T3	T4	Speed	Lap	Lap Time	T1	T2	T3	T4	Speed
1st	1	Francesco BAGNAIA		DUCATI		ITA	11	1'40.770	16.679	31.830	20.750	31.511	349.5
		Ducati Lenovo Team					12	1'40.691	16.706	31.890	20.649	31.446	348.3
		Runs=1	Total laps=24	Full laps=23	Valid laps=21		13	1'40.813	16.686	31.943	20.643	31.541	349.5
Run #	1	Front Tyre	Slick-Hard	Rear Tyre	Slick-Soft		14	1'40.843	16.699	32.003	20.676	31.465	347.2
		New Tyre		New Tyre			15	1'41.033	16.762	32.010	20.690	31.571	347.2
1	1'43.570	19.699	32.050	20.528	31.293	297.5	16	1'40.889	16.702	31.987	20.670	31.530	347.2
2	1'40.390	16.743	31.854	20.560	31.233	347.2	17	1'41.120	16.734	32.063	20.671	31.652	348.3
3	1'40.148	16.670	31.809	20.541	31.128	347.2	18	1'41.277	16.809	32.077	20.720	31.671	345.0
4	1'40.143	16.625	31.690	20.504	31.324	348.3	19	1'41.401	16.805	32.151	20.772	31.673	347.2
5	1'40.316	16.670	31.832	20.526	31.288	347.2	20	1'41.355	16.778	32.119	20.729	31.729	348.3
6	1'40.241	16.623	31.759	20.568	31.291	346.1	21	1'41.719	16.785	32.270	20.796	31.868	348.3
7	1'40.288 *	16.720	31.758	20.584*	31.226	346.1	22	1'41.708	16.862	32.280	20.804	31.762	348.3
8	1'40.362	16.665	31.798	20.588	31.311	347.2	23	1'42.344	16.833	32.541	20.898	32.072	346.1
9	1'40.652	16.676	31.914	20.601	31.461	346.1	24	1'43.141	17.036	32.754	21.072	32.279	345.0
10	1'40.665	16.683	31.959	20.718	31.305	346.1							
11	1'40.865	16.665	31.969	20.718	31.513	346.1	3rd	89	Jorge MARTIN		DUCATI		SPA
12	1'40.592	16.686	31.939	20.581	31.386	346.1			Prima Pramac Racing				
13	1'40.790	16.708	32.000	20.675	31.407	345.0			Runs=1	Total laps=24	Full laps=23	Valid laps=23	
14	1'40.687	16.743	31.891	20.595	31.458	346.1	Run #	1	Front Tyre	Slick-Hard	Rear Tyre	Slick-Medium	
15	1'40.957	16.702	32.035	20.728	31.492	345.0			New Tyre		New Tyre		
16	1'41.054 *	16.693	32.090	20.695	31.576*	345.0	1	1'43.867	19.830	32.108	20.621	31.308	304.2
17	1'40.897	16.759	32.049	20.603	31.486	346.1	2	1'40.582	16.861	31.832	20.673	31.216	350.6
18	1'41.107	16.726	32.036	20.645	31.700	345.0	3	1'40.362	16.683	31.761	20.592	31.326	351.7
19	1'41.419	16.801	32.093	20.821	31.704	347.2	4	1'40.386	16.698	31.743	20.593	31.352	350.6
20	1'41.580	16.791	32.201	20.873	31.715	346.1	5	1'40.290	16.729	31.759	20.530	31.272	349.5
21	1'41.298	16.717	32.129	20.753	31.699	347.2	6	1'40.458	16.672	31.790	20.674	31.322	348.3
22	1'41.921	16.812	32.343	20.883	31.883	348.3	7	1'40.590	16.678	31.896	20.580	31.436	349.5
23	1'42.037	16.786	32.333	20.999	31.919	347.2	8	1'40.435	16.622	31.834	20.661	31.318	350.6
24	1'42.761	16.817	32.521	21.140	32.283	346.1	9	1'40.753	16.677	31.946	20.608	31.522	350.6
							10	1'40.618	16.645	31.904	20.607	31.462	347.2
							11	1'40.708	16.686	31.947	20.566	31.509	349.5
2nd	93	Marc MARQUEZ		DUCATI		SPA	12	1'40.904	16.706	32.062	20.656	31.480	349.5
		Gresini Racing MotoGP					13	1'40.950	16.688	32.010	20.629	31.623	348.3
		Runs=1	Total laps=24	Full laps=23	Valid laps=23		14	1'40.965	16.734	32.008	20.665	31.558	348.3
Run #	1	Front Tyre	Slick-Hard	Rear Tyre	Slick-Soft		15	1'41.177	16.857	32.065	20.553	31.702	347.2
		New Tyre		New Tyre			16	1'41.155	16.787	32.040	20.651	31.677	348.3
1	1'43.935	19.911	32.158	20.687	31.179	299.1	17	1'41.257	16.762	32.135	20.706	31.654	348.3
2	1'40.173	16.695	31.723	20.591	31.164	351.7	18	1'41.340	16.803	32.122	20.694	31.721	346.1
3	1'40.219	16.745	31.773	20.631	31.070	349.5	19	1'41.299	16.725	32.190	20.708	31.676	349.5
4	1'40.088	16.673	31.629	20.589	31.197	349.5	20	1'41.383	16.740	32.185	20.722	31.736	350.6
5	1'40.307	16.686	31.843	20.570	31.208	349.5	21	1'41.534	16.784	32.243	20.746	31.761	349.5
6	1'40.288	16.667	31.777	20.632	31.212	349.5	22	1'41.921	16.808	32.312	20.849	31.952	349.5
7	1'40.347	16.689	31.801	20.613	31.244	348.3	23	1'42.256	16.837	32.431	21.005	31.983	349.5
8	1'40.373	16.718	31.713	20.659	31.283	348.3	24	1'43.360	17.004	32.532	21.226	32.598	349.5
9	1'40.604	16.684	31.848	20.629	31.443	347.2							
10	1'40.776	16.685	31.911	20.800	31.380	347.2							

Fastest Lap: Marc MARQUEZ Gresini Racing MotoG SPA **1'40.088** 16.673 31.629 20.589 31.197

These data/results cannot be reproduced, stored and/or transmitted in whole or in part by any manner of electronic, mechanical, photocopying, recording, broadcasting or otherwise now known or herein after developed without the previous express consent by the copyright owner, except for reproduction in daily press and regular printed publications on sale to the public within 60 days of the event related to those data/results and always provided that copyright symbol appears together as follows below.
© DORNA, 2024

Race

MotoGP

Lap	Lap Time	T1	T2	T3	T4	Speed	Lap	Lap Time	T1	T2	T3	T4	Speed
18	1'41.259	16.664	32.090	20.873	31.632	349.5	14	1'41.365	16.824	32.161	20.774	31.606	345.0
19	1'41.296	16.666	32.133	20.728	31.769	349.5	15	1'41.447	16.861	32.144	20.781	31.661	340.6
20	1'41.529	16.729	32.214	20.822	31.764	350.6	16	1'41.533	16.764	32.207	20.864	31.698	347.2
21	1'41.869	16.797	32.332	20.877	31.863	351.7	17	1'41.614	16.776	32.200	20.924	31.714	347.2
22	1'41.834	16.864	32.338	20.781	31.851	351.7	18	1'41.895	16.746	32.157	21.243	31.749	342.8
23	1'41.789	16.677	32.325	20.907	31.880	351.7	19	1'41.727	16.743	32.354	20.892	31.738	346.1
24	1'42.386	16.761	32.468	20.876	32.281	350.6	20	1'41.510	16.660	32.210	20.840	31.800	348.3

8th **21** **Franco MORBIDELLI** DUCATI ITA
Prima Pramac Racing
Runs=1 Total laps=24 Full laps=23 Valid laps=21

Run #	1	Front Tyre	Slick-Hard	Rear Tyre	Slick-Hard	Speed
		New Tyre	New Tyre			
1	1'44.811	20.347	32.435	20.674	31.355	293.4
2	1'40.433	16.859	31.826	20.599	31.149	341.7
3	1'40.560 *	16.770	31.725	20.732*	31.333	347.2
4	1'40.856 *	16.912	32.192	20.593	31.159*	350.6
5	1'40.252	16.604	31.764	20.719	31.165	352.9
6	1'40.588	16.745	31.844	20.737	31.262	342.8
7	1'40.700	16.730	31.897	20.781	31.292	347.2
8	1'41.526	16.721	32.191	20.966	31.648	351.7
9	1'40.943	16.948	31.877	20.725	31.393	346.1
10	1'40.990	16.808	32.019	20.668	31.495	348.3
11	1'41.104	16.820	32.105	20.681	31.498	346.1
12	1'41.133	16.754	32.110	20.686	31.583	347.2
13	1'41.811	17.210	32.079	20.917	31.605	347.2
14	1'41.145	16.837	32.092	20.678	31.538	347.2
15	1'41.445	17.051	32.192	20.665	31.537	347.2
16	1'41.258	16.723	32.195	20.771	31.569	349.5
17	1'41.271	16.750	32.177	20.716	31.628	352.9
18	1'41.687	16.831	32.284	20.793	31.779	347.2
19	1'41.431	16.788	32.171	20.871	31.601	349.5
20	1'41.598	16.778	32.212	20.891	31.717	350.6
21	1'41.853	16.926	32.337	20.849	31.741	348.3
22	1'41.820	16.779	32.318	20.868	31.855	349.5
23	1'41.884	16.824	32.337	20.923	31.800	349.5
24	1'42.350	16.827	32.498	20.927	32.098	348.3

9th **72** **Marco BEZZECCHI** DUCATI ITA
Pertamina Enduro VR46 Racing Team
Runs=1 Total laps=24 Full laps=23 Valid laps=22

Run #	1	Front Tyre	Slick-Hard	Rear Tyre	Slick-Soft	Speed
		New Tyre	New Tyre			
1	1'44.972	20.492	32.555	20.775	31.150	301.6
2	1'40.704 *	16.843	31.954	20.741*	31.166	338.5
3	1'40.590	16.810	31.978	20.617	31.185	340.6
4	1'40.724	16.823	32.075	20.737	31.089	336.4
5	1'40.237	16.613	31.778	20.691	31.155	341.7
6	1'40.688	16.772	31.862	20.771	31.283	338.5
7	1'40.828	16.662	31.976	20.828	31.362	345.0
8	1'41.536	16.749	31.991	20.764	32.032	340.6
9	1'41.096	16.803	31.996	20.786	31.511	338.5
10	1'41.225	16.856	31.991	20.709	31.669	348.3
11	1'40.984	16.791	31.972	20.747	31.474	343.9
12	1'41.054	16.819	32.024	20.686	31.525	349.5
13	1'41.389	16.831	32.054	20.843	31.661	346.1

21 **1'41.807** 16.808 32.309 20.870 31.820 347.2
22 **1'42.110** 17.088 32.367 20.881 31.774 352.9
23 **1'42.017** 16.695 32.415 20.986 31.921 345.0
24 **1'42.172** 16.729 32.468 20.959 32.016 348.3

10th **31** **Pedro ACOSTA** KTM SPA
Red Bull GASGAS Tech3
Runs=1 Total laps=24 Full laps=23 Valid laps=21

Run #	1	Front Tyre	Slick-Hard	Rear Tyre	Slick-Medium	Speed
		New Tyre	New Tyre			
1	1'44.609	20.064	32.551	20.652	31.342	300.8
2	1'40.446 *	16.771	31.798	20.649*	31.228	351.7
3	1'40.545	16.726	31.786	20.736	31.297	346.1
4	1'40.287	16.625	31.801	20.557	31.304	352.9
5	1'40.534	16.752	31.911	20.684	31.187	350.6
6	1'40.443	16.626	31.806	20.714	31.297	349.5
7	1'40.815	16.833	31.942	20.726	31.314	354.0
8	1'40.645	16.663	31.978	20.681	31.323	354.0
9	1'40.771 *	16.726	31.948	20.751*	31.346	350.6
10	1'40.679	16.647	31.950	20.645	31.437	352.9
11	1'40.812	16.680	31.893	20.805	31.434	352.9
12	1'40.883	16.679	32.027	20.683	31.494	352.9
13	1'41.448	16.785	32.058	20.862	31.743	348.3
14	1'41.679	16.674	32.224	20.934	31.847	351.7
15	1'41.571	16.688	32.188	20.905	31.790	350.6
16	1'42.228	16.812	32.369	21.035	32.012	350.6
17	1'42.069	16.769	32.341	20.971	31.988	348.3
18	1'42.252	17.063	32.268	20.875	32.046	348.3
19	1'42.024	16.828	32.332	20.989	31.875	345.0
20	1'41.833	16.688	32.269	20.981	31.895	354.0
21	1'42.037	16.748	32.393	20.907	31.989	352.9
22	1'42.105	16.759	32.385	21.003	31.958	352.9
23	1'42.101	16.723	32.452	21.036	31.890	352.9
24	1'42.542	16.757	32.573	21.024	32.188	351.7

11th **20** **Fabio QUARTARARO** YAMAHA FRA
Monster Energy Yamaha MotoGP Team
Runs=1 Total laps=24 Full laps=23 Valid laps=23

Run #	1	Front Tyre	Slick-Hard	Rear Tyre	Slick-Hard	Speed
		New Tyre	New Tyre			
1	1'45.923	20.748	32.572	20.795	31.808	299.1
2	1'40.926	16.967	31.936	20.708	31.315	342.8
3	1'41.096	16.973	31.947	20.780	31.396	342.8
4	1'40.587	16.859	31.811	20.686	31.231	345.0
5	1'40.733	16.740	31.903	20.819	31.271	349.5
6	1'40.674	16.731	31.913	20.698	31.332	348.3
7	1'40.859	16.735	31.909	20.801	31.414	342.8
8	1'40.802	16.724	32.023	20.707	31.348	345.0
9	1'40.920	16.712	31.994	20.788	31.426	346.1

Fastest Lap: Marc MARQUEZ Gresini Racing MotoG SPA **1'40.088** 16.673 31.629 20.589 31.197

These data/results cannot be reproduced, stored and/or transmitted in whole or in part by any manner of electronic, mechanical, photocopying, recording, broadcasting or otherwise now known or herein after developed without the previous express consent by the copyright owner, except for reproduction in daily press and regular printed publications on sale to the public within 60 days of the event related to those data/results and always provided that copyright symbol appears together as follows below.
© DORNA, 2024

Race

MotoGP

Lap	Lap Time	T1	T2	T3	T4	Speed	Lap	Lap Time	T1	T2	T3	T4	Speed
10	1'40.988	16.745	31.992	20.781	31.470	345.0	6	1'40.955	16.763	31.941	20.742	31.509	348.3
11	1'41.033	16.714	32.118	20.778	31.423	346.1	7	1'41.062	16.799	31.957	20.739	31.567	343.9
12	1'41.107	16.729	32.096	20.729	31.553	346.1	8	1'40.951	16.810	31.902	20.716	31.523	346.1
13	1'41.303	16.807	32.096	20.813	31.587	346.1	9	1'41.035	16.835	31.962	20.688	31.550	347.2
14	1'41.247	16.746	32.159	20.792	31.550	345.0	10	1'41.037	16.787	32.010	20.648	31.592	346.1
15	1'41.794	17.193	32.163	20.876	31.562	347.2	11	1'41.296	16.850	32.062	20.657	31.727	343.9
16	1'41.325	16.748	32.196	20.792	31.589	345.0	12	1'41.315	16.784	32.070	20.772	31.689	346.1
17	1'41.508	16.747	32.175	20.906	31.680	343.9	13	1'41.264	16.803	32.095	20.676	31.690	348.3
18	1'41.512	16.812	32.157	20.886	31.657	345.0	14	1'41.372	16.880	32.131	20.699	31.662	345.0
19	1'41.641	16.836	32.280	20.853	31.672	347.2	15	1'41.263	16.750	32.105	20.733	31.675	349.5
20	1'41.710	16.850	32.259	20.867	31.734	345.0	16	1'41.587	16.774	32.235	20.811	31.767	348.3
21	1'41.928	16.885	32.299	20.933	31.811	345.0	17	1'41.846	16.825	32.283	20.858	31.880	346.1
22	1'41.704	16.741	32.261	20.985	31.717	347.2	18	1'41.771	16.814	32.253	20.842	31.862	348.3
23	1'41.932	16.876	32.295	20.950	31.811	340.6	19	1'41.632	16.780	32.262	20.840	31.750	347.2
24	1'42.244	16.800	32.344	21.020	32.080	347.2	20	1'41.941	16.794	32.334	20.894	31.919	349.5
							21	1'42.092	16.977	32.384	20.868	31.863	347.2
							22	1'42.225	16.893	32.438	20.968	31.926	348.3
							23	1'42.250	16.903	32.453	20.924	31.970	346.1
							24	1'42.308	16.814	32.445	20.960	32.089	348.3

12th 88 Miguel OLIVEIRA APRILIA POR
Trackhouse Racing
Runs=1 Total laps=24 Full laps=23 Valid laps=21

Run #	1	Front Tyre	Slick-Hard	Rear Tyre	Slick-Hard	Speed
		New Tyre		New Tyre		
1	1'46.363	21.024	32.874	20.968	31.497	296.7
2	1'40.821 *	16.893	31.816	20.851*	31.261	327.2
3	1'40.887 *	16.924	31.846	20.839*	31.278	325.3
4	1'40.691	16.915	31.774	20.745	31.257	343.9
5	1'40.760	16.793	31.860	20.838	31.269	336.4
6	1'40.903	16.773	31.922	20.883	31.325	332.3
7	1'40.787	16.814	31.888	20.729	31.356	343.9
8	1'41.008	16.787	32.011	20.821	31.389	343.9
9	1'41.102	16.833	31.955	20.842	31.472	347.2
10	1'41.067	16.770	31.962	20.912	31.423	348.3
11	1'41.233	16.842	32.026	20.831	31.534	345.0
12	1'41.196	16.882	32.121	20.741	31.452	346.1
13	1'41.338	16.952	32.038	20.830	31.518	350.6
14	1'41.350	16.763	32.123	20.835	31.629	349.5
15	1'41.528	16.787	32.178	20.900	31.663	349.5
16	1'41.563	16.787	32.274	20.863	31.639	349.5
17	1'41.568	16.835	32.295	20.803	31.635	346.1
18	1'41.703	16.776	32.350	20.827	31.750	347.2
19	1'41.637	16.779	32.335	20.838	31.685	348.3
20	1'41.813	16.859	32.308	20.837	31.809	350.6
21	1'42.252	16.973	32.482	21.009	31.788	350.6
22	1'42.073	16.822	32.430	20.969	31.852	348.3
23	1'42.281	16.887	32.522	20.994	31.878	348.3
24	1'42.280	16.881	32.558	20.981	31.860	343.9

13th 43 Jack MILLER KTM AUS
Red Bull KTM Factory Racing
Runs=1 Total laps=24 Full laps=23 Valid laps=22

Run #	1	Front Tyre	Slick-Hard	Rear Tyre	Slick-Hard	Speed
		New Tyre		New Tyre		
1	1'46.827	21.109	33.142	21.002	31.574	300.8
2	1'40.859	16.847	31.910	20.680	31.422	336.4
3	1'40.854 *	16.873	31.750	20.742*	31.489	337.5
4	1'40.746	16.832	31.853	20.694	31.367	338.5
5	1'40.812	16.764	31.859	20.706	31.483	343.9

14th 5 Johann ZARCO HONDA FRA
CASTROL Honda LCR
Runs=1 Total laps=24 Full laps=23 Valid laps=22

Run #	1	Front Tyre	Slick-Medium	Rear Tyre	Slick-Hard	Speed
		New Tyre		New Tyre		
1	1'47.787	21.313	33.083	21.443	31.948	292.6
2	1'41.612	16.892	32.207	21.089	31.424	335.4
3	1'41.341 *	16.909	32.015	20.991*	31.426	335.4
4	1'40.930	16.810	31.891	20.912	31.317	340.6
5	1'41.104	16.742	32.050	20.983	31.329	339.6
6	1'41.133	16.870	31.993	20.807	31.463	342.8
7	1'40.868	16.704	31.987	20.782	31.395	349.5
8	1'41.284	16.847	32.046	20.948	31.443	334.3
9	1'41.191	16.857	31.990	20.911	31.433	348.3
10	1'41.412	16.833	32.135	20.956	31.488	345.0
11	1'41.266	16.795	32.146	20.843	31.482	347.2
12	1'41.752	16.954	32.293	20.960	31.545	343.9
13	1'41.437	16.889	32.151	20.910	31.487	343.9
14	1'41.626	16.866	32.275	20.947	31.538	345.0
15	1'41.560	16.820	32.168	20.924	31.648	345.0
16	1'41.850	16.876	32.152	21.049	31.773	343.9
17	1'41.650	16.849	32.234	20.874	31.693	345.0
18	1'41.976	16.789	32.253	21.090	31.844	342.8
19	1'41.887	16.880	32.292	20.909	31.806	345.0
20	1'41.966	16.877	32.224	20.967	31.898	346.1
21	1'41.898	16.924	32.278	20.926	31.770	345.0
22	1'41.966	16.818	32.245	21.004	31.899	345.0
23	1'42.091	16.882	32.353	20.998	31.858	345.0
24	1'42.622	16.914	32.380	21.115	32.213	345.0

15th 12 Maverick VIÑALES APRILIA SPA
Aprilia Racing
Runs=1 Total laps=24 Full laps=23 Valid laps=22

Run #	1	Front Tyre	Slick-Hard	Rear Tyre	Slick-Hard	Speed
		New Tyre		New Tyre		
1	1'47.183	20.414	33.629	21.036	32.104	295.8

Fastest Lap: Marc MARQUEZ Gresini Racing MotoG SPA **1'40.088** 16.673 31.629 20.589 31.197

These data/results cannot be reproduced, stored and/or transmitted in whole or in part by any manner of electronic, mechanical, photocopying, recording, broadcasting or otherwise now known or herein after developed without the previous express consent by the copyright owner, except for reproduction in daily press and regular printed publications on sale to the public within 60 days of the event related to those data/results and always provided that copyright symbol appears together as follows below.
© DORNA, 2024

Race

MotoGP

Lap	Lap Time	T1	T2	T3	T4	Speed	Lap	Lap Time	T1	T2	T3	T4	Speed		
2	1'41.648	17.129	32.007	20.913	31.599	333.3	17th 30	Takaaki NAKAGAMI	HONDA				JPN		
3	1'42.482	18.037	32.161	20.800	31.484	350.6			IDEMITSU Honda LCR	Runs=1 Total laps=24 Full laps=23 Valid laps=20					
4	1'40.986	16.941	31.834	20.858	31.353	341.7			Run # 1	Front Tyre	Slick-Hard	Rear Tyre	Slick-Hard		
5	1'40.876	16.788	31.913	20.823	31.352	347.2				New Tyre	New Tyre				
6	1'41.083	16.835	31.937	20.902	31.409	337.5			1	1'48.401	21.303	33.282	21.416	32.400	291.8
7	1'40.910	16.820	31.915	20.767	31.408	345.0			2	1'41.940	17.207	32.157	21.069	31.507	321.4
8	1'41.346	16.814	31.994	20.898	31.640	341.7			3	1'41.332 *	16.993	31.938	20.866*	31.535	336.4
9	1'41.191	16.829	31.960	20.884	31.518	342.8			4	1'41.269	17.059	32.028	20.767	31.415	330.2
10	1'41.127	16.757	31.973	20.931	31.466	347.2			5	1'40.978	16.917	31.871	20.726	31.464	345.0
11	1'41.266	16.821	32.086	20.827	31.532	342.8			6	1'41.114	16.913	32.011	20.707	31.483	343.9
12	1'42.250	16.957	32.492	20.977	31.824	341.7			7	1'41.371	16.931	32.083	20.798	31.559	336.4
13	1'41.724	17.003	32.161	20.828	31.732	342.8			8	1'41.558	16.967	32.131	20.939	31.521	335.4
14	1'41.246	16.877	32.128	20.740	31.501	342.8			9	1'41.555	16.917	32.168	20.868	31.602	347.2
15	1'41.401	16.959	32.083	20.843	31.516	333.3			10	1'41.632	16.889	32.103	21.023	31.617	345.0
16	1'41.907	16.915	32.252	21.008	31.732	341.7			11	1'41.369	16.897	32.115	20.796	31.561	345.0
17	1'43.694 *	18.005*	33.006	20.883	31.800	350.6			12	1'41.464	16.903	32.094	20.867	31.600	346.1
18	1'41.200	16.768	32.114	20.780	31.538	346.1			13	1'41.511	16.915	32.191	20.818	31.587	346.1
19	1'42.049	16.781	32.289	20.992	31.987	347.2			14	1'41.684	16.896	32.179	20.899	31.710	343.9
20	1'42.623	17.306	32.287	20.805	32.225	342.8			15	1'41.533	16.928	32.107	20.902	31.596	342.8
21	1'42.651	17.132	32.583	21.100	31.836	345.0			16	1'42.171 *	17.055	32.387	20.961*	31.768	331.2
22	1'42.070	17.085	32.276	20.974	31.735	345.0			17	1'42.229	17.170	32.301	21.057	31.701	331.2
23	1'41.849	16.901	32.304	20.916	31.728	345.0			18	1'42.157	17.051	32.342	21.000	31.764	319.5
24	1'42.173	16.868	32.414	20.921	31.970	343.9			19	1'42.401	17.215	32.454	20.908	31.824	335.4
16th 10	Luca MARINI	HONDA				ITA			18th 25	Raul FERNANDEZ	APRILIA				SPA
	Repsol Honda Team	Runs=1 Total laps=24 Full laps=23 Valid laps=23				Trackhouse Racing	Runs=1 Total laps=24 Full laps=23 Valid laps=21								
Run # 1	Front Tyre	Slick-Hard	Rear Tyre	Slick-Hard		Run # 1	Front Tyre	Slick-Hard			Rear Tyre	Slick-Hard			
	New Tyre	New Tyre					New Tyre	New Tyre							
1	1'47.360	21.107	33.060	21.445	31.748	290.3	1	1'48.152			21.196	33.171	21.385	32.400	302.5
2	1'41.979	17.139	32.271	21.104	31.465	324.3	2	1'41.401 *			17.097	32.034	20.925*	31.345	328.2
3	1'41.067	16.874	31.964	20.809	31.420	335.4	3	1'41.093			17.043	31.873	20.869	31.308	334.3
4	1'40.961	16.792	31.895	20.810	31.464	349.5	4	1'40.821			16.715	31.868	20.902	31.336	347.2
5	1'41.746	16.990	32.048	21.183	31.525	348.3	5	1'40.734			16.667	31.938	20.846	31.283	348.3
6	1'41.649	17.035	32.011	20.988	31.615	341.7	6	1'41.068			16.801	31.925	20.941	31.401	343.9
7	1'41.391	16.861	32.023	20.902	31.605	343.9	7	1'41.005			16.694	32.013	20.878	31.420	349.5
8	1'41.220	16.880	31.969	20.826	31.545	345.0	8	1'41.259			16.773	32.026	21.026	31.434	345.0
9	1'41.426	16.955	32.010	20.918	31.543	350.6	9	1'41.370			16.815	32.078	20.981	31.496	343.9
10	1'41.398	16.823	32.119	20.807	31.649	349.5	10	1'41.440			16.729	32.173	20.990	31.548	347.2
11	1'41.281	16.811	32.055	20.849	31.566	347.2	11	1'41.469			16.763	32.210	20.954	31.542	348.3
12	1'41.582	16.838	32.155	20.818	31.771	349.5	12	1'41.677			16.863	32.236	20.980	31.598	349.5
13	1'41.637	16.904	32.133	20.861	31.739	341.7	13	1'41.500			16.776	32.215	20.871	31.638	345.0
14	1'41.755	16.867	32.262	20.910	31.716	347.2	14	1'41.593			16.809	32.333	20.915	31.536	343.9
15	1'42.029	16.807	32.271	20.981	31.970	345.0	15	1'42.097			16.843	32.532	20.983	31.739	345.0
16	1'41.922	16.964	32.240	21.006	31.712	343.9	16	1'41.903			16.853	32.274	20.999	31.777	347.2
17	1'41.861	16.899	32.282	20.921	31.759	345.0	17	1'42.599			17.340	32.440	21.073	31.746	345.0
18	1'42.151	17.074	32.293	20.942	31.842	336.4	18	1'42.023			16.823	32.399	21.054	31.747	346.1
19	1'41.927	16.834	32.328	20.999	31.766	346.1	19	1'42.331			16.817	32.437	21.096	31.981	345.0
20	1'42.117	16.907	32.360	20.919	31.931	347.2	20	1'42.763			16.847	32.517	21.067	32.332	343.9
21	1'42.747	17.029	32.650	21.073	31.995	335.4	21	1'42.503	16.912	32.564	21.096	31.931	350.6		
22	1'42.305	17.037	32.363	21.058	31.847	342.8									
23	1'42.390	16.895	32.422	21.082	31.991	346.1									
24	1'42.729	16.925	32.478	21.106	32.220	345.0									

Fastest Lap: Marc MARQUEZ Gresini Racing MotoG SPA 1'40.088 16.673 31.629 20.589 31.197

These data/results cannot be reproduced, stored and/or transmitted in whole or in part by any manner of electronic, mechanical, photocopying, recording, broadcasting or otherwise now known or herein after developed without the previous express consent by the copyright owner, except for reproduction in daily press and regular printed publications on sale to the public within 60 days of the event related to those data/results and always provided that copyright symbol appears together as follows below.
© DORNA, 2024

Race

MotoGP

Lap	Lap Time	T1	T2	T3	T4	Speed	Lap	Lap Time	T1	T2	T3	T4	Speed
22	1'45.192 *	18.393*	33.441	21.299	32.059	347.2	18	1'42.557	17.104	32.500	21.083	31.870	338.5
23	1'43.386	17.044	32.810	21.363	32.169	347.2	19	1'42.771	17.165	32.527	21.107	31.972	332.3
24	1'44.362	17.194	33.087	21.497	32.584	342.8	20	1'42.853	17.043	32.461	21.082	32.267	340.6

19th 37 **Augusto FERNANDEZ** KTM SPA
 Red Bull GASGAS Tech3
 Runs=1 Total laps=24 Full laps=23 Valid laps=23

Run #	1	Front Tyre	Slick-Hard	Rear Tyre	Slick-Medium	Speed
			New Tyre			New Tyre
1	1'47.706	21.465	33.174	21.283	31.784	290.3
2	1'41.446	17.077	32.015	20.942	31.412	334.3
3	1'40.621	16.769	31.897	20.607	31.348	346.1
4	1'40.702	16.749	31.812	20.689	31.452	347.2
5	1'41.143	16.726	32.006	20.922	31.489	345.0
6	1'41.010	16.796	31.943	20.791	31.480	343.9
7	1'41.324	16.840	31.989	20.949	31.546	345.0
8	1'41.135	16.746	31.970	20.811	31.608	346.1
9	1'41.488	16.835	32.114	20.864	31.675	345.0
10	1'41.450	16.716	32.162	20.850	31.722	343.9
11	1'41.597	16.843	32.153	20.911	31.690	342.8
12	1'42.661	17.180	32.589	20.983	31.909	343.9
13	1'41.719	16.819	32.184	20.843	31.873	342.8
14	1'42.086	17.070	32.268	20.909	31.839	329.2
15	1'42.329	16.939	32.248	21.038	32.104	347.2
16	1'42.364	16.847	32.610	21.033	31.874	345.0
17	1'42.128	16.808	32.472	21.005	31.843	350.6
18	1'42.271	16.873	32.377	21.044	31.977	339.6
19	1'43.037	17.334	32.647	21.080	31.976	349.5
20	1'42.773	16.952	32.559	21.101	32.161	346.1
21	1'43.262	16.940	32.724	21.324	32.274	345.0
22	1'43.251	17.027	32.783	21.145	32.296	342.8
23	1'43.272	16.912	32.846	21.228	32.286	343.9
24	1'43.110	16.884	32.786	21.162	32.278	343.9

20th 51 **Michele PIRRO** DUCATI ITA
 Pertamina Enduro VR46 Racing Team
 Runs=1 Total laps=24 Full laps=23 Valid laps=23

Run #	1	Front Tyre	Slick-Hard	Rear Tyre	Slick-Medium	Speed
			New Tyre			New Tyre
1	1'48.597	21.767	33.202	21.391	32.237	298.3
2	1'42.095	17.166	32.251	20.962	31.716	317.6
3	1'41.494	17.029	32.100	20.988	31.377	329.2
4	1'41.790	17.127	32.227	20.900	31.536	322.3
5	1'41.764	16.990	32.161	21.028	31.585	333.3
6	1'41.989	17.029	32.274	20.975	31.711	327.2
7	1'41.983	17.012	32.308	20.995	31.668	339.6
8	1'41.548	17.029	31.961	20.926	31.632	341.7
9	1'41.585	16.977	32.056	21.061	31.491	340.6
10	1'41.722	16.988	32.129	20.951	31.654	340.6
11	1'41.747	16.938	32.098	20.933	31.778	339.6
12	1'42.191	17.157	32.201	20.985	31.848	342.8
13	1'42.282	17.013	32.515	20.969	31.785	340.6
14	1'41.892	16.964	32.286	20.958	31.684	339.6
15	1'42.402	17.052	32.414	21.057	31.879	339.6
16	1'42.520	17.058	32.381	21.067	32.014	338.5
17	1'42.736	17.114	32.458	21.310	31.854	339.6

21st 42 **Alex RINS** YAMAHA SPA
 Monster Energy Yamaha MotoGP Team
 Runs=1 Total laps=24 Full laps=23 Valid laps=20

Run #	1	Front Tyre	Slick-Hard	Rear Tyre	Slick-Hard	Speed
			New Tyre			New Tyre
1	1'46.204	20.746	33.075	20.857	31.526	302.5
2	1'41.938	17.297	32.240	20.778	31.623	341.7
3	1'41.090	16.896	32.027	20.770	31.397	347.2
4	1'41.039	16.993	31.953	20.669	31.424	340.6
5	1'41.570	16.787	32.003	20.852	31.928	348.3
6	1'41.307	16.892	32.028	20.788	31.599	340.6
7	1'41.426	17.011	32.078	20.803	31.534	343.9
8	1'41.889	16.980	32.241	20.905	31.763	341.7
9	1'41.938	17.062	32.305	20.928	31.643	336.4
10	1'43.051 *	17.702*	32.814	20.925	31.610	348.3
11	1'41.568	16.967	32.135	20.831	31.635	341.7
12	1'41.893	17.198	32.233	20.793	31.669	347.2
13	1'41.375	16.832	32.183	20.763	31.597	345.0
14	1'41.750	17.005	32.196	20.833	31.716	346.1
15	1'41.916	16.915	32.299	20.849	31.853	345.0
16	1'41.921	16.912	32.328	20.864	31.817	345.0
17	1'43.593 *	16.716*	32.858	20.913	33.106	347.2
18	1'42.651	17.042	32.560	21.046	32.003	343.9
19	1'42.454	17.015	32.538	21.035	31.866	342.8
20	1'42.340	16.947	32.417	21.010	31.966	343.9
21	1'43.175	17.479	32.611	21.060	32.025	345.0
22	1'42.811	17.045	32.639	21.015	32.112	343.9
23	1'42.539	16.971	32.601	21.018	31.949	345.0
24	1'43.440 *	17.294*	32.771	21.184	32.191	346.1

22nd 6 **Stefan BRADL** HONDA GER
 HRC Test Team
 Runs=1 Total laps=24 Full laps=23 Valid laps=23

Run #	1	Front Tyre	Slick-Hard	Rear Tyre	Slick-Medium	Speed
			New Tyre			New Tyre
1	1'48.007	21.666	33.183	21.346	31.812	305.0
2	1'42.531	17.352	32.246	21.086	31.847	325.3
3	1'41.516	16.994	32.074	20.947	31.501	337.5
4	1'41.725	17.063	32.072	20.931	31.659	333.3
5	1'41.837	17.036	32.167	20.942	31.692	342.8
6	1'41.998	17.047	32.207	20.936	31.808	341.7
7	1'42.326	17.012	32.370	20.850	32.094	343.9
8	1'41.959	17.140	32.253	20.908	31.658	330.2
9	1'41.968	16.953	32.277	20.976	31.762	343.9
10	1'42.482	17.036	32.383	21.006	32.057	341.7
11	1'42.448	17.063	32.463	20.965	31.957	341.7
12	1'42.752	17.072	32.491	20.959	32.230	342.8
13	1'42.669	17.074	32.488	20.995	32.112	341.7

Fastest Lap: Marc MARQUEZ Gresini Racing MotoG SPA 1'40.088 16.673 31.629 20.589 31.197

These data/results cannot be reproduced, stored and/or transmitted in whole or in part by any manner of electronic, mechanical, photocopying, recording, broadcasting or otherwise now known or herein after developed without the previous express consent by the copyright owner, except for reproduction in daily press and regular printed publications on sale to the public within 60 days of the event related to those data/results and always provided that copyright symbol appears together as follows below.
 © DORNA, 2024



Race

MotoGP

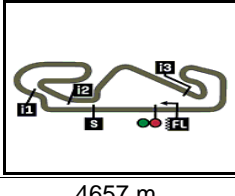
Lap	Lap Time	T1	T2	T3	T4	Speed	Lap	Lap Time	T1	T2	T3	T4	Speed
14	1'42.544	17.004	32.483	21.064	31.993	342.8							
15	1'42.761	17.082	32.559	20.993	32.127	341.7							
16	1'42.924	17.127	32.621	21.033	32.143	340.6							
17	1'42.920	17.085	32.629	21.002	32.204	341.7							
18	1'43.134	17.086	32.728	20.975	32.345	341.7							
19	1'43.347	17.111	32.725	21.146	32.365	341.7							
20	1'43.863	17.282	32.890	21.292	32.399	341.7							
21	1'43.784	17.198	32.867	21.214	32.505	341.7							
22	1'43.950	17.207	32.944	21.155	32.644	340.6							
23	1'44.119	17.218	33.081	21.248	32.572	338.5							
24	1'44.830	17.257	33.258	21.482	32.833	338.5							

23rd **36** **Joan MIR** HONDA SPA
 Repsol Honda Team
 Runs=1 Total laps=6 Full laps=5 Valid laps=5

Run #	1	Front Tyre	Slick-Hard	Rear Tyre	Slick-Hard	
			New Tyre		New Tyre	
1	1'46.089	20.925	32.783	20.892	31.489	293.4
2	1'40.885	16.914	31.876	20.789	31.306	339.6
3	1'40.896	16.728	31.898	20.817	31.453	346.1
4	1'40.537	16.746	31.808	20.658	31.325	350.6
5	1'40.753	16.777	31.800	20.863	31.313	349.5
6	1'41.222	16.743	32.153	20.803	31.523	347.2
	unfinished	16.987	31.939	20.812		341.7

Fastest Lap: Marc MARQUEZ Gresini Racing MotoGP SPA **1'40.088** 16.673 31.629 20.589 31.197

These data/results cannot be reproduced, stored and/or transmitted in whole or in part by any manner of electronic, mechanical, photocopying, recording, broadcasting or otherwise now known or herein after developed without the previous express consent by the copyright owner, except for reproduction in daily press and regular printed publications on sale to the public within 60 days of the event related to those data/results and always provided that copyright symbol appears together as follows below.
 © DORNA, 2024



4657 m.

MOTUL SOLIDARITY GRAND PRIX OF BARCELONA

Race

Analysis by Lap

35

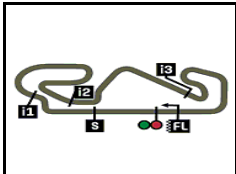
Num Lap Time Gap

Lap 1		Lap 2		Lap 3		Lap 4		Lap 5		Lap 6		Lap 7		Lap 8		Lap 9		Lap 10		Lap 11		Lap 12		Lap 13			
1	1'43.570	1	1'40.390	1	1'40.148	1	1'40.143	1	1'40.316	1	1'40.241	1	1'40.288	1	1'40.362	1	1'40.652	1	1'40.665	1	1'40.865	1	1'40.592	1	1'40.790		
89	1'43.867	93	1'40.173	93	1'40.219	93	1'40.088	93	1'40.307	93	1'40.288	93	1'40.347	93	1'40.373	93	1'40.776	93	1'40.776	93	1'40.770	93	1'40.770	93	1'40.813	93	1'40.813
93	1'43.935	89	1'40.582	89	1'40.362	89	1'40.386	89	1'40.290	89	1'40.458	89	1'40.955	89	1'40.590	89	1'40.618	89	1'40.618	89	1'40.708	89	1'40.708	89	1'40.904	89	1'40.904
23	1'44.244	23	1'40.351	23	1'40.351	23	1'40.104	23	1'40.104	23	1'40.104	23	1'40.972	23	1'41.010	23	1'41.191	23	1'41.191	23	1'40.708	23	1'40.708	23	1'40.928	23	1'40.928
41	1'44.334	41	1'40.466	41	1'40.384	41	1'40.445	41	1'40.445	41	1'40.445	41	1'40.955	41	1'41.010	41	1'41.010	41	1'41.010	41	1'40.708	41	1'40.708	41	1'40.928	41	1'40.928
31	1'44.609	31	1'40.433	31	1'40.545	31	1'40.287	31	1'40.287	31	1'40.287	31	1'41.010	31	1'41.010	31	1'41.010	31	1'41.010	31	1'40.708	31	1'40.708	31	1'40.928	31	1'40.928
21	1'44.811	21	1'40.433	21	1'40.545	21	1'40.287	21	1'40.287	21	1'40.287	21	1'41.010	21	1'41.010	21	1'41.010	21	1'41.010	21	1'40.708	21	1'40.708	21	1'40.928	21	1'40.928
72	1'44.972	72	1'40.704	72	1'40.704	72	1'40.724	72	1'40.724	72	1'40.724	72	1'41.068	72	1'41.068	72	1'41.068	72	1'41.068	72	1'40.708	72	1'40.708	72	1'40.928	72	1'40.928
73	1'45.065	73	1'40.304	73	1'40.304	73	1'40.464	73	1'40.464	73	1'40.464	73	1'41.068	73	1'41.068	73	1'41.068	73	1'41.068	73	1'40.708	73	1'40.708	73	1'40.928	73	1'40.928
33	1'45.515	33	1'40.278	33	1'40.278	33	1'40.708	33	1'40.708	33	1'40.708	33	1'41.068	33	1'41.068	33	1'41.068	33	1'41.068	33	1'40.708	33	1'40.708	33	1'40.928	33	1'40.928
20	1'45.923	20	1'40.926	20	1'40.926	20	1'40.724	20	1'40.724	20	1'40.724	20	1'41.068	20	1'41.068	20	1'41.068	20	1'41.068	20	1'40.708	20	1'40.708	20	1'40.928	20	1'40.928
36	1'46.089	36	1'40.885	36	1'40.885	36	1'40.537	36	1'40.537	36	1'40.537	36	1'41.068	36	1'41.068	36	1'41.068	36	1'41.068	36	1'40.708	36	1'40.708	36	1'40.928	36	1'40.928
42	1'46.204	42	1'40.821	42	1'40.821	42	1'40.587	42	1'40.587	42	1'40.587	42	1'41.068	42	1'41.068	42	1'41.068	42	1'41.068	42	1'40.708	42	1'40.708	42	1'40.928	42	1'40.928
88	1'46.363	88	1'40.821	88	1'40.821	88	1'40.691	88	1'40.691	88	1'40.691	88	1'41.068	88	1'41.068	88	1'41.068	88	1'41.068	88	1'40.708	88	1'40.708	88	1'40.928	88	1'40.928
43	1'46.827	43	1'40.859	43	1'40.859	43	1'40.746	43	1'40.746	43	1'40.746	43	1'41.068	43	1'41.068	43	1'41.068	43	1'41.068	43	1'40.708	43	1'40.708	43	1'40.928	43	1'40.928
12	1'47.183	12	1'41.938	12	1'41.938	12	1'40.702	12	1'40.702	12	1'40.702	12	1'41.068	12	1'41.068	12	1'41.068	12	1'41.068	12	1'40.708	12	1'40.708	12	1'40.928	12	1'40.928
10	1'47.360	10	1'41.648	10	1'41.648	10	1'40.961	10	1'40.961	10	1'40.961	10	1'41.068	10	1'41.068	10	1'41.068	10	1'41.068	10	1'40.708	10	1'40.708	10	1'40.928	10	1'40.928
37	1'47.706	37	1'41.446	37	1'41.446	37	1'40.702	37	1'40.702	37	1'40.702	37	1'41.068	37	1'41.068	37	1'41.068	37	1'41.068	37	1'40.708	37	1'40.708	37	1'40.928	37	1'40.928
5	1'47.787	5	1'41.612	5	1'41.612	5	1'40.930	5	1'40.930	5	1'40.930	5	1'41.068	5	1'41.068	5	1'41.068	5	1'41.068	5	1'40.708	5	1'40.708	5	1'40.928	5	1'40.928
6	1'48.007	6	1'42.531	6	1'42.531	6	1'41.725	6	1'41.725	6	1'41.725	6	1'41.068	6	1'41.068	6	1'41.068	6	1'41.068	6	1'40.708	6	1'40.708	6	1'40.928	6	1'40.928
25	1'48.152	25	1'41.401	25	1'41.401	25	1'40.821	25	1'40.821	25	1'40.821	25	1'41.068	25	1'41.068	25	1'41.068	25	1'41.068	25	1'40.708	25	1'40.708	25	1'40.928	25	1'40.928
30	1'48.401	30	1'41.940	30	1'41.940	30	1'40.464	30	1'40.464	30	1'40.464	30	1'41.068	30	1'41.068	30	1'41.068	30	1'41.068	30	1'40.708	30	1'40.708	30	1'40.928	30	1'40.928
51	1'48.597	51	1'42.095	51	1'42.095	51	1'41.790	51	1'41.790	51	1'41.790	51	1'41.068	51	1'41.068	51	1'41.068	51	1'41.068	51	1'40.708	51	1'40.708	51	1'40.928	51	1'40.928

□ Lapped rider

These data/results cannot be reproduced, stored and/or transmitted in whole or in part by any manner of electronic, mechanical, photocopying, recording, broadcasting or otherwise now known or herein after developed without the previous express consent by the copyright owner, except for reproduction in daily press and regular printed publications on sale to the public within 60 days of the event related to those data/results and always provided that copyright symbol appears together as follows below.
© DORNA, 2024





4657 m.

MOTUL SOLIDARITY GRAND PRIX OF BARCELONA

MotoGP™

2024 Rookie of the Year Classification

36

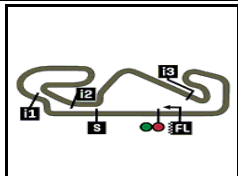
Rider	Points	Leader	Prev	QAT	POR	AME	SPA	FRA	CAT	ITA	NED	GER	GBR	AUT	ARA	RSM	EMI	INA	JPN	AUS	THA	MAL	SLD
1 ACOSTA Pedro [SPA]	215			9	19	26	15	4	10	18	-	9	12	3	23	4	5	24	-	-	16	12	6
				2 7	3 16	6 20	9 6	4 -	7 3	7 11	- -	- 9	5 7	- 3	7 16	4 -	5 -	4 20	- -	- -	- 16	1 11	- 6

These data/results cannot be reproduced, stored and/or transmitted in whole or in part by any manner of electronic, mechanical, photocopying, recording, broadcasting or otherwise now known or herein after developed without the previous express consent by the copyright owner, except for reproduction in daily press and regular printed publications on sale to the public within 60 days of the event related to those data/results and always provided that copyright symbol appears together as follows below.
© DORNA, 2024

Official MotoGP Timing by TISSOT
www.motogp.com



Barcelona, Sunday, November 17, 2024



4657 m.

MOTUL SOLIDARITY GRAND PRIX OF BARCELONA

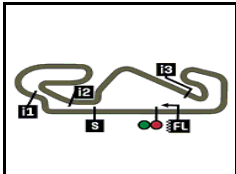
MotoGP™

2024 Independent Team Classification

36

Rider	Points	Leader	Prev	QAT	POR	AME	SPA	FRA	CAT	ITA	NED	GER	GBR	AUT	ARA	RSM	EMI	INA	JPN	AUS	THA	MAL	SLD	
1 MARTIN Jorge [SPA]	508			28 12 16	32 7 25	20 7 13	12 12 -	37 12 25	26 6 20	16 - 16	29 9 20	12 12 -	29 9 20	29 9 20	29 9 20	13 12 1	29 9 20	25 - 25	26 6 20	32 12 20	29 9 20	32 12 20	23 7 16	
2 MARQUEZ Marc [SPA]	392	116	116	18 5 13	9 9 -	9 9 -	24 4 20	29 9 20	25 9 16	22 9 13	6 - 6	24 4 20	13 - 13	13 - 13	37 12 25	30 5 25	22 6 16	7 7 -	23 7 16	34 9 25	11 6 5	13 9 4	23 3 20	
3 ACOSTA Pedro [SPA]	215	293	177	9 2 7	19 3 16	26 6 20	15 9 6	4 4 -	10 7 3	18 7 11	- - -	9 - 9	12 5 7	3 - 3	23 7 16	4 4 -	5 5 -	24 4 20	- - -	- - -	16 - 16	12 1 11	6 - 6	
4 MARQUEZ Alex [SPA]	173	335	42	13 3 10	- - -	1 - 1	13 - 13	6 - 6	9 - 9	9 2 7	11 2 9	17 1 16	13 4 9	6 - 6	6 6 -	10 - 10	7 - 7	- - -	3 3 -	1 - 1	11 5 6	19 6 13	18 5 13	
5 MORBIDELLI Franco [ITA]	173	335	0	- - -	- - -	- - -	6 6 -	9 - 9	- - -	16 6 10	8 1 7	16 5 11	6 - 6	12 4 8	10 - 10	7 7 -	12 1 11	18 5 13	16 5 11	15 5 10	4 4 -	6 4 2	12 4 8	
6 DI GIANNANTONIO Fabio [ITA]	165	343	8	9 - 9	6 - 6	10 - 10	9 - 9	13 3 10	15 4 11	12 3 9	18 5 13	- - -	12 1 11	- - -	8 - 8	7 - 7	2 - 2	1 1 -	12 4 8	16 3 13	15 2 13	- - -	- - -	
7 BEZZECCHI Marco [ITA]	153	355	12	2 - 2	10 - 10	8 - 8	16 - 16	- - -	6 1 5	3 - 3	- - -	8 - 8	8 - 8	12 2 10	9 - 9	11 - 11	15 2 13	17 6 11	9 - 9	- - -	3 3 -	7 - 7	9 2 7	
8 OLIVEIRA Miguel [POR]	75	433	78	1 - 1	7 - 7	5 - 5	10 2 8	- - -	6 - 6	2 - 2	1 - 1	19 9 10	- - -	4 - 4	5 5 -	5 - 5	6 - 6	- - -	- - -	- - -	- - -	- - -	4 - 4	
9 FERNANDEZ Raul [SPA]	66	442	9	- - -	- - -	7 1 6	5 - 5	6 1 5	10 - 10	4 - 4	8 - 8	6 - 6	- - -	- - -	- - -	- - -	3 - 3	6 - 6	1 - 1	10 4 6	- - -	- - -	- - -	
10 ZARCO Johann [FRA]	55	453	11	4 - 4	1 - 1	- - -	- - -	4 - 4	- - -	- - -	3 - 3	- - -	2 - 2	- - -	3 - 3	4 - 4	1 - 1	9 2 7	5 - 5	4 - 4	8 - 8	5 - 5	2 - 2	
11 NAKAGAMI Takaaki [JPN]	31	477	24	- - -	2 - 2	- - -	2 - 2	2 - 2	2 - 2	- - -	- - -	2 - 2	1 - 1	2 - 2	5 - 5	3 - 3	- - -	4 - 4	3 - 3	- - -	3 - 3	- - -	- - -	
12 FERNANDEZ Augusto [SPA]	27	481	4	- - -	5 - 5	2 - 2	3 3 -	3 - 3	- - -	- - -	2 - 2	- - -	- - -	1 - 1	4 - 4	- - -	- - -	- - -	- - -	1 1 -	- - -	6 - 6	- - -	

These data/results cannot be reproduced, stored and/or transmitted in whole or in part by any manner of electronic, mechanical, photocopying, recording, broadcasting or otherwise now known or herein after developed without the previous express consent by the copyright owner, except for reproduction in daily press and regular printed publications on sale to the public within 60 days of the event related to those data/results and always provided that copyright symbol appears together as follows below.
© DORNA, 2024



4657 m.

MOTUL SOLIDARITY GRAND PRIX OF BARCELONA

MotoGP™

2024 Independent Team Classification

36

Team	Points	Leader	Previous	QAT	POR	AME	SPA	FRA	CAT	ITA	NED	GER	GBR	AUT	ARA	RSM	EMI	INA	JPN	AUS	THA	MAL	SLD
1 PRIMA PRAMAC RACING	681			28	32	20	18	46	26	32	37	28	35	41	39	20	41	43	42	47	33	38	35
2 GRESINI RACING MOTOGP	565	116	116	31	9	10	37	35	34	31	17	41	26	19	43	40	29	7	26	35	22	32	41
3 PERTAMINA ENDURO VR46 RACING TE	318	363	247	11	16	18	25	13	21	15	18	8	20	12	17	18	17	18	21	16	18	7	9
4 RED BULL GASGAS TECH3	242	439	76	9	24	28	18	7	10	18	2	9	12	4	27	4	5	24	-	1	16	18	6
5 TRACKHOUSE RACING	141	540	101	1	7	12	15	6	16	6	9	25	-	4	5	5	9	6	1	10	-	-	4
6 LCR HONDA	86	595	55	4	3	-	2	6	2	-	3	2	3	2	8	7	1	13	8	4	11	5	2

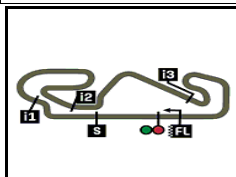
These data/results cannot be reproduced, stored and/or transmitted in whole or in part by any manner of electronic, mechanical, photocopying, recording, broadcasting or otherwise now known or herein after developed without the previous express consent by the copyright owner, except for reproduction in daily press and regular printed publications on sale to the public within 60 days of the event related to those data/results and always provided that copyright symbol appears together as follows below.

© DORNA, 2024

Official MotoGP Timing by TISSOT
www.motogp.com



Barcelona, Sunday, November 17, 2024



4657 m.

2024 Riders Performance

(Qualifying Position / Sprint Starting Position - Sprint Position / Race Starting Position - Race Position)

37

Rider	Points	QAT	POR	AME	SPA	FRA	CAT	ITA	NED	GER	GBR	AUT	ARA	RSM	EMI	INA	JPN	AUS	THA	MAL	SLD
1 MARTIN Jorge	508	1	3	6	3	1	7	1	2	1	4	1	4	4	2	1	11	1	3	2	4
		1-1	3-3	6-3	3-1	1-1	7-4	1-NC	2-2	1-1	4-2	1-2	4-2	4-1	2-2	1-10	11-4	1-1	3-2	2-1	4-3
		1-3	3-1	6-4	3-NC	1-1	7-2	1-3	5-2	1-NC	4-2	1-2	4-2	4-15	2-2	1-1	11-2	1-2	3-2	2-2	4-3
2 BAGNAIA Francesco	498	5	4	4	7	2	2	2	1	4	2	2	3	1	1	4	2	5	1	1	1
		5-4	4-4	4-8	7-NC	2-NC	2-NC	2-1	1-1	4-3	2-NC	2-1	3-9	1-2	1-1	4-1	2-1	5-4	1-3	1-NC	1-1
		5-1	4-NC	4-5	7-1	2-3	2-1	5-1	1-1	4-1	2-3	2-1	3-NC	1-2	1-NC	4-3	2-1	5-3	1-1	1-1	1-1
3 MARQUEZ Marc	392	6	8	3	1	13	14	4	7	13	7	3	1	9	7	12	9	2	5	5	3
		6-5	8-2	3-2	1-6	13-2	14-2	4-2	7-NC	13-6	7-NC	3-NC	1-1	9-5	7-4	12-3	9-3	2-2	5-4	5-2	3-7
		6-4	8-16	3-NC	1-2	13-2	14-3	3-4	6-10	13-2	7-4	3-4	1-1	9-1	7-3	12-NC	9-3	2-1	5-11	5-12	3-2
4 BASTIANINI Enea	386	3	1	5	9	10	11	5	11	9	3	7	14	8	3	5	4	10	2	6	8
		3-6	1-6	5-6	9-NC	10-4	11-5	5-NC	11-4	9-4	3-1	7-4	14-7	8-4	3-3	5-2	4-2	10-3	2-1	6-3	8-2
		3-5	1-2	5-3	9-5	10-4	11-18	4-2	10-3	9-4	3-1	7-3	14-5	8-3	3-1	5-NC	4-4	10-5	2-14	6-3	8-7
5 BINDER Brad	217	4	10	17	4	22	4	13	9	11	6	12	7	6	4	19	5	11	13	10	18
		4-2	10-NC	17-12	4-NC	22-15	4-NC	13-6	9-6	11-8	6-4	12-7	7-6	6-7	4-6	19-13	5-NC	11-NC	13-9	10-7	18-9
		4-2	10-4	17-9	4-6	22-8	4-8	13-10	8-6	11-9	6-NL	12-5	7-4	6-4	4-19	19-8	5-6	11-7	13-6	-	18-6
6 ACOSTA Pedro	215	8	7	2	10	7	5	7	10	10	9	14	2	5	5	3	1	15	7	13	6
		8-8	7-7	2-4	10-2	7-6	5-3	7-3	10-10	10-22	9-5	14-10	2-3	5-6	5-5	3-6	1-NC	15-NC	7-NC	13-9	6-NC
		8-9	7-3	2-2	10-10	7-NC	5-13	7-5	9-NC	10-7	9-9	14-13	2-3	5-17	5-NC	3-2	1-NC	-	7-3	13-5	6-10
7 VIÑALES Maverick	190	10	2	1	11	3	12	3	3	7	8	6	12	11	8	10	3	3	10	12	7
		10-9	2-1	1-1	11-NC	3-3	12-8	3-5	3-3	7-7	8-8	6-11	12-19	11-11	8-10	10-7	3-9	3-NC	10-20	12-14	7-12
		10-10	2-NC	1-1	11-9	3-5	12-12	2-8	2-5	7-12	8-13	6-7	12-NC	11-16	8-6	10-6	3-NC	3-8	10-7	12-7	7-15
8 MARQUEZ Alex	173	9	12	12	6	17	13	8	4	5	5	11	5	7	21	14	10	8	9	3	11
		9-7	12-13	12-14	6-NC	17-14	13-14	8-8	4-8	5-9	5-6	11-20	5-4	7-10	21-13	14-14	10-7	8-NC	9-5	3-4	11-5
		9-6	12-NC	12-15	6-4	17-10	13-7	8-9	3-7	5-3	5-7	11-10	5-NC	7-6	21-9	14-NL	10-NL	8-15	23-10	3-4	11-4
9 MORBIDELLI Franco	173	22	17	9	8	9	10	6	8	6	13	8	6	2	10	9	6	7	11	4	5
		22-20	17-16	9-10	8-4	9-12	10-11	6-4	8-9	6-5	13-NL	8-6	6-NC	2-3	10-9	9-5	6-5	7-5	11-6	4-6	5-6
		22-18	17-18	9-NC	8-NC	9-7	10-NC	6-6	7-9	6-5	13-10	8-8	6-6	2-NC	10-5	9-4	6-5	7-6	11-NC	4-14	5-8

NC=Not classified NL=Not finished first lap NP=Not started race re-start N2=Not finished first lap race re-start EX=Excluded NS=Not Started DS=Disqualified

These data/results cannot be reproduced, stored and/or transmitted in whole or in part by any manner of electronic, mechanical, photocopying, recording, broadcasting or otherwise now known or herein after developed without the previous express consent by the copyright owner, except for reproduction in daily press and regular printed publications on sale to the public within 60 days of the event related to those data/results and always provided that copyright symbol appears together as follows below.
© DORNA, 2024

Rider	Points	QAT	POR	AME	SPA	FRA	CAT	ITA	NED	GER	GBR	AUT	ARA	RSM	EMI	INA	JPN	AUS	THA	MAL	SLD
10 DI GIANNANTONIO Fabio	165	7	14	8	5	4	6	14	6	8	10	-	16	14	13	8	7	12	8	-	-
		7-NC	14-NC	8-NL	5-13	4-7	6-6	14-7	6-5	8-12	10-9	-	16-15	14-NC	13-18	8-9	7-6	12-7	8-8	-	-
		7-7	14-10	8-6	5-7	4-6	6-5	14-7	4-4	8-NC	10-5	-	16-8	14-9	13-14	8-NC	7-8	12-4	8-4	-	-
11 ESPARGARO Aleix	163	2	13	7	12	6	1	9	5	-	1	4	11	13	11	13	15	20	14	16	2
		2-3	13-8	7-5	12-NL	6-5	1-1	9-9	5-NC	-	1-3	4-3	11-NL	13-12	11-12	13-16	15-NC	20-8	14-15	16-12	2-4
		2-8	13-8	7-7	12-NC	6-9	1-4	9-11	-	-	1-6	4-9	11-10	13-NC	11-8	13-NL	15-9	19-16	14-9	16-13	2-5
12 BEZZECCHI Marco	153	15	6	10	2	5	16	16	15	12	12	9	13	3	6	2	8	4	4	14	9
		15-11	6-11	10-13	2-NC	5-NC	16-9	16-11	15-11	12-10	12-NL	9-8	13-10	3-NC	6-8	2-4	8-10	4-NC	4-7	14-10	9-8
		15-14	6-6	10-8	2-3	5-NC	16-11	16-13	14-NC	12-8	12-8	9-6	13-7	3-5	6-4	2-5	8-7	4-19	4-NC	14-9	9-9
13 QUARTARARO Fabio	113	16	9	16	23	8	17	15	13	14	18	15	17	10	9	6	12	19	6	8	10
		16-12	9-9	16-15	23-5	8-10	17-10	15-NC	13-7	14-13	18-11	15-12	17-8	10-9	9-7	6-12	12-12	19-11	6-10	8-5	10-10
		16-11	9-7	16-12	23-15	8-NC	17-9	15-18	12-12	14-11	18-11	15-18	17-NC	10-7	9-7	6-7	12-12	18-9	6-16	8-6	10-11
14 MILLER Jack	87	11	5	11	15	11	9	19	14	16	11	5	15	12	19	16	14	16	15	7	19
		11-10	5-5	11-7	15-14	11-8	9-7	19-12	14-13	16-11	11-7	5-5	15-13	12-8	19-14	16-11	14-8	16-NC	15-11	7-8	19-19
		11-21	5-5	11-13	15-NC	11-NC	9-NC	19-16	13-11	16-13	11-12	5-19	15-15	12-8	19-16	16-NL	14-10	15-11	15-5	-	19-13
15 OLIVEIRA Miguel	75	14	15	14	14	12	15	11	17	2	15	13	8	18	12	-	-	-	-	-	14
		14-13	15-12	14-11	14-8	12-11	15-NC	11-NC	17-12	2-2	15-10	13-13	8-5	18-15	12-11	-	-	-	-	-	14-18
		14-15	15-9	14-11	14-8	12-NC	15-10	11-14	16-15	2-6	15-NL	13-12	8-NL	18-11	12-10	-	-	-	-	-	14-12
16 FERNANDEZ Raul	66	12	16	13	17	14	3	12	12	3	14	20	9	19	14	11	13	6	20	15	17
		12-14	16-10	13-9	17-12	14-9	3-NC	12-10	12-17	3-14	14-12	20-14	9-11	19-17	14-17	11-19	13-11	6-6	20-14	15-18	17-14
		23-NC	16-NC	13-10	17-11	14-11	3-6	12-12	11-8	3-10	14-NL	20-NC	9-16	19-18	14-13	11-10	13-15	6-10	20-NC	15-16	17-18
17 ZARCO Johann	55	13	19	19	13	15	18	18	19	19	16	17	10	16	17	7	16	14	12	11	12
		13-16	19-NC	19-NC	13-11	15-13	18-NC	18-15	19-16	19-17	16-14	17-15	10-NC	16-13	17-16	7-8	16-14	14-NC	12-12	11-NC	12-11
		13-12	19-15	19-NC	13-NC	15-12	18-16	18-19	17-13	19-17	16-14	17-21	10-13	16-12	17-15	7-9	16-11	14-12	12-8	11-11	12-14
18 RINS Alex	31	20	11	15	25	16	8	10	16	-	-	21	21	20	22	15	19	9	17	9	15
		20-17	11-NC	15-16	25-15	16-NC	8-12	10-13	16-19	-	-	21-NC	21-17	20-19	-	15-15	19-16	9-12	17-17	9-11	15-16
		20-16	11-13	15-NC	25-13	16-15	8-20	10-15	15-NL	-	-	21-16	21-9	20-19	-	15-11	19-16	9-13	17-NC	9-8	15-21
19 NAKAGAMI Takaaki	31	19	21	21	24	19	20	23	23	17	21	22	18	22	20	18	21	21	18	18	20
		19-19	21-17	21-NL	24-10	19-16	20-13	23-16	23-18	17-18	21-17	22-16	18-14	22-20	20-19	18-17	21-NC	21-14	18-18	18-17	20-17
		19-19	21-14	21-NC	24-14	19-14	20-14	23-NC	21-16	17-14	21-15	22-14	18-11	22-13	20-17	18-12	21-13	21-18	18-13	18-NC	20-17
20 FERNANDEZ Augusto	27	18	18	18	18	20	19	20	22	15	17	16	19	17	18	21	18	17	16	21	21
		18-18	18-15	18-NL	18-7	20-17	19-17	20-17	22-15	15-16	17-13	16-NC	19-12	17-16	18-20	21-NC	18-15	17-9	16-16	21-13	21-20
		18-17	18-11	18-14	18-NC	20-13	19-NC	20-NC	20-14	15-16	17-16	16-15	19-12	17-NC	18-18	21-NC	18-NC	16-17	16-NC	21-10	21-19

NC=Not classified NL=Not finished first lap NP=Not started race re-start N2=Not finished first lap race re-start EX=Excluded NS=Not Started DS=Disqualified

These data/results cannot be reproduced, stored and/or transmitted in whole or in part by any manner of electronic, mechanical, photocopying, recording, broadcasting or otherwise now known or herein after developed without the previous express consent by the copyright owner, except for reproduction in daily press and regular printed publications on sale to the public within 60 days of the event related to those data/results and always provided that copyright symbol appears together as follows below.
© DORNA, 2024

Official MotoGP Timing byTISSOT
www.motogp.com



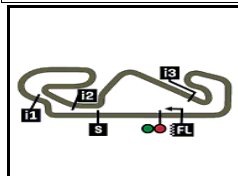
Rider	Points	QAT	POR	AME	SPA	FRA	CAT	ITA	NED	GER	GBR	AUT	ARA	RSM	EMI	INA	JPN	AUS	THA	MAL	SLD	
21 MIR Joan	21	17	20	20	20	18	21	17	20	20	20	19	22	-	16	20	17	18	19	20	13	
		17-15	20-14	20-NC	20-9	18-NC	21-15	17-NC	20-14	20-21	20-16	19-19	22-18	-	16-21	20-NC	17-NC	18-13	19-13	20-16	13-13	
		17-13	20-12	20-NC	20-12	18-NC	21-15	17-NC	18-NC	20-18	20-NC	19-17	22-14	-	16-11	20-NC	17-NL	17-NC	19-15	20-NC	13-NC	
22 MARINI Luca	14	21	22	22	22	21	22	24	21	18	19	18	20	21	15	17	20	13	21	19	16	
		21-21	22-18	22-17	22-NC	21-18	22-16	24-19	21-NC	18-15	19-15	18-17	20-16	21-18	15-15	17-18	20-13	13-10	21-19	19-15	16-15	
		21-20	22-17	22-16	22-17	21-16	22-17	24-20	19-17	18-15	19-17	18-NC	23-17	-	15-12	17-NL	20-14	13-14	21-12	19-15	16-16	
23 ESPARGARO Pol	12	-	-	-	-	-	-	21	-	-	-	10	-	15	-	-	-	-	-	-	-	
		-	-	-	-	-	-	21-14	-	-	-	10-9	-	15-14	-	-	-	-	-	-	-	
		-	-	-	-	-	-	21-17	-	-	-	10-11	-	15-10	-	-	-	-	-	-	-	
24 PEDROSA Daniel	7	-	-	-	16	-	-	-	-	-	-	-	-	-	-	-	-	-	-	-	-	
		-	-	-	16-3	-	-	-	-	-	-	-	-	-	-	-	-	-	-	-	-	-
		-	-	-	16-NC	-	-	-	-	-	-	-	-	-	-	-	-	-	-	-	-	-
25 BRADL Stefan	2	-	-	-	19	-	23	-	-	21	-	23	-	23	-	-	-	-	-	-	23	
		-	-	-	19-NC	-	23-18	-	-	21-19	-	23-NC	-	23-NC	-	-	-	-	-	-	-	23-22
		-	-	-	19-16	-	23-19	-	-	22-20	-	23-22	-	23-14	-	-	-	-	-	-	-	23-22
26 GARDNER Remy	0	-	-	-	-	-	-	-	-	22	22	-	-	-	-	-	23	-	-	-	-	
		-	-	-	-	-	-	-	-	-	22-20	22-18	-	-	-	-	-	23-18	-	-	-	
		-	-	-	-	-	-	-	-	-	21-19	22-18	-	-	-	-	-	23-17	-	-	-	
27 IANNONE Andrea	0	-	-	-	-	-	-	-	-	-	-	-	-	-	-	-	-	-	-	17	-	
		-	-	-	-	-	-	-	-	-	-	-	-	-	-	-	-	-	-	-	17-19	-
		-	-	-	-	-	-	-	-	-	-	-	-	-	-	-	-	-	-	-	17-17	-
28 SAVADORI Lorenzo	0	-	-	-	21	-	-	22	18	-	-	24	-	-	-	-	22	22	22	22	-	
		-	-	-	21-16	-	-	22-18	18-NC	-	-	24-18	-	-	-	-	-	22-17	22-15	22-21	22-20	-
		-	-	-	21-NC	-	-	22-21	-	-	-	24-20	-	-	-	-	-	22-NC	20-NC	22-NC	22-18	-
29 PIRRO Michele	0	-	-	-	-	-	-	-	-	-	-	-	-	-	-	-	-	-	-	-	22	
		-	-	-	-	-	-	-	-	-	-	-	-	-	-	-	-	-	-	-	-	22-21
		-	-	-	-	-	-	-	-	-	-	-	-	-	-	-	-	-	-	-	-	22-20

NC=Not classified NL=Not finished first lap NP=Not started race re-start N2=Not finished first lap race re-start EX=Excluded NS=Not Started DS=Disqualified

These data/results cannot be reproduced, stored and/or transmitted in whole or in part by any manner of electronic, mechanical, photocopying, recording, broadcasting or otherwise now known or herein after developed without the previous express consent by the copyright owner, except for reproduction in daily press and regular printed publications on sale to the public within 60 days of the event related to those data/results and always provided that copyright symbol appears together as follows below.
© DORNA, 2024

Official MotoGP Timing by **TISSOT**
www.motogp.com





4657 m.

MOTUL SOLIDARITY GRAND PRIX OF BARCELONA

Official Starting Grid

Race : 24 laps = 111.768 km



1	1 1'38.641 1 Francesco BAGNAIA Ducati	2 1'38.696 41 Aleix ESPARGARO Aprilia	3 1'38.798 93 Marc MARQUEZ Ducati
2	4 1'38.849 89 Jorge MARTIN Ducati	5 1'38.886 21 Franco MORBIDELLI Ducati	6 1'38.949 31 Pedro ACOSTA KTM
3	7 1'38.992 12 Maverick VIÑALES Aprilia	8 1'39.078 23 Enea BASTIANINI Ducati	9 1'39.121 72 Marco BEZZECCHI Ducati
4	10 1'39.209 20 Fabio QUARTARARO Yamaha	11 1'39.252 73 Alex MARQUEZ Ducati	12 1'39.494 5 Johann ZARCO Honda
5	13 1'39.432 36 Joan MIR Honda	14 1'39.487 88 Miguel OLIVEIRA Aprilia	15 1'39.559 42 Alex RINS Yamaha
6	16 1'39.619 10 Luca MARINI Honda	17 1'39.645 25 Raul FERNANDEZ Aprilia	18 1'39.678 33 Brad BINDER KTM
7	19 1'39.749 43 Jack MILLER KTM	20 1'39.793 30 Takaaki NAKAGAMI Honda	21 1'40.166 37 Augusto FERNANDEZ KTM
8	22 1'40.252 51 Michele PIRRO Ducati	23 1'40.423 6 Stefan BRADL Honda	

The results are provisional until the end of the limit for protest and appeals and until the ratification of the Event Management Committee.

Time limit for protest expires 60' at the latest after publication of the results - Time:

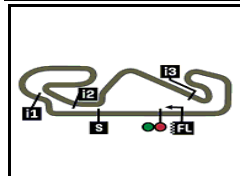
These data/results cannot be reproduced, stored and/or transmitted in whole or in part by any manner of electronic, mechanical, photocopying, recording, broadcasting or otherwise now known or herein after developed without the previous express consent by the copyright owner, except for reproduction in daily press and regular printed publications on sale to the public within 60 days of the event related to those data/results and always provided that copyright symbol appears together as follows below.

© DORNA, 2024

Official MotoGP Timing by TISSOT
www.motogp.com



Barcelona, Sunday, November 17, 2024



4657 m.

MOTUL SOLIDARITY GRAND PRIX OF BARCELONA**Race****Top Speed & Average**

Rider	Nation	Motorcycle	Top 5 speeds					Average	Top
23 Enea BASTIANINI	ITA	DUCATI	355.2	352.9	352.9	352.9	352.9	353.4	355.2
33 Brad BINDER	RSA	KTM	355.2	354.0	354.0	354.0	352.9	353.7	355.2
31 Pedro ACOSTA	SPA	KTM	354.0	354.0	354.0	352.9	352.9	353.2	354.0
41 Aleix ESPARGARO	SPA	APRILIA	354.0	354.0	351.7	351.7	351.7	352.6	354.0
21 Franco MORBIDELLI	ITA	DUCATI	352.9	352.9	351.7	350.6	350.6	351.7	352.9
72 Marco BEZZECCHI	ITA	DUCATI	352.9	349.5	348.3	348.3	348.3	349.5	352.9
89 Jorge MARTIN	SPA	DUCATI	351.7	350.6	350.6	350.6	350.6	350.8	351.7
93 Marc MARQUEZ	SPA	DUCATI	351.7	349.5	349.5	349.5	349.5	349.8	351.7
10 Luca MARINI	ITA	HONDA	350.6	349.5	349.5	349.5	348.3	349.5	350.6
12 Maverick VIÑALES	SPA	APRILIA	350.6	350.6	347.2	347.2	347.2	348.6	350.6
25 Raul FERNANDEZ	SPA	APRILIA	350.6	349.5	349.5	348.3	348.3	349.2	350.6
36 Joan MIR	SPA	HONDA	350.6	349.5	347.2	346.1	341.7	347.0	350.6
37 Augusto FERNANDEZ	SPA	KTM	350.6	349.5	347.2	347.2	346.1	347.5	350.6
73 Alex MARQUEZ	SPA	DUCATI	350.6	349.5	347.2	347.2	347.2	348.0	350.6
88 Miguel OLIVEIRA	POR	APRILIA	350.6	350.6	350.6	349.5	349.5	350.1	350.6
5 Johann ZARCO	FRA	HONDA	349.5	348.3	347.2	346.1	345.0	345.9	349.5
20 Fabio QUARTARARO	FRA	YAMAHA	349.5	348.3	347.2	347.2	347.2	347.8	349.5
43 Jack MILLER	AUS	KTM	349.5	349.5	348.3	348.3	348.3	348.6	349.5
1 Francesco BAGNAIA	ITA	DUCATI	348.3	348.3	347.2	347.2	347.2	347.4	348.3
42 Alex RINS	SPA	YAMAHA	348.3	348.3	347.2	347.2	347.2	347.6	348.3
30 Takaaki NAKAGAMI	JPN	HONDA	347.2	346.1	346.1	346.1	345.0	345.8	347.2
6 Stefan BRADL	GER	HONDA	343.9	343.9	342.8	342.8	342.8	343.2	343.9
51 Michele PIRRO	ITA	DUCATI	342.8	341.7	341.7	340.6	340.6	341.2	342.8

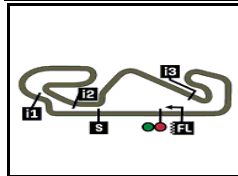
These data/results cannot be reproduced, stored and/or transmitted in whole or in part by any manner of electronic, mechanical, photocopying, recording, broadcasting or otherwise now known or herein after developed without the previous express consent by the copyright owner, except for reproduction in daily press and regular printed publications on sale to the public within 60 days of the event related to those data/results and always provided that copyright symbol appears together as follows below.

© DORNA, 2024

Official MotoGP Timing by TISSOT
www.motogp.com



Barcelona, Sunday, November 17, 2024




4657 m.

MOTUL SOLIDARITY GRAND PRIX OF BARCELONA

Race

Fastest Laps Sequence

Lap	Race Time	 Rider	Nation	Motorcycle	Time	Km/h	Riders's Lap
2	3'23.960	1 Francesco BAGNAIA	ITA	DUCATI	1'40.390	167.0	2
2	3'24.108	93 Marc MARQUEZ	SPA	DUCATI	1'40.173	167.3	2
3	5'04.108	1 Francesco BAGNAIA	ITA	DUCATI	1'40.148	167.4	3
4	6'44.251	1 Francesco BAGNAIA	ITA	DUCATI	1'40.143	167.4	4
4	6'44.415	93 Marc MARQUEZ	SPA	DUCATI	1'40.088	167.5	4

These data/results cannot be reproduced, stored and/or transmitted in whole or in part by any manner of electronic, mechanical, photocopying, recording, broadcasting or otherwise now known or herein after developed without the previous express consent by the copyright owner, except for reproduction in daily press and regular printed publications on sale to the public within 60 days of the event related to those data/results and always provided that copyright symbol appears together as follows below.

© DORNA, 2024

Official MotoGP Timing by TISSOT
www.motogp.com



Barcelona, Sunday, November 17, 2024