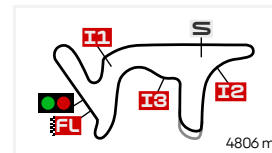


CLASSIFICATION AFTER 25 LAPS = 120.15 KM

GRAN PREMIO YPF ENERGÍA DE ARGENTINA

RACE



Termas de Río Hondo

Pos	Pts	#	Rider	Nation	Team	Motorcycle	Total Time	Km/h	Gap
1	25	93	Marc MARQUEZ	SPA	Ducati Lenovo Team	DUCATI	41'11.100	175.0	
2	20	73	Alex MARQUEZ	SPA	BK8 Gresini Racing MotoGP	DUCATI	41'12.462	174.9	1.362
3	16	21	Franco MORBIDELLI	ITA	Pertamina Enduro VR46 Racing Team	DUCATI	41'15.795	174.7	4.695
4	13	63	Francesco BAGNAIA	ITA	Ducati Lenovo Team	DUCATI	41'16.636	174.6	5.536
5	11	49	Fabio DI GIANNANTONIO	ITA	Pertamina Enduro VR46 Racing Team	DUCATI	41'18.238	174.5	7.138
6	10	5	Johann ZARCO	FRA	CASTROL Honda LCR	HONDA	41'18.587	174.5	7.487
7	9	33	Brad BINDER	RSA	Red Bull KTM Factory Racing	KTM	41'25.394	174.0	14.294
8	8	37	Pedro ACOSTA	SPA	Red Bull KTM Factory Racing	KTM	41'26.746	173.9	15.646
9	7	36	Joan MIR	SPA	Honda HRC Castrol	HONDA	41'26.887	173.9	15.787
10	6	10	Luca MARINI	ITA	Honda HRC Castrol	HONDA	41'27.125	173.9	16.025
11	5	42	Alex RINS	SPA	Monster Energy Yamaha MotoGP Team	YAMAHA	41'32.763	173.5	21.663
12	4	12	Maverick VIÑALES	SPA	Red Bull KTM Tech3	KTM	41'33.419	173.4	22.319
13	3	43	Jack MILLER	AUS	Prima Pramac Yamaha MotoGP	YAMAHA	41'34.586	173.3	23.486
14	2	20	Fabio QUARTARARO	FRA	Monster Energy Yamaha MotoGP Team	YAMAHA	41'36.248	173.2	25.148
15	1	25	Raul FERNANDEZ	SPA	Trackhouse MotoGP Team	APRILIA	41'38.014	173.1	26.914
16		54	Fermin ALDEGUER	SPA	BK8 Gresini Racing MotoGP	DUCATI	41'38.761	173.1	27.661
17		23	Enea BASTIANINI	ITA	Red Bull KTM Tech3	KTM	41'51.279	172.2	40.179
18		35	Somkiat CHANTRA	THA	IDEMITSU Honda LCR	HONDA	41'52.793	172.1	41.693

Not finished first lap

72 Marco BEZZECCHI ITA Aprilia Racing APRILIA

Disqualified

79 Ai OGURA JPN Trackhouse MotoGP Team APRILIA

Race condition: Dry

Air: 26°

Humidity: 67%

Ground: 36°

Pole Position:

Marc MARQUEZ 1'36.917 178.5 Km/h

Fastest Lap (New record):

Lap 19 Marc MARQUEZ 1'38.243 176.1 Km/h

Best Race Lap:

2015 Valentino ROSSI 1'39.019 174.7 Km/h

All-Time Lap Record:

2025 Marc MARQUEZ 1'36.917 178.5 Km/h

14:35'00

14:39'30

14:59'52

15:02'14

15:02'26 Marco BEZZECCHI

15:03'28

15:03'53 Fermin ALDEGUER

15:05'22 Enea BASTIANINI

15:05'26 Enea BASTIANINI

15:08'34 Raul FERNANDEZ

15:08'47 Fermin ALDEGUER

15:10'17 Raul FERNANDEZ

SIGHTING LAP START

All bikes on grid

WARM UP LAP START
RACE START

crashed out - Rider OK

No jump starts
long lap penalty

crashed out - Rider OK

re-joined race

long lap penalty due to irresponsible riding
long lap penalty - COMPLETED
long lap penalty - COMPLETED

FIM MotoGP Stewards sanction, #79 Ogura disqualified for Technical regulations infringement.

The results are provisional until the end of the limit for protest and appeals.

Time limit for protest expires 60' after publication of the results - Nicolas TORTONE Time: 18:38

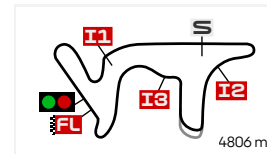
These data/results cannot be reproduced, stored and/or transmitted in whole or in part by any manner of electronic, mechanical, photocopying, recording, broadcasting or otherwise now known or herein after developed without the previous express consent by the copyright owner, except for reproduction in daily press and regular printed publications on sale to the public within 60 days of the event related to those data/results and always provided that copyright symbol appears together as follows below.

© DORNA, 2025

Official MotoGP Timing by

www.motogp.com

Termas de Río Hondo, Sunday, March 16, 2025



Termas de Río Hondo

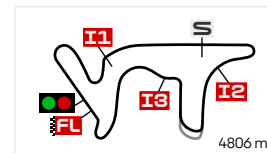
WORLD CHAMPIONSHIP CLASSIFICATION

GRAN PREMIO YPF ENERGÍA DE ARGENTINA

Rider	Points	Leader	Prev	THA	ARG	AME	QAT	SPA	FRA	GBR	ARA	ITA	NED	GER	CZE	AUT	HUN	CAT	RSM	JPN	INA	AUS	MAL	POR	VAL
1 MARQUEZ Marc [SPA]	74			37 25 12	37 25 12																				
2 MARQUEZ Alex [SPA]	58	16	16	29 20 9	29 20 9																				
3 BAGNAIA Francesco [ITA]	43	31	15	23 16 7	20 13 7																				
4 MORBIDELLI Franco [ITA]	37	37	6	18 13 5	19 16 3																				
5 ZARCO Johann [FRA]	25	49	12	9 9 0	16 10 6																				
6 DI GIANNANTONIO Fabio [ITA]	22	52	3	6 6 -	16 11 5																				
7 BINDER Brad [RSA]	19	55	3	10 8 2	9 9 -																				
8 OGURA Ai [JPN]	17	57	2	17 11 6	0 0																				
9 BEZZECCHI Marco [ITA]	14	60	3	10 10 0	4 4																				
10 ACOSTA Pedro [SPA]	13	61	1	4 0 4	9 8 1																				
11 MIR Joan [SPA]	10	64	3	1 - 1	9 7 2																				

These data/results cannot be reproduced, stored and/or transmitted in whole or in part by any manner of electronic, mechanical, photocopying, recording, broadcasting or otherwise now known or herein after developed without the previous express consent by the copyright owner, except for reproduction in daily press and regular printed publications on sale to the public within 60 days of the event related to those data/results and always provided that copyright symbol appears together as follows below.

© DORNA, 2025



Termas de Río Hondo

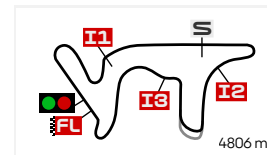
WORLD CHAMPIONSHIP CLASSIFICATION

GRAN PREMIO YPF ENERGÍA DE ARGENTINA

Rider	Points	Leader	Prev	THA	ARG	AME	QAT	SPA	FRA	GBR	ARA	ITA	NED	GER	CZE	AUT	HUN	CAT	RSM	JPN	INA	AUS	MAL	POR	VAL
12 MARINI Luca [ITA]	10	64	0	4 4 0	6 6 0																				
13 MILLER Jack [AUS]	8	66	2	5 5 -	3 3 0																				
14 BASTIANINI Enea [ITA]	7	67	1	7 7 0	0 0 0																				
15 QUARTARARO Fabio [FRA]	6	68	1	4 1 3	2 2 0																				
16 RINS Alex [SPA]	5	69	1	0 0 0	5 5 0																				
17 VIÑALES Maverick [SPA]	4	70	1	0 0 0	4 4 0																				
18 ALDEGUER Fermin [SPA]	3	71	1	3 3 0	0 0 0																				
19 OLIVEIRA Miguel [POR]	2	72	1	2 2 0	- -																				
20 FERNANDEZ Raul [SPA]	1	73	1	0 - 0	1 1 0																				
21 CHANTRA Somkiat [THA]	0	74	1	0 0 0	0 0 0																				
22 SAVADORI Lorenzo [ITA]	0	74	0	0 0 0	- -																				

These data/results cannot be reproduced, stored and/or transmitted in whole or in part by any manner of electronic, mechanical, photocopying, recording, broadcasting or otherwise now known or herein after developed without the previous express consent by the copyright owner, except for reproduction in daily press and regular printed publications on sale to the public within 60 days of the event related to those data/results and always provided that copyright symbol appears together as follows below.

© DORNA, 2025



Termas de Río Hondo

WORLD CHAMPIONSHIP CLASSIFICATION

GRAN PREMIO YPF ENERGÍA DE ARGENTINA

Constructor	Points	Leader	Previous	THA	ARG	AME	QAT	SPA	FRA	GBR	ARA	ITA	NED	GER	CZE	AUT	HUN	CAT	RSM	JPN	INA	AUS	MAL	POR	VAL
1 DUCATI	74			37	37																				
2 HONDA	26	48	48	10	16																				
3 APRILIA	22	52	4	17	5																				
4 KTM	22	52	0	12	10																				
5 YAMAHA	13	61	9	8	5																				

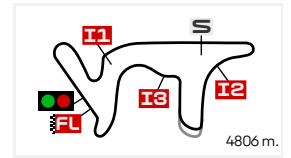
Team	Points	Leader	Previous	THA	ARG	AME	QAT	SPA	FRA	GBR	ARA	ITA	NED	GER	CZE	AUT	HUN	CAT	RSM	JPN	INA	AUS	MAL	POR	VAL
1 Ducati Lenovo Team	117			60	57																				
2 BK8 Gresini Racing MotoGP	61	56	56	32	29																				
3 Pertamina Enduro VR46 Racing Team	59	58	2	24	35																				
4 Red Bull KTM Factory Racing	32	85	27	14	18																				
5 LCR Honda	25	92	7	9	16																				
6 Honda HRC Castrol	20	97	5	5	15																				
7 Trackhouse MotoGP Team	18	99	2	17	1																				
8 Aprilia Racing	14	103	4	10	4																				
9 Red Bull KTM Tech3	11	106	3	7	4																				
10 Monster Energy Yamaha MotoGP Team	11	106	0	4	7																				
11 Prima Pramac Yamaha MotoGP	10	107	1	7	3																				

These data/results cannot be reproduced, stored and/or transmitted in whole or in part by any manner of electronic, mechanical, photocopying, recording, broadcasting or otherwise now known or herein after developed without the previous express consent by the copyright owner, except for reproduction in daily press and regular printed publications on sale to the public within 60 days of the event related to those data/results and always provided that copyright symbol appears together as follows below.

© DORNA, 2025

LAP CHART

GRAN PREMIO YPF ENERGÍA DE ARGENTINA
RACE



Termas de Río Hondo

Pos	1	2	3	4	5	6	7	8	9	10	11	12	13	14	15	16	17	18	19	20
Grid	93	73	5	63	37	49	20	21	72	36	33	42	43	54	79	10	25	35	12	23

1	93	73	63	5	49	21	33	37	36	79	54	42	25	23	10	43	35	12	20
2	93	73	63	5	21	33	49	37	36	79	54	42	43	10	25	35	12	20	23
3	93	73	63	21	5	33	49	36	37	79	54	42	43	10	25	12	20	35	23
4	73	93	21	63	5	33	49	36	79	37	42	43	10	25	54	12	20	35	23
5	73	93	21	63	5	33	49	36	79	37	42	43	10	54	12	20	25	35	23
6	73	93	21	63	5	33	49	79	37	36	42	43	10	54	12	20	25	35	23
7	73	93	21	63	5	33	49	79	37	36	42	10	43	54	12	20	25	35	23
8	73	93	21	63	5	33	49	79	36	37	42	10	43	54	12	20	25	35	23
9	73	93	21	63	5	33	49	79	36	37	42	10	43	54	12	20	25	35	23
10	73	93	21	63	5	33	49	79	36	37	42	10	43	54	12	20	25	35	23
L	73	93	21	63	5	33	49	79	36	37	10	42	43	54	12	20	25	35	23
a	73	93	21	63	5	33	49	79	37	36	10	42	43	54	12	20	25	35	23
p	73	93	21	63	5	33	49	79	37	36	10	42	43	54	12	20	25	35	23
s	73	93	21	63	5	33	49	79	37	36	10	42	43	12	54	20	25	35	23
15	73	93	21	63	5	33	49	37	79	36	10	42	43	12	54	20	25	35	23
16	73	93	21	63	5	33	49	37	79	36	10	42	43	12	54	20	25	35	23
17	73	93	21	63	5	49	33	79	37	36	10	42	43	12	54	20	25	35	23
18	73	93	21	63	5	49	33	79	37	36	10	42	43	12	20	54	25	35	23
19	73	93	21	63	5	49	33	79	37	36	10	42	12	43	20	54	25	35	23
20	73	93	21	63	5	49	33	79	37	36	10	42	12	43	20	54	25	35	23
21	93	73	21	63	5	49	33	79	37	36	10	42	12	43	20	54	25	35	23
22	93	73	21	63	5	49	33	79	37	36	10	42	12	43	20	54	25	35	23
23	93	73	21	63	5	49	33	79	37	36	10	42	12	43	20	54	25	23	35
24	93	73	21	63	5	49	33	79	37	36	10	42	12	43	20	54	25	23	35
25	93	73	21	63	49	5	33	79	37	36	10	42	12	43	20	25	54	23	35

Winner Lapped rider

These data/results cannot be reproduced, stored and/or transmitted in whole or in part by any manner of electronic, mechanical, photocopying, recording, broadcasting or otherwise now known or herein after developed without the previous express consent by the copyright owner, except for reproduction in daily press and regular printed publications on sale to the public within 60 days of the event related to those data/results and always provided that copyright symbol appears together as follows below.

© DORNA, 2025

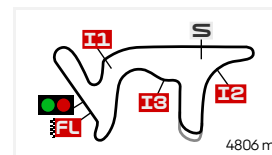
Official MotoGP Timing by TISSOT

www.motogp.com

Termas de Río Hondo, Sunday, March 16, 2025

FASTEST LAP OF EACH RIDER

GRAN PREMIO YPF ENERGÍA DE ARGENTINA RACE



Termas de Río Hondo

#	Rider	Nation	Team	Motorcycle	Time	Lap Total	Gap
1	93 Marc MARQUEZ	SPA	Ducati Lenovo Team	DUCATI	1'38.243	19 25	
2	73 Alex MARQUEZ	SPA	BK8 Gresini Racing MotoGP	DUCATI	1'38.313	19 25	0.070 0.070
3	49 Fabio DI GIANNANTONIO	ITA	Pertamina Enduro VR46 Racing Team	DUCATI	1'38.337	20 25	0.094 0.024
4	21 Franco MORBIDELLI	ITA	Pertamina Enduro VR46 Racing Team	DUCATI	1'38.631	10 25	0.388 0.294
5	63 Francesco BAGNAIA	ITA	Ducati Lenovo Team	DUCATI	1'38.653	20 25	0.410 0.022
6	5 Johann ZARCO	FRA	CASTROL Honda LCR	HONDA	1'38.700	9 25	0.457 0.047
7	37 Pedro ACOSTA	SPA	Red Bull KTM Factory Racing	KTM	1'38.786	13 25	0.543 0.086
8	10 Luca MARINI	ITA	Honda HRC Castrol	HONDA	1'38.800	14 25	0.557 0.014
9	36 Joan MIR	SPA	Honda HRC Castrol	HONDA	1'38.814	9 25	0.571 0.014
10	79 Ai OGURA	JPN	Trackhouse MotoGP Team	APRILIA	1'38.879	5 25	0.636 0.065
11	33 Brad BINDER	RSA	Red Bull KTM Factory Racing	KTM	1'38.945	8 25	0.702 0.066
12	42 Alex RINS	SPA	Monster Energy Yamaha MotoGP Tea	YAMAHA	1'39.235	8 25	0.992 0.290
13	54 Fermin ALDEGUER	SPA	BK8 Gresini Racing MotoGP	DUCATI	1'39.247	6 25	1.004 0.012
14	12 Maverick VIÑALES	SPA	Red Bull KTM Tech3	KTM	1'39.248	7 25	1.005 0.001
15	25 Raul FERNANDEZ	SPA	Trackhouse MotoGP Team	APRILIA	1'39.281	8 25	1.038 0.033
16	23 Enea BASTIANINI	ITA	Red Bull KTM Tech3	KTM	1'39.282	5 25	1.039 0.001
17	43 Jack MILLER	AUS	Prima Pramac Yamaha MotoGP	YAMAHA	1'39.306	11 25	1.063 0.024
18	20 Fabio QUARTARARO	FRA	Monster Energy Yamaha MotoGP Tea	YAMAHA	1'39.318	7 25	1.075 0.012
19	35 Somkiat CHANTRA	THA	IDEMITSU Honda LCR	HONDA	1'39.793	15 25	1.550 0.475

These data/results cannot be reproduced, stored and/or transmitted in whole or in part by any manner of electronic, mechanical, photocopying, recording, broadcasting or otherwise now known or herein after developed without the previous express consent by the copyright owner, except for reproduction in daily press and regular printed publications on sale to the public within 60 days of the event related to those data/results and always provided that copyright symbol appears together as follows below.

© DORNA, 2025

Official MotoGP Timing by

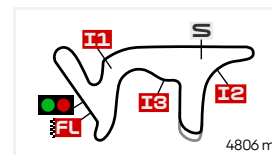
www.motogp.com

Termas de Río Hondo, Sunday, March 16, 2025

EVENT BEST MAXIMUM SPEED

GRAN PREMIO YPF ENERGÍA DE ARGENTINA

RACE



Termas de Río Hondo

#	Rider	Nation	Team	Motorcycle	Km/h	
72	Marco BEZZECCHI	ITA	Aprilia Racing	APRILIA	350.4	Tissot Sprint
33	Brad BINDER	RSA	Red Bull KTM Factory Racing	KTM	349.4	Race
37	Pedro ACOSTA	SPA	Red Bull KTM Factory Racing	KTM	348.4	Qualifying Nr. 2
21	Franco MORBIDELLI	ITA	Pertamina Enduro VR46 Racing Team	DUCATI	348.4	Tissot Sprint
63	Francesco BAGNAIA	ITA	Ducati Lenovo Team	DUCATI	348.4	Tissot Sprint
49	Fabio DI GIANNANTONIO	ITA	Pertamina Enduro VR46 Racing Team	DUCATI	347.5	Tissot Sprint
12	Maverick VIÑALES	SPA	Red Bull KTM Tech3	KTM	346.5	Tissot Sprint
25	Raul FERNANDEZ	SPA	Trackhouse MotoGP Team	APRILIA	345.5	Tissot Sprint
36	Joan MIR	SPA	Honda HRC Castrol	HONDA	345.5	Tissot Sprint
79	Ai OGURA	JPN	Trackhouse MotoGP Team	APRILIA	345.5	Tissot Sprint
43	Jack MILLER	AUS	Prima Pramac Yamaha MotoGP	YAMAHA	344.6	Tissot Sprint
93	Marc MARQUEZ	SPA	Ducati Lenovo Team	DUCATI	344.6	Qualifying Nr. 2
5	Johann ZARCO	FRA	CASTROL Honda LCR	HONDA	344.6	Tissot Sprint
54	Fermin ALDEGUER	SPA	BK8 Gresini Racing MotoGP	DUCATI	344.6	Tissot Sprint
23	Enea BASTIANINI	ITA	Red Bull KTM Tech3	KTM	344.6	Free Practice Nr. 2
35	Somkiat CHANTRA	THA	IDEMITSU Honda LCR	HONDA	343.6	Tissot Sprint
32	Lorenzo SAVADORI	ITA	Aprilia Racing	APRILIA	343.6	Tissot Sprint
73	Alex MARQUEZ	SPA	BK8 Gresini Racing MotoGP	DUCATI	343.6	Tissot Sprint
10	Luca MARINI	ITA	Honda HRC Castrol	HONDA	342.7	Race
20	Fabio QUARTARARO	FRA	Monster Energy Yamaha MotoGP Team	YAMAHA	342.7	Tissot Sprint
88	Miguel OLIVEIRA	POR	Prima Pramac Yamaha MotoGP	YAMAHA	341.8	Tissot Sprint
42	Alex RINS	SPA	Monster Energy Yamaha MotoGP Team	YAMAHA	341.8	Practice

These data/results cannot be reproduced, stored and/or transmitted in whole or in part by any manner of electronic, mechanical, photocopying, recording, broadcasting or otherwise now known or herein after developed without the previous express consent by the copyright owner, except for reproduction in daily press and regular printed publications on sale to the public within 60 days of the event related to those data/results and always provided that copyright symbol appears together as follows below.

© DORNA, 2025

Official MotoGP Timing by

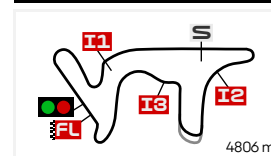
www.motogp.com

Termas de Río Hondo, Sunday, March 16, 2025

CHRONOLOGICAL ANALYSIS OF PERFORMANCES

GRAN PREMIO YPF ENERGÍA DE ARGENTINA

RACE



Termas de Río Hondo

* Lap / Sector time cancelled

P Crossing the finish line in pit lane

** Tyre data subject to further updates

T1 Time from finish line to 1st intermediate

T2 Time from 1st intermed. to 2nd intermed.

T3 Time from 2nd intermed. to 3rd intermed.

T4 Time from 3rd intermediate to finish line

Lap	Lap Time	T1	T2	T3	T4	Speed	Lap	Lap Time	T1	T2	T3	T4	Speed	
1st	93	Marc MARQUEZ DUCATI SPA						8	1'38.823	26.870	23.530	25.042	23.381	333.6
		Ducati Lenovo Team						9	1'38.810	26.850	23.397	25.113	23.450	333.6
		Runs=1	Total laps=25	Full laps=24	Valid laps=24		10	1'38.364	26.784	23.307	24.948	23.325	334.4	
Run #	1	Front Tyre	Slick-Medium	Rear Tyre	Slick-Medium									
		New Tyre		New Tyre										
1	1'41.378	29.102	23.296	25.345	23.635	337.1	11	1'38.533	26.748	23.307	25.028	23.450	333.6	
2	1'38.885	26.967	23.228	25.169	23.521	338.1	12	1'38.389	26.722	23.322	24.973	23.372	333.6	
3	1'38.865	26.899	23.233	25.158	23.575	338.1	13	1'38.869	26.771	23.433	25.132	23.533	333.6	
4	1'39.070	27.091	23.330	25.114	23.535	343.6	14	1'38.750	26.798	23.297	25.130	23.525	333.6	
5	1'38.759	26.873	23.369	25.146	23.371	339.9	15	1'38.503	26.672	23.337	25.023	23.471	332.7	
6	1'38.732	26.782	23.328	25.098	23.524	340.8	16	1'38.862	26.755	23.429	25.070	23.608	332.7	
7	1'38.773	26.853	23.333	25.085	23.502	340.8	17	1'38.993	26.837	23.418	25.193	23.545	332.7	
8	1'38.742	26.854	23.385	25.108	23.395	338.1	18	1'38.812	26.779	23.471	24.996	23.566	334.4	
9	1'38.805	26.861	23.338	25.098	23.508	341.8	19	1'38.313	26.730	23.235	24.971	23.377	334.4	
10	1'38.453	26.809	23.242	25.077	23.325	342.7	20	1'38.615	26.749	23.317	25.025	23.524	334.4	
11	1'38.473	26.721	23.321	25.013	23.418	338.1	21	1'38.983	26.852	23.485	25.110	23.536	332.7	
12	1'38.513	26.745	23.283	25.074	23.411	339.0	22	1'38.899	26.783	23.405	25.100	23.611	339.0	
13	1'38.777	26.779	23.295	25.133	23.570	340.8	23	1'38.880	26.802	23.314	25.094	23.670	338.1	
14	1'38.671	26.745	23.270	25.131	23.525	341.8	24	1'39.305	26.819	23.510	25.251	23.725	335.3	
15	1'38.706	26.820	23.205	25.002	23.679	338.1	25	1'39.644	26.898	23.477	25.316	23.953	336.2	
16	1'38.658	26.733	23.280	25.029	23.616	340.8								
17	1'38.942	26.792	23.409	25.100	23.641	342.7								
18	1'39.021	26.767	23.654	25.104	23.496	342.7								
19	1'38.243	26.763	23.259	24.952	23.269	339.0								
20	1'38.419	26.739	23.290	24.922	23.468	340.8								
21	1'38.375	26.836	23.177	24.998	23.364	340.8								
22	1'38.470	26.752	23.278	25.010	23.430	337.1								
23	1'38.594	26.680	23.320	25.091	23.503	336.2								
24	1'38.905	26.907	23.420	25.120	23.458	336.2								
25	1'39.871	26.837	23.516	25.256	24.262	336.2								
2nd	73	Alex MARQUEZ DUCATI SPA												
		BK8 Gresini Racing MotoGP												
		Runs=1	Total laps=25	Full laps=24	Valid laps=24									
Run #	1	Front Tyre	Slick-Medium	Rear Tyre	Slick-Medium									
		New Tyre		New Tyre										
1	1'41.555	29.244	23.299	25.348	23.664	336.2								
2	1'38.989	27.030	23.272	25.175	23.512	338.1								
3	1'38.720	26.802	23.219	25.156	23.543	338.1								
4	1'38.750	26.812	23.281	24.980	23.677	334.4								
5	1'38.507	26.798	23.331	24.942	23.436	334.4								
6	1'38.843	26.807	23.434	25.208	23.394	333.6								
7	1'38.751	26.753	23.406	25.173	23.419	332.7								
3rd	21	Franco MORBIDELLI DUCATI ITA												
		Pertamina Enduro VR46 Racing Team												
		Runs=1	Total laps=25	Full laps=24	Valid laps=24									
Run #	1	Front Tyre	Slick-Medium	Rear Tyre	Slick-Soft									
		New Tyre		New Tyre										
1	1'42.388	29.852	23.349	25.348	23.839	330.0								
2	1'39.152	26.911	23.234	25.258	23.749	342.7								
3	1'38.764	26.970	23.186	25.090	23.518	346.5								
4	1'38.660	26.784	23.224	25.076	23.576	345.5								
5	1'38.864	26.777	23.440	25.115	23.532	339.0								
6	1'38.674	26.704	23.282	25.187	23.501	340.8								
7	1'38.746	26.794	23.228	25.199	23.525	340.8								
8	1'38.679	26.729	23.222	25.175	23.553	341.8								
9	1'38.706	26.901	23.277	25.078	23.450	341.8								
10	1'38.631	26.710	23.238	25.145	23.538	340.8								
11	1'38.690	26.720	23.265	25.170	23.535	339.0								
12	1'38.970	26.777	23.320	25.210	23.663	339.0								
13	1'38.736	26.751	23.262	25.175	23.548	338.1								
14	1'38.752	26.736	23.135	25.211	23.670	339.9								
15	1'39.090	26.828	23.288	25.329	23.645	337.1								
16	1'39.173	26.790	23.363	25.290	23.730	337.1								
17	1'39.068	26.805	23.352	25.272	23.639	335.3								
18	1'38.833	26.687	23.265	25.205	23.676	337.1								
19	1'38.836	26.724	23.281	25.209	23.622	335.3								
Fastest Lap:	Marc MARQUEZ	SPA	Ducati Lenovo Team	1'38.243	26.763	23.259	24.952	23.269						

These data/results cannot be reproduced, stored and/or transmitted in whole or in part by any manner of electronic, mechanical, photocopying, recording, broadcasting or otherwise now known or herein after developed without the previous express consent by the copyright owner, except for reproduction in daily press and regular printed publications on sale to the public within 60 days of the event related to those data/results and always provided that copyright symbol appears together as follows below.

© DORNA, 2025

Official MotoGP Timing by

www.motogp.com

Termas de Río Hondo, Sunday, March 16, 2025

Page 1 of 6

Race

MotoGP™

Lap	Lap Time	T1	T2	T3	T4	Speed	Lap	Lap Time	T1	T2	T3	T4	Speed
20	1'38.818	26.877	23.264	25.189	23.488	337.1	14	1'39.513	26.893	23.394	25.642	23.584	340.8
21	1'38.917	26.780	23.309	25.220	23.608	337.1	15	1'38.805	26.819	23.192	25.211	23.583	342.7
22	1'39.257	26.930	23.285	25.283	23.759	337.1	16	1'39.144	27.017	23.360	25.197	23.570	339.0
23	1'39.081	26.797	23.250	25.343	23.691	338.1	17	1'38.705	26.867	23.210	25.093	23.535	339.9
24	1'39.127	26.827	23.282	25.349	23.669	336.2	18	1'38.456	26.839	23.151	24.944	23.522	340.8
25	1'39.183	26.857	23.392	25.237	23.697	337.1	19	1'38.531	26.788	23.174	25.028	23.541	341.8
4th 63 Francesco BAGNAIA DUCATI ITA Ducati Lenovo Team							20 1'38.337 26.828 23.109 25.026 23.374 343.6						
Runs=1 Total laps=25 Full laps=24 Valid laps=24							Runs=1 Total laps=25 Full laps=24 Valid laps=24						
Run #	1	Front Tyre	Slick-Medium	Rear Tyre	Slick-Medium	Speed	Run #	1	Front Tyre	Slick-Medium	Rear Tyre	Slick-Medium	Speed
		New Tyre		New Tyre					New Tyre		New Tyre		
1	1'41.882	29.439	23.201	25.521	23.721	346.5	21	1'38.885	26.874	23.190	24.997	23.824	343.6
2	1'39.359	26.986	23.222	25.462	23.689	344.6	22	1'39.247	26.793	23.226	25.507	23.721	345.5
3	1'38.782	26.869	23.258	25.112	23.543	343.6	23	1'38.884	26.874	23.193	25.169	23.648	344.6
4	1'39.428	26.817	23.324	25.564	23.723	343.6	24	1'38.796	26.849	23.246	25.111	23.590	344.6
5	1'38.905	26.856	23.252	25.142	23.655	345.5	25	1'39.284	26.913	23.257	25.291	23.823	344.6
6	1'38.925	26.903	23.236	25.154	23.632	344.6	6th 5 Johann ZARCO HONDA FRA CASTROL Honda LCR						
7	1'38.828	26.772	23.207	25.227	23.622	343.6	Runs=1 Total laps=25 Full laps=24 Valid laps=24						
8	1'38.857	26.845	23.241	25.159	23.612	342.7	Run #	1	Front Tyre	Slick-Medium	Rear Tyre	Slick-Medium	Speed
9	1'38.798	26.890	23.158	25.103	23.647	344.6			New Tyre		New Tyre		
10	1'38.787	26.864	23.162	25.075	23.686	343.6	1	1'42.045	29.593	23.165	25.528	23.759	343.6
11	1'38.735	26.839	23.240	25.110	23.546	341.8	2	1'39.296	26.979	23.240	25.353	23.724	340.8
12	1'38.846	26.880	23.175	25.175	23.616	341.8	3	1'39.100	27.023	23.471	25.066	23.540	340.8
13	1'38.865	26.828	23.185	25.142	23.710	342.7	4	1'39.135	26.839	23.360	25.181	23.755	340.8
14	1'39.009	27.040	23.208	25.166	23.595	341.8	5	1'38.926	26.924	23.321	25.050	23.631	339.9
15	1'38.860	26.962	23.143	25.127	23.628	341.8	6	1'38.991	26.964	23.478	25.026	23.523	339.9
16	1'38.885	26.853	23.196	25.155	23.681	340.8	7	1'38.944	26.922	23.463	25.039	23.520	336.2
17	1'38.998	26.907	23.238	25.217	23.636	340.8	8	1'38.750	26.861	23.281	25.125	23.483	339.9
18	1'38.856	26.918	23.226	25.145	23.567	341.8	9	1'38.700	26.886	23.309	24.968	23.537	339.0
19	1'39.043	26.907	23.290	25.145	23.701	340.8	10	1'38.878	26.938	23.248	25.001	23.691	339.9
20	1'38.653	26.814	23.158	25.102	23.579	342.7	11	1'38.725	26.857	23.228	25.076	23.564	337.1
21	1'38.839	26.870	23.185	25.189	23.595	341.8	12	1'38.868	26.916	23.212	25.113	23.627	338.1
22	1'38.882	26.861	23.197	25.160	23.664	343.6	13	1'38.946	26.906	23.337	24.989	23.714	338.1
23	1'39.035	26.940	23.238	25.214	23.643	344.6	14	1'38.948	26.963	23.333	25.044	23.608	337.1
24	1'39.092	26.949	23.252	25.234	23.657	343.6	15	1'39.043	27.018	23.288	25.097	23.640	337.1
25	1'39.487	26.974	23.345	25.256	23.912	343.6	16	1'38.933	26.866	23.333	25.039	23.695	336.2
5th 49 Fabio DI GIANNANTONIO DUCATI ITA Pertamina Enduro VR46 Racing Team							17 1'39.117 27.028 23.338 25.113 23.638 335.3						
Runs=1 Total laps=25 Full laps=24 Valid laps=24							18 1'38.904 26.837 23.325 25.067 23.675 335.3						
Run #	1	Front Tyre	Slick-Medium	Rear Tyre	Slick-Soft	Speed	19 1'39.130 26.926 23.453 25.150 23.601 334.4						
		New Tyre		New Tyre			20 1'39.017 27.002 23.298 25.056 23.661 336.2						
1	1'42.158	29.707	23.266	25.405	23.780	326.6	21 1'38.859 26.746 23.346 25.082 23.685 333.6						
2	1'39.668	27.502	23.306	25.200	23.660	343.6	22 1'38.855 26.795 23.310 25.074 23.676 336.2						
3	1'39.044	27.003	23.252	25.217	23.572	346.5	23 1'39.125 26.857 23.352 25.138 23.778 335.3						
4	1'39.015	26.921	23.296	25.177	23.621	342.7	24 1'39.479 27.112 23.496 25.173 23.698 334.4						
5	1'39.168	27.000	23.373	25.214	23.581	344.6	25 1'39.873 26.895 23.381 25.370 24.227 336.2						
6	1'39.229	27.089	23.368	25.200	23.572	342.7	7th 33 Brad BINDER KTM RSA Red Bull KTM Factory Racing						
7	1'38.854	26.917	23.238	25.138	23.561	345.5	Runs=1 Total laps=25 Full laps=24 Valid laps=24						
8	1'38.913	26.977	23.245	25.112	23.579	342.7	Run #	1	Front Tyre	Slick-Medium	Rear Tyre	Slick-Medium	Speed
9	1'39.286	27.056	23.340	25.193	23.697	339.9			New Tyre		New Tyre		
10	1'39.280	27.115	23.370	25.153	23.642	345.5	1	1'42.465	29.972	23.421	25.373	23.699	319.9
11	1'39.097	27.046	23.318	25.122	23.611	342.7	2	1'39.194	27.047	23.333	25.167	23.647	341.8
12	1'39.000	26.890	23.262	25.173	23.675	341.8	3	1'38.982	26.974	23.344	25.163	23.501	349.4
13	1'38.939	26.904	23.275	25.215	23.545	343.6	4	1'39.133	26.901	23.341	25.231	23.660	342.7
Fastest Lap: Marc MARQUEZ SPA Ducati Lenovo Team 1'38.243 26.763 23.259 24.952 23.269							5 1'39.023 26.978 23.416 25.103 23.526 345.5						
							6 1'39.168 26.996 23.404 25.140 23.628 343.6						
							7 1'38.986 26.799 23.372 25.171 23.644 345.5						

These data/results cannot be reproduced, stored and/or transmitted in whole or in part by any manner of electronic, mechanical, photocopying, recording, broadcasting or otherwise now known or herein after developed without the previous express consent by the copyright owner, except for reproduction in daily press and regular printed publications on sale to the public within 60 days of the event related to those data/results and always provided that copyright symbol appears together as follows below.

© DORNA, 2025

Official MotoGP Timing by  TISSOT

www.motogp.com

Termas de Río Hondo, Sunday, March 16, 2025

Page 2 of 6



Race

MotoGP™

Lap	Lap Time	T1	T2	T3	T4	Speed	Lap	Lap Time	T1	T2	T3	T4	Speed
8	1'38.945	26.890	23.288	25.084	23.683	345.5	2	1'39.350	27.066	23.327	25.309	23.648	339.9
9	1'39.244	26.984	23.347	25.254	23.659	343.6	3	1'38.973	26.949	23.208	25.179	23.637	343.6
10	1'39.184	26.898	23.451	25.131	23.704	342.7	4	1'39.011	26.892	23.359	25.144	23.616	341.8
11	1'39.113	26.893	23.305	25.137	23.778	340.8	5	1'39.090	26.976	23.348	25.137	23.629	342.7
12	1'39.058	26.809	23.387	25.243	23.619	340.8	6	1'39.816	27.032	23.462	25.451	23.871	344.6
13	1'39.044	26.900	23.354	25.169	23.621	339.9	7	1'39.081	26.955	23.261	25.117	23.748	343.6
14	1'39.081	26.868	23.389	25.231	23.593	341.8	8	1'38.925	26.938	23.260	25.147	23.580	344.6
15	1'39.259	26.917	23.376	25.239	23.727	340.8	9	1'38.814	26.829	23.294	25.162	23.529	339.0
16	1'39.157	26.940	23.395	25.158	23.664	339.0	10	1'39.259	27.041	23.270	25.272	23.676	342.7
17	1'39.478	27.250	23.382	25.179	23.667	342.7	11	1'39.199	27.018	23.247	25.212	23.722	341.8
18	1'39.114	26.909	23.347	25.241	23.617	341.8	12	1'39.770	27.015	23.432	25.484	23.839	340.8
19	1'39.462	26.975	23.481	25.313	23.693	339.9	13	1'39.668	26.997	23.585	25.271	23.815	340.8
20	1'39.346	26.970	23.432	25.307	23.637	339.0	14	1'39.451	27.023	23.376	25.328	23.724	338.1
21	1'39.478	27.017	23.407	25.333	23.721	339.9	15	1'39.282	26.961	23.267	25.249	23.805	337.1
22	1'39.629	27.130	23.494	25.292	23.713	339.0	16	1'40.174	27.009	24.069	25.365	23.731	335.3
23	1'39.805	27.098	23.491	25.393	23.823	339.0	17	1'39.359	27.048	23.344	25.266	23.701	335.3
24	1'39.940	27.141	23.519	25.519	23.761	339.9	18	1'39.208	26.940	23.387	25.168	23.713	334.4
25	1'40.106	27.105	23.508	25.533	23.960	341.8	19	1'39.313	27.060	23.407	25.213	23.633	334.4

8th 37 **Pedro ACOSTA** KTM SPA
 Red Bull KTM Factory Racing
 Runs=1 Total laps=25 Full laps=24 Valid laps=23

Run #	1	Front Tyre	Slick-Medium	Rear Tyre	Slick-Medium	Speed
		New Tyre		New Tyre		
1	1'42.619	30.047	23.515	25.311	23.746	323.2
2	1'39.354	27.123	23.375	25.266	23.590	342.7
3	1'39.257	27.006	23.257	25.313	23.681	346.5
4	1'39.434	27.290	23.402	25.190	23.552	337.1
5	1'38.960	27.001	23.318	25.157	23.484	342.7
6	1'39.301	26.957	23.333	25.368	23.643	341.8
7	1'39.070	26.915	23.333	25.087	23.735	342.7
8	1'39.390	26.943	23.294	25.519	23.634	344.6
9	1'39.150	27.008	23.351	25.203	23.588	345.5
10	1'39.181	26.942	23.334	25.232	23.673	343.6
11	1'38.882	26.868	23.232	25.176	23.606	340.8
12	1'39.180	26.919	23.260	25.378	23.623	346.5
13	1'38.786	26.876	23.236	25.119	23.555	343.6
14	1'39.071	26.773	23.390	25.295	23.613	344.6
15	1'39.250	26.958	23.413	25.182	23.697	340.8
16	1'39.205	26.945	23.336	25.249	23.675	340.8
17	1'39.887	27.478	23.580	25.169	23.660	339.0
18	1'39.592 *	27.179	23.377	25.271	23.765 *	340.8
19	1'39.656	27.072	23.462	25.267	23.855	339.9
20	1'39.348	27.001	23.349	25.297	23.701	340.8
21	1'39.396	26.995	23.373	25.306	23.722	339.0
22	1'39.625	27.019	23.348	25.338	23.920	339.9
23	1'39.600	27.093	23.451	25.221	23.835	339.9
24	1'39.542	27.035	23.382	25.307	23.818	340.8
25	1'40.010	27.122	23.558	25.437	23.893	340.8

9th 36 **Joan MIR** HONDA SPA
 Honda HRC Castrol
 Runs=1 Total laps=25 Full laps=24 Valid laps=24

Run #	1	Front Tyre	Slick-Medium	Rear Tyre	Slick-Medium	Speed
		New Tyre		New Tyre		
1	1'42.808	30.161	23.478	25.330	23.839	332.7

10th 10 **Luca MARINI** HONDA ITA
 Honda HRC Castrol

Run #	1	Front Tyre	Slick-Medium	Rear Tyre	Slick-Medium	Speed
		New Tyre		New Tyre		
1	1'44.313	30.702	23.951	25.835	23.825	311.1
2	1'39.926	27.092	23.662	25.473	23.699	337.1
3	1'39.544	27.063	23.457	25.344	23.680	339.0
4	1'39.456	27.098	23.429	25.338	23.591	339.0
5	1'39.323	26.977	23.427	25.280	23.639	336.2
6	1'39.600	26.947	23.510	25.416	23.727	336.2
7	1'39.407	26.933	23.400	25.356	23.718	336.2
8	1'39.035	26.883	23.340	25.281	23.531	337.1
9	1'38.997	26.849	23.301	25.333	23.514	339.0
10	1'39.128	26.886	23.364	25.337	23.541	339.9
11	1'39.072	27.026	23.239	25.288	23.519	340.8
12	1'38.945	26.837	23.342	25.246	23.520	332.7
13	1'38.954	26.888	23.298	25.245	23.523	334.4
14	1'38.800	26.837	23.235	25.202	23.526	336.2
15	1'39.070	26.867	23.301	25.248	23.654	335.3
16	1'39.251	26.860	23.368	25.361	23.662	336.2
17	1'39.342	27.038	23.413	25.325	23.566	340.8
18	1'39.191	26.937	23.440	25.219	23.595	339.9
19	1'39.328	27.105	23.396	25.255	23.572	338.1
20	1'39.235	27.042	23.394	25.280	23.519	341.8
21	1'39.317	27.059	23.416	25.264	23.578	337.1
22	1'39.303	26.892	23.392	25.244	23.775	340.8
23	1'39.336	27.018	23.364	25.365	23.589	339.9
24	1'39.317	27.058	23.374	25.306	23.579	340.8
25	1'39.935	27.086	23.575	25.463	23.811	342.7

Fastest Lap: Marc MARQUEZ SPA Ducati Lenovo Team 1'38.243 26.763 23.259 24.952 23.269

These data/results cannot be reproduced, stored and/or transmitted in whole or in part by any manner of electronic, mechanical, photocopying, recording, broadcasting or otherwise now known or herein after developed without the previous express consent by the copyright owner, except for reproduction in daily press and regular printed publications on sale to the public within 60 days of the event related to those data/results and always provided that copyright symbol appears together as follows below.

© DORNA, 2025

Official MotoGP Timing by TISSOT

www.motogp.com

Termas de Río Hondo, Sunday, March 16, 2025

Page 3 of 6



Race

MotoGP™

Lap	Lap Time	T1	T2	T3	T4	Speed
11th	42	Alex RINS		YAMAHA		SPA
Monster Energy Yamaha MotoGP Team						
Runs=1		Total laps=25		Full laps=24		Valid laps=24
Run #	1	Front Tyre	Slick-Medium	Rear Tyre	Slick-Soft	
		New Tyre		New Tyre		
1	1'43.590	30.430	23.660	25.623	23.877	330.9
2	1'39.584	27.140	23.484	25.261	23.699	339.9
3	1'39.468	26.990	23.593	25.208	23.677	336.2
4	1'39.461	27.016	23.462	25.244	23.739	339.0
5	1'39.519	27.086	23.437	25.281	23.715	333.6
6	1'39.505	27.099	23.427	25.326	23.653	333.6
7	1'39.400	27.066	23.396	25.211	23.727	333.6
8	1'39.235	27.023	23.330	25.219	23.663	332.7
9	1'39.434	27.029	23.364	25.332	23.709	333.6
10	1'39.421	27.031	23.374	25.289	23.727	331.8
11	1'39.587	26.940	23.634	25.384	23.629	331.8
12	1'39.258	27.088	23.402	25.193	23.575	335.3
13	1'39.354	26.983	23.444	25.245	23.682	333.6
14	1'39.692	27.011	23.552	25.332	23.797	333.6
15	1'39.616	27.006	23.508	25.345	23.757	330.0
16	1'39.894	27.064	23.606	25.394	23.830	330.9
17	1'39.773	27.105	23.490	25.348	23.830	330.9
18	1'39.782	27.097	23.523	25.344	23.818	330.0
19	1'39.676	27.045	23.536	25.287	23.808	329.2
20	1'39.729	27.135	23.521	25.327	23.746	330.9
21	1'39.577	27.025	23.514	25.285	23.753	329.2
22	1'39.511	27.021	23.451	25.286	23.753	330.0
23	1'39.541	27.006	23.420	25.319	23.796	330.9
24	1'39.524	27.055	23.447	25.282	23.740	330.0
25	1'39.632	27.053	23.525	25.272	23.782	330.0

Lap	Lap Time	T1	T2	T3	T4	Speed
12th	12	Maverick VIÑALES		KTM		SPA
Red Bull KTM Tech3						
Runs=1		Total laps=25		Full laps=24		Valid laps=24
Run #	1	Front Tyre	Slick-Medium	Rear Tyre	Slick-Medium	
		New Tyre		New Tyre		
1	1'44.922	31.057	23.915	25.920	24.030	308.8
2	1'40.374	27.290	23.438	25.676	23.970	330.0
3	1'39.258	27.055	23.327	25.237	23.639	342.7
4	1'39.503	26.920	23.415	25.342	23.826	342.7
5	1'39.532	27.103	23.380	25.359	23.690	339.9
6	1'39.460	27.001	23.476	25.248	23.735	339.9
7	1'39.248	27.079	23.352	25.209	23.608	341.8
8	1'39.680	27.001	23.516	25.473	23.690	341.8
9	1'39.761	27.140	23.376	25.422	23.823	342.7
10	1'39.520	27.133	23.458	25.236	23.693	341.8
11	1'39.398	26.971	23.496	25.302	23.629	341.8
12	1'39.447	27.031	23.488	25.276	23.652	340.8
13	1'39.305	27.019	23.386	25.217	23.683	338.1
14	1'39.542	27.139	23.403	25.281	23.719	339.0
15	1'39.301	26.979	23.413	25.216	23.693	339.9
16	1'39.329	26.931	23.486	25.277	23.635	340.8
17	1'39.509	27.035	23.469	25.272	23.733	337.1
18	1'39.499	26.989	23.569	25.305	23.636	339.9
19	1'39.447	27.056	23.406	25.374	23.611	342.7

Lap	Lap Time	T1	T2	T3	T4	Speed
20	1'39.542	27.061	23.539	25.272	23.670	339.9
21	1'39.654	27.046	23.514	25.308	23.786	339.9
22	1'39.587	27.040	23.506	25.334	23.707	339.9
23	1'39.451	27.011	23.444	25.280	23.716	339.9
24	1'39.434	27.005	23.438	25.278	23.713	340.8
25	1'39.716	27.189	23.474	25.311	23.742	340.8

Lap	Lap Time	T1	T2	T3	T4	Speed
13th	43	Jack MILLER		YAMAHA		AUS
Prima Pramac Yamaha MotoGP						
Runs=1		Total laps=25		Full laps=24		Valid laps=24
Run #	1	Front Tyre	Slick-Medium	Rear Tyre	Slick-Medium	
		New Tyre		New Tyre		
1	1'44.506	30.956	23.785	25.909	23.856	334.4
2	1'39.567	27.080	23.391	25.355	23.741	341.8
3	1'39.612	27.042	23.530	25.267	23.773	339.0
4	1'39.380	27.077	23.477	25.238	23.588	339.0
5	1'39.345	26.983	23.495	25.258	23.609	333.6
6	1'39.566	26.965	23.498	25.404	23.699	335.3
7	1'39.799	26.975	23.454	25.513	23.857	338.1
8	1'39.866	27.077	23.714	25.348	23.727	338.1
9	1'39.497	26.964	23.600	25.348	23.585	335.3
10	1'39.421	26.923	23.425	25.453	23.620	336.2
11	1'39.306	26.946	23.423	25.249	23.688	334.4
12	1'39.363	26.923	23.431	25.367	23.642	335.3
13	1'39.525	26.954	23.544	25.386	23.641	333.6
14	1'39.576	27.088	23.572	25.244	23.672	335.3
15	1'39.460	26.999	23.469	25.358	23.634	333.6
16	1'39.544	26.979	23.522	25.308	23.735	333.6
17	1'39.608	26.986	23.516	25.326	23.780	333.6
18	1'39.542	26.935	23.563	25.374	23.670	334.4
19	1'39.742	26.997	23.490	25.366	23.889	335.3
20	1'39.756	27.108	23.572	25.355	23.721	338.1
21	1'39.593	27.038	23.513	25.354	23.688	334.4
22	1'39.608	26.995	23.556	25.371	23.686	333.6
23	1'39.806	27.015	23.630	25.377	23.784	335.3
24	1'39.565	26.990	23.493	25.354	23.728	336.2
25	1'40.033	27.092	23.555	25.414	23.972	338.1

Lap	Lap Time	T1	T2	T3	T4	Speed
14th	20	Fabio QUARTARARO		YAMAHA		FRA
Monster Energy Yamaha MotoGP Team						
Runs=1		Total laps=25		Full laps=24		Valid laps=23
Run #	1	Front Tyre	Slick-Medium	Rear Tyre	Slick-Medium	
		New Tyre		New Tyre		
1	1'45.160	31.926	23.676	25.537	24.021	339.0
2	1'40.290	27.318	23.703	25.300	23.969	334.4
3	1'40.098	27.330	23.482	25.283	24.003	339.0
4	1'39.530	27.048	23.550	25.220	23.712	337.1
5	1'39.401	27.049	23.536	25.138	23.678	336.2
6	1'39.408	27.033	23.514	25.198	23.663	339.0
7	1'39.318	26.956	23.500	25.234	23.628	338.1
8	1'39.454	27.021	23.494	25.235	23.704	338.1
9	1'39.522	27.024	23.522	25.278	23.698	338.1
10	1'39.638	27.138	23.574	25.200	23.726	339.0
11	1'39.483	27.029	23.496	25.235	23.723	337.1
12	1'39.323	27.027	23.518	25.142	23.636	337.1
13	1'39.322	27.025	23.425	25.212	23.660	340.8

Fastest Lap: Marc MARQUEZ SPA Ducati Lenovo Team 1'38.243 26.763 23.259 24.952 23.269

These data/results cannot be reproduced, stored and/or transmitted in whole or in part by any manner of electronic, mechanical, photocopying, recording, broadcasting or otherwise now known or herein after developed without the previous express consent by the copyright owner, except for reproduction in daily press and regular printed publications on sale to the public within 60 days of the event related to those data/results and always provided that copyright symbol appears together as follows below.

© DORNA, 2025

Official MotoGP Timing by  TISSOT

www.motogp.com

Termas de Río Hondo, Sunday, March 16, 2025

Page 4 of 6



Race

MotoGP™

Lap	Lap Time	T1	T2	T3	T4	Speed	Lap	Lap Time	T1	T2	T3	T4	Speed
14	1'40.082	27.045	23.548	25.290	24.199	339.9	8	1'39.930	27.166	23.636	25.440	23.688	336.2
15	1'39.642	27.151	23.451	25.230	23.810	339.0	9	1'39.897	27.177	23.380	25.315	24.025	338.1
16	1'39.824	27.172	23.562	25.261	23.829	338.1	10	1'39.437	27.080	23.366	25.284	23.707	339.0
17	1'39.496	27.036	23.510	25.182	23.768	339.0	11	1'39.363	26.925	23.385	25.317	23.736	337.1
18	1'39.726	27.067	23.535	25.237	23.887	339.9	12	1'39.427	27.044	23.461	25.294	23.628	336.2
19	1'39.530	27.055	23.496	25.184	23.795	336.2	13	1'39.322	26.994	23.301	25.155	23.872	339.0
20	1'39.520	27.062	23.482	25.247	23.729	335.3	14	1'40.221	27.545	23.589	25.314	23.773	335.3
21	1'39.554 *	27.105	23.441	25.221 *	23.787 *	334.4	15	1'39.960	27.060	23.424	25.459	24.017	337.1
22	1'39.561	27.037	23.447	25.278	23.799	338.1	16	1'39.699	27.094	23.463	25.330	23.812	334.4
23	1'39.716	27.108	23.572	25.267	23.769	339.0	17	1'39.567	27.043	23.454	25.318	23.752	334.4
24	1'39.659	27.116	23.514	25.243	23.786	334.4	18	1'40.170	27.160	23.468	25.421	24.121	334.4
25	1'39.991	27.227	23.531	25.350	23.883	334.4	19	1'39.779	27.178	23.478	25.266	23.857	336.2

15th 25 **Raul FERNANDEZ** APRILIA SPA
Trackhouse MotoGP Team

Run #	1	Front Tyre	Slick-Medium	Rear Tyre	Slick-Medium	Speed
		New Tyre		New Tyre		
1	1'43.800	30.580	23.771	25.490	23.959	320.7
2	1'40.822	27.492	23.528	25.881	23.921	345.5
3	1'39.485	27.077	23.622	25.184	23.602	339.9
4	1'39.326	27.052	23.458	25.193	23.623	343.6
5	1'42.536	27.051	23.598	27.844	24.043	339.0
6	1'39.359	27.047	23.418	25.258	23.636	339.0
7	1'39.483	27.031	23.430	25.332	23.690	338.1
8	1'39.281	26.986	23.419	25.186	23.690	338.1
9	1'39.482	27.189	23.430	25.215	23.648	337.1
10	1'39.478	27.056	23.467	25.241	23.714	339.0
11	1'39.533	26.941	23.556	25.253	23.783	338.1
12	1'39.606	27.033	23.613	25.244	23.716	338.1
13	1'39.409	27.055	23.427	25.179	23.748	339.0
14	1'39.650	27.190	23.458	25.191	23.811	339.0
15	1'39.734	27.167	23.551	25.250	23.766	335.3
16	1'39.639	27.043	23.593	25.243	23.760	335.3
17	1'39.823	27.181	23.529	25.286	23.827	339.0
18	1'39.563	27.025	23.525	25.214	23.799	336.2
19	1'39.733	27.032	23.538	25.248	23.915	337.1
20	1'39.319	26.978	23.441	25.220	23.680	338.1
21	1'39.580	26.999	23.542	25.265	23.774	336.2
22	1'39.723	27.061	23.484	25.325	23.853	339.9
23	1'39.598	27.121	23.437	25.259	23.781	340.8
24	1'39.859	27.082	23.643	25.312	23.822	340.8
25	1'40.193	27.321	23.599	25.326	23.947	340.8

16th 54 **Fermin ALDEGUER** DUCATI SPA
BK8 Gresini Racing MotoGP

Run #	1	Front Tyre	Slick-Medium	Rear Tyre	Slick-Soft	Speed
		New Tyre		New Tyre		
1	1'43.307	30.328	23.653	25.515	23.811	319.9
2	1'39.568	27.078	23.437	25.385	23.668	336.2
3	1'39.431	27.004	23.486	25.268	23.673	335.3
4	1'41.502	27.079	23.302	27.380	23.741	340.8
5	1'39.483	27.087	23.409	25.299	23.688	336.2
6	1'39.247	27.059	23.317	25.253	23.618	339.0
7	1'39.326	27.012	23.301	25.362	23.651	337.1

17th 23 **Enea BASTIANINI** KTM ITA
Red Bull KTM Tech3

Run #	1	Front Tyre	Slick-Medium	Rear Tyre	Slick-Medium	Speed
		New Tyre		New Tyre		
1	1'44.045	30.659	23.895	25.605	23.886	317.5
2	1'53.717	27.165	23.452	36.174	26.926	339.0
3	1'39.845	27.090	23.415	25.389	23.951	335.3
4	1'39.743	26.883	23.442	25.458	23.960	337.1
5	1'39.282	26.843	23.382	25.362	23.695	336.2
6	1'39.608	26.878	23.316	25.451	23.963	335.3
7	1'39.501	26.935	23.386	25.410	23.770	335.3
8	1'39.586	26.939	23.321	25.487	23.839	335.3
9	1'39.690	27.037	23.331	25.318	24.004	335.3
10	1'39.542	26.909	23.385	25.344	23.904	335.3
11	1'39.505	26.917	23.347	25.425	23.816	335.3
12	1'39.442	26.932	23.427	25.294	23.789	335.3
13	1'39.596	26.944	23.428	25.394	23.830	333.6
14	1'39.605	26.893	23.414	25.349	23.949	334.4
15	1'39.487	26.933	23.342	25.421	23.791	336.2
16	1'39.317	26.916	23.314	25.330	23.757	335.3
17	1'39.746	26.938	23.452	25.477	23.879	335.3
18	1'39.653	27.020	23.421	25.352	23.860	336.2
19	1'39.633	26.996	23.487	25.353	23.797	336.2
20	1'39.738	27.039	23.450	25.434	23.815	336.2
21	1'39.885	26.960	23.528	25.468	23.929	336.2
22	1'40.106	27.058	23.550	25.462	24.036	337.1
23	1'40.522	27.318	23.718	25.507	23.979	331.8
24	1'40.162	27.117	23.651	25.453	23.941	334.4
25	1'40.323	27.135	23.693	25.535	23.960	334.4

18th 35 **Somkiat CHANTRA** HONDA THA
IDEMITSU Honda LCR

Run #	1	Front Tyre	Slick-Medium	Rear Tyre	Slick-Soft	Speed
		New Tyre		New Tyre		
1	1'44.832	30.861	24.015	25.942	24.014	308.8

Fastest Lap: Marc MARQUEZ SPA Ducati Lenovo Team **1'38.243** 26.763 23.259 24.952 23.269

These data/results cannot be reproduced, stored and/or transmitted in whole or in part by any manner of electronic, mechanical, photocopying, recording, broadcasting or otherwise now known or herein after developed without the previous express consent by the copyright owner, except for reproduction in daily press and regular printed publications on sale to the public within 60 days of the event related to those data/results and always provided that copyright symbol appears together as follows below.

© DORNA, 2025

Official MotoGP Timing by TISSOT

www.motogp.com

Termas de Río Hondo, Sunday, March 16, 2025



Lap	Lap Time	T1	T2	T3	T4	Speed	Lap	Lap Time	T1	T2	T3	T4	Speed
2	1'40.427	27.258	23.422	25.726	24.021	340.8							
3	1'40.556	27.368	23.396	25.497	24.295	340.8							
4	1'40.110	27.220	23.382	25.530	23.978	342.7							
5	1'40.254	27.171	23.305	25.458	24.320	339.0							
6	1'40.108	27.299	23.408	25.530	23.871	339.9							
7	1'40.246	27.234	23.441	25.586	23.985	338.1							
8	1'40.029	27.342	23.382	25.494	23.811	334.4							
9	1'39.856	27.170	23.404	25.441	23.841	336.2							
10	1'40.106	27.127	23.350	25.475	24.154	335.3							
11	1'40.240	27.229	23.512	25.506	23.993	333.6							
12	1'40.543	27.331	23.490	25.648	24.074	332.7							
13	1'39.992	27.260	23.339	25.504	23.889	334.4							
14	1'39.963	27.185	23.351	25.527	23.900	334.4							
15	1'39.793	27.150	23.315	25.478	23.850	333.6							
16	1'40.042	27.159	23.484	25.467	23.932	333.6							
17	1'40.333	27.221	23.475	25.641	23.996	332.7							
18	1'40.353	27.257	23.506	25.613	23.977	332.7							
19	1'40.250	27.314	23.394	25.623	23.919	333.6							
20	1'40.373	27.338	23.404	25.652	23.979	331.8							
21	1'40.952	27.529	23.596	25.747	24.080	330.0							
22	1'40.807	27.407	23.553	25.654	24.193	333.6							
23	1'41.163	27.701	23.742	25.731	23.989	332.7							
24	1'40.533	27.233	23.625	25.704	23.971	334.4							
25	1'40.932	27.414	23.717	25.683	24.118	331.8							

20th 79

Ai OGURA
Trackhouse MotoGP Team

APRILIA JPN

Runs=1 Total laps=25 Full laps=24 Valid laps=0

Run #	1	Front Tyre	Slick-Medium	Rear Tyre	Slick-Medium	
		New Tyre		New Tyre		
1	1'42.909 *	30.247	23.588 *	25.334 *	23.740 *	320.7
2	1'39.447 *	27.154 *	23.358 *	25.234 *	23.701 *	335.3
3	1'39.039 *	26.941 *	23.264 *	25.222 *	23.612 *	335.3
4	1'39.140 *	26.959 *	23.378 *	25.261 *	23.542 *	336.2
5	1'38.879 *	26.941 *	23.299 *	25.130 *	23.509 *	342.7
6	1'39.109 *	26.953 *	23.293 *	25.382 *	23.481 *	340.8
7	1'38.919 *	26.960 *	23.310 *	25.126 *	23.523 *	339.9
8	1'38.900 *	26.986 *	23.301 *	25.129 *	23.484 *	341.8
9	1'39.165 *	26.995 *	23.331 *	25.152 *	23.687 *	338.1
10	1'39.332 *	27.037 *	23.366 *	25.277 *	23.652 *	345.5
11	1'39.075 *	26.971 *	23.398 *	25.138 *	23.568 *	336.2
12	1'39.084 *	26.968 *	23.325 *	25.180 *	23.611 *	340.8
13	1'39.044 *	26.917 *	23.368 *	25.133 *	23.626 *	339.9
14	1'39.429 *	26.916 *	23.534 *	25.312 *	23.667 *	335.3
15	1'39.696 *	27.279 *	23.587 *	25.250 *	23.580 *	345.5
16	1'39.257 *	27.093 *	23.439 *	25.136 *	23.589 *	339.9
17	1'39.145 *	26.939 *	23.440 *	25.172 *	23.594 *	339.0
18	1'39.094 *	26.991 *	23.340 *	25.146 *	23.617 *	339.9
19	1'39.328 *	27.073 *	23.453 *	25.134 *	23.668 *	339.0
20	1'39.142 *	26.977 *	23.354 *	25.168 *	23.643 *	340.8
21	1'39.467 *	27.100 *	23.495 *	25.246 *	23.626 *	339.0
22	1'39.412 *	27.076 *	23.456 *	25.251 *	23.629 *	339.9
23	1'39.691 *	27.036 *	23.485 *	25.348 *	23.822 *	339.0
24	1'39.822 *	27.029 *	23.428 *	25.499 *	23.866 *	342.7
25	1'40.022 *	27.036 *	23.461 *	25.509 *	24.016 *	341.8

Fastest Lap:	Marc MARQUEZ	SPA	Ducati Lenovo Team	1'38.243	26.763	23.259	24.952	23.269
---------------------	--------------	-----	--------------------	-----------------	--------	--------	--------	--------

These data/results cannot be reproduced, stored and/or transmitted in whole or in part by any manner of electronic, mechanical, photocopying, recording, broadcasting or otherwise now known or herein after developed without the previous express consent by the copyright owner, except for reproduction in daily press and regular printed publications on sale to the public within 60 days of the event related to those data/results and always provided that copyright symbol appears together as follows below.

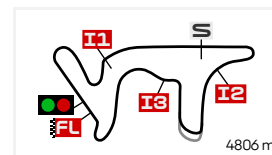
© DORNA, 2025

Official MotoGP Timing by  TISSOT

www.motogp.com

Termas de Río Hondo, Sunday, March 16, 2025

Page 6 of 6



Termas de Río Hondo

ANALYSIS BY LAP

GRAN PREMIO YPF ENERGÍA DE ARGENTINA RACE

Num Lap Time Gap

Num	Lap Time	Gap	Num	Lap Time	Gap	Num	Lap Time	Gap	Num	Lap Time	Gap			
Lap 1			93	1'38.865		21	1'38.864	1.307	5	1'38.944	2.322	49	1'39.286	3.587
93	1'41.378		73	1'38.720	0.136	63	1'38.905	1.835	33	1'38.986	2.836	79	1'39.165	3.759
73	1'41.555	0.177	63	1'38.782	0.895	5	1'38.926	1.981	49	1'38.854	3.021	36	1'38.814	4.120
63	1'41.882	0.504	21	1'38.764	1.176	33	1'39.023	2.276	79	1'38.919	3.327	37	1'39.150	4.787
5	1'42.045	0.667	5	1'39.100	1.313	49	1'39.168	2.532	37	1'39.070	3.880	42	1'39.434	7.448
49	1'42.158	0.780	33	1'38.982	1.513	36	1'39.090	2.711	36	1'39.081	4.014	10	1'38.997	7.853
21	1'42.388	1.010	49	1'39.044	1.742	79	1'38.879	2.893	42	1'39.400	6.412	43	1'39.497	9.390
33	1'42.465	1.087	36	1'38.973	2.003	37	1'38.960	3.103	10	1'39.407	7.454	54	1'39.897	9.943
37	1'42.619	1.241	37	1'39.257	2.102	42	1'39.519	5.101	43	1'39.799	7.660	12	1'39.761	9.990
36	1'42.808	1.430	79	1'39.039	2.267	43	1'39.345	5.889	54	1'39.326	7.749	20	1'39.522	10.433
79	1'42.909	1.531	54	1'39.431	3.178	10	1'39.323	6.041	12	1'39.248	8.182	25	1'39.482	11.826
54	1'43.307	1.929	42	1'39.468	3.514	54	1'39.483	6.770	20	1'39.318	9.090	35	1'39.856	14.670
42	1'43.590	2.212	43	1'39.612	4.557	12	1'39.532	7.068	25	1'39.483	10.696	23	1'39.690	23.269
25	1'43.800	2.422	10	1'39.544	4.655	20	1'39.401	7.958	35	1'40.246	12.418	Lap 10		
23	1'44.045	2.667	25	1'39.485	4.979	25	1'42.536	9.448	23	1'39.501	21.626	73	1'38.364	
10	1'44.313	2.935	12	1'39.258	5.426	35	1'40.254	9.658	Lap 8			93	1'38.453	0.350
43	1'44.506	3.128	20	1'40.098	6.420	23	1'39.282	20.111	73	1'38.823		21	1'38.631	1.152
35	1'44.832	3.454	35	1'40.556	6.687	Lap 6			93	1'38.742	0.266	63	1'38.787	2.439
12	1'44.922	3.544	23	1'39.845	18.479	73	1'38.843		21	1'38.679	0.989	5	1'38.878	2.653
20	1'45.160	3.782	Lap 4			93	1'38.732	0.325	63	1'38.857	2.028	33	1'39.184	4.212
Lap 2			73	1'38.750		21	1'38.674	1.138	5	1'38.750	2.249	49	1'39.280	4.503
93	1'38.885		93	1'39.070	0.184	63	1'38.925	1.917	33	1'38.945	2.958	79	1'39.332	4.727
73	1'38.989	0.281	21	1'38.660	0.950	5	1'38.991	2.129	49	1'38.913	3.111	36	1'39.259	5.015
63	1'39.359	0.978	63	1'39.428	1.437	33	1'39.168	2.601	79	1'38.900	3.404	37	1'39.181	5.604
5	1'39.296	1.078	5	1'39.135	1.562	49	1'39.229	2.918	36	1'38.925	4.116	42	1'39.421	8.505
21	1'39.152	1.277	33	1'39.133	1.760	79	1'39.109	3.159	37	1'39.390	4.447	10	1'39.128	8.617
33	1'39.194	1.396	49	1'39.015	1.871	37	1'39.301	3.561	42	1'39.235	6.824	43	1'39.421	10.447
49	1'39.668	1.563	36	1'39.011	2.128	36	1'39.816	3.684	10	1'39.035	7.666	54	1'39.437	11.016
37	1'39.354	1.710	79	1'39.140	2.521	42	1'39.505	5.763	43	1'39.866	8.703	12	1'39.520	11.146
36	1'39.350	1.895	37	1'39.434	2.650	43	1'39.566	6.612	54	1'39.930	8.856	20	1'39.638	11.707
79	1'39.447	2.093	42	1'39.461	4.089	10	1'39.600	6.798	12	1'39.680	9.039	25	1'39.478	12.940
54	1'39.568	2.612	43	1'39.380	5.051	54	1'39.247	7.174	20	1'39.454	9.721	35	1'40.106	16.412
42	1'39.584	2.911	10	1'39.456	5.225	12	1'39.460	7.685	25	1'39.281	11.154	23	1'39.542	24.447
43	1'39.567	3.810	25	1'39.326	5.419	20	1'39.408	8.523	35	1'40.029	13.624	Lap 11		
10	1'39.926	3.976	54	1'41.502	5.794	25	1'39.359	9.964	23	1'39.586	22.389	73	1'38.533	
25	1'40.822	4.359	12	1'39.503	6.043	35	1'40.108	10.923	Lap 9			93	1'38.473	0.290
35	1'40.427	4.996	20	1'39.530	7.064	23	1'39.608	20.876	73	1'38.810		21	1'38.690	1.309
12	1'40.374	5.033	35	1'40.110	7.911	Lap 7			93	1'38.805	0.261	63	1'38.735	2.641
20	1'40.290	5.187	23	1'39.743	19.336	73	1'38.751		21	1'38.706	0.885	5	1'38.725	2.845
23	1'53.717	17.499	Lap 5			93	1'38.773	0.347	63	1'38.798	2.016	33	1'39.113	4.792
Lap 3			73	1'38.507		21	1'38.746	1.133	5	1'38.700	2.139	49	1'39.097	5.067
93	1'38.759	0.436	63	1'38.828	1.994	33	1'39.244	3.392	79	1'39.075	5.269			

 Lapped rider

These data/results cannot be reproduced, stored and/or transmitted in whole or in part by any manner of electronic, mechanical, photocopying, recording, broadcasting or otherwise now known or herein after developed without the previous express consent by the copyright owner, except for reproduction in daily press and regular printed publications on sale to the public within 60 days of the event related to those data/results and always provided that copyright symbol appears together as follows below.

© DORNA, 2025

Official MotoGP Timing by

www.motogp.com

Termas de Río Hondo, Sunday, March 16, 2025

Page 1 of 3

Num	Lap Time	Gap											
36	1'39.199	5.681											
37	1'38.882	5.953											
10	1'39.072	9.156											
42	1'39.587	9.559											
43	1'39.306	11.220											
54	1'39.363	11.846											
12	1'39.398	12.011											
20	1'39.483	12.657											
25	1'39.533	13.940											
35	1'40.240	18.119											
23	1'39.505	25.419											
Lap 12													
73	1'38.389												
93	1'38.513	0.414											
21	1'38.970	1.890											
63	1'38.846	3.098											
5	1'38.868	3.324											
33	1'39.058	5.461											
49	1'39.000	5.678											
79	1'39.084	5.964											
37	1'39.180	6.744											
36	1'39.770	7.062											
10	1'38.945	9.712											
42	1'39.258	10.428											
43	1'39.363	12.194											
54	1'39.427	12.884											
12	1'39.447	13.069											
20	1'39.323	13.591											
25	1'39.606	15.157											
35	1'40.543	20.273											
23	1'39.442	26.472											
Lap 13													
73	1'38.869												
93	1'38.777	0.322											
21	1'38.736	1.757											
63	1'38.865	3.094											
5	1'38.946	3.401											
33	1'39.044	5.636											
49	1'38.939	5.748											
79	1'39.044	6.139											
37	1'38.786	6.661											
36	1'39.668	7.861											
10	1'38.954	9.797											
42	1'39.354	10.913											
43	1'39.525	12.850											
54	1'39.322	13.337											
12	1'39.305	13.505											
20	1'39.322	14.044											
25	1'39.409	15.697											
35	1'39.992	21.396											
23	1'39.596	27.199											
Lap 14													
73	1'38.750												
93	1'38.671	0.243											
21	1'38.752	1.759											
63	1'39.009	3.353											
5	1'38.948	3.599											
33	1'39.081	5.967											
49	1'39.513	6.511											
79	1'39.429	6.818											
37	1'39.071	6.982											
36	1'39.451	8.562											
10	1'38.800	9.847											
42	1'39.692	11.855											
43	1'39.576	13.676											
12	1'39.542	14.297											
54	1'40.221	14.808											
20	1'40.082	15.376											
25	1'39.650	16.597											
35	1'39.963	22.609											
23	1'39.605	28.054											
Lap 15													
73	1'38.503												
93	1'38.706	0.446											
21	1'39.090	2.346											
63	1'38.860	3.710											
5	1'39.043	4.139											
33	1'39.259	6.723											
49	1'38.805	6.813											
37	1'39.250	7.729											
79	1'39.696	8.011											
36	1'39.282	9.341											
10	1'39.070	10.414											
42	1'39.616	12.968											
43	1'39.460	14.633											
12	1'39.301	15.095											
54	1'39.960	16.265											
20	1'39.642	16.515											
25	1'39.734	17.828											
35	1'39.793	23.899											
23	1'39.487	29.038											
Lap 16													
73	1'38.862												
93	1'38.658	0.242											
21	1'39.173	2.657											
63	1'38.885	3.733											
5	1'38.933	4.210											
33	1'39.157	7.018											
49	1'39.144	7.095											
37	1'39.205	8.072											
79	1'39.257	8.406											
Lap 17													
73	1'38.993												
93	1'38.942	0.191											
21	1'39.068	2.732											
63	1'38.998	3.738											
5	1'39.117	4.334											
49	1'38.705	6.807											
33	1'39.478	7.503											
79	1'39.145	8.558											
37	1'39.887	8.966											
36	1'39.359	11.019											
10	1'39.342	11.152											
42	1'39.773	14.780											
43	1'39.608	15.930											
12	1'39.509	16.078											
54	1'39.567	17.676											
20	1'39.496	17.980											
25	1'39.823	19.435											
35	1'40.333	26.419											
23	1'39.746	30.246											
Lap 18													
73	1'38.812												
93	1'39.021	0.400											
21	1'38.833	2.753											
63	1'38.856	3.782											
5	1'38.904	4.426											
49	1'38.456	6.451											
33	1'39.114	7.805											
79	1'39.094	8.840											
37	1'39.592	9.746											
36	1'39.208	11.415											
10	1'39.191	11.531											
42	1'39.782	15.750											
43	1'39.542	16.660											
12	1'39.499	16.765											
20	1'39.726	18.894											
54	1'40.170	19.034											
25	1'39.563	20.186											
35	1'40.353	27.960											
23	1'39.653	31.087											
Lap 19													
73	1'38.313												
93	1'38.243	0.330											
21	1'38.836	3.276											
63	1'39.043	4.512											
5	1'39.130	5.243											
49	1'38.531	6.669											
33	1'39.462	8.954											
79	1'39.328	9.855											
37	1'39.656	11.089											

Num Lap Time Gap

Lap 24

93	1'38.905	
73	1'39.305	1.589
21	1'39.127	5.383
63	1'39.092	5.920
5	1'39.479	7.485
49	1'38.796	7.725
33	1'39.940	14.059
79	1'39.822	14.296
37	1'39.542	15.507
36	1'39.329	15.761
10	1'39.317	15.961
42	1'39.524	21.902
12	1'39.434	22.474
43	1'39.565	23.324
20	1'39.659	25.028
54	1'39.914	26.394
25	1'39.859	26.592
23	1'40.162	39.727
35	1'40.533	40.632

Lap 25

93	1'39.871	
73	1'39.644	1.362
21	1'39.183	4.695
63	1'39.487	5.536
49	1'39.284	7.138
5	1'39.873	7.487
33	1'40.106	14.294
79	1'40.022	14.447
37	1'40.010	15.646
36	1'39.897	15.787
10	1'39.935	16.025
42	1'39.632	21.663
12	1'39.716	22.319
43	1'40.033	23.486
20	1'39.991	25.148
25	1'40.193	26.914
54	1'41.138	27.661
23	1'40.323	40.179
35	1'40.932	41.693

Lapped rider

These data/results cannot be reproduced, stored and/or transmitted in whole or in part by any manner of electronic, mechanical, photocopying, recording, broadcasting or otherwise now known or herein after developed without the previous express consent by the copyright owner, except for reproduction in daily press and regular printed publications on sale to the public within 60 days of the event related to those data/results and always provided that copyright symbol appears together as follows below.

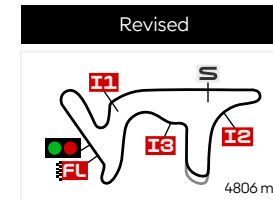
© DORNA, 2025

Official MotoGP Timing by  TISSOT

www.motogp.com

Termas de Río Hondo, Sunday, March 16, 2025

Page 3 of 3



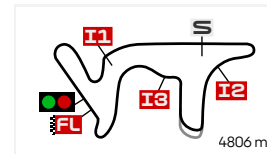
Termas de Río Hondo

2025 ROOKIE OF THE YEAR CLASSIFICATION

GRAN PREMIO YPF ENERGÍA DE ARGENTINA

Rider	Points	Leader	Prev	THA	ARG	AME	QAT	SPA	FRA	GBR	ARA	ITA	NED	GER	CZE	AUT	HUN	CAT	RSM	JPN	INA	AUS	MAL	POR	VAL
1 OGURA Ai [JPN]	17			17 11 6	- -																				
2 ALDEGUER Fermin [SPA]	3	14	14	3 3 -	- -																				

These data/results cannot be reproduced, stored and/or transmitted in whole or in part by any manner of electronic, mechanical, photocopying, recording, broadcasting or otherwise now known or herein after developed without the previous express consent by the copyright owner, except for reproduction in daily press and regular printed publications on sale to the public within 60 days of the event related to those data/results and always provided that copyright symbol appears together as follows below.
 © DORNA, 2025

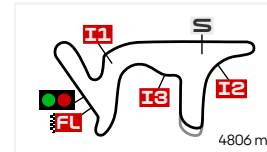


2025 INDEPENDENT TEAM CLASSIFICATION

GRAN PREMIO YPF ENERGÍA DE ARGENTINA

Rider	Points	Leader	Prev	THA	ARG	AME	QAT	SPA	FRA	GBR	ARA	ITA	NED	GER	CZE	AUT	HUN	CAT	RSM	JPN	INA	AUS	MAL	POR	VAL
1 MARQUEZ Alex [SPA]	58			29 20 9	29 20 9																				
2 MORBIDELLI Franco [ITA]	37	21	21	18 13 5	19 16 3																				
3 ZARCO Johann [FRA]	25	33	12	9 9 -	16 10 6																				
4 DI GIANNANTONIO Fabio [ITA]	22	36	3	6 6 -	16 11 5																				
5 OGURA Ai [JPN]	17	41	5	17 11 6	- -																				
6 MILLER Jack [AUS]	8	50	9	5 5 -	3 3 -																				
7 BASTIANINI Enea [ITA]	7	51	1	7 7 -	- -																				
8 VIÑALES Maverick [SPA]	4	54	3	- - -	4 4 -																				
9 ALDEGUER Fermin [SPA]	3	55	1	3 3 -	- -																				
10 OLIVEIRA Miguel [POR]	2	56	1	2 2 -	- -																				
11 FERNANDEZ Raul [SPA]	1	57	1	- - -	1 1 -																				

These data/results cannot be reproduced, stored and/or transmitted in whole or in part by any manner of electronic, mechanical, photocopying, recording, broadcasting or otherwise now known or herein after developed without the previous express consent by the copyright owner, except for reproduction in daily press and regular printed publications on sale to the public within 60 days of the event related to those data/results and always provided that copyright symbol appears together as follows below.
 © DORNA, 2025



2025 INDEPENDENT TEAM CLASSIFICATION

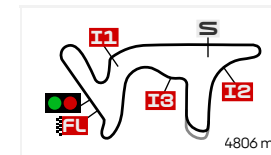
GRAN PREMIO YPF ENERGÍA DE ARGENTINA

Team	Points	Leader	Previous	THA	ARG	AME	QAT	SPA	FRA	GBR	ARA	ITA	NED	GER	CZE	AUT	HUN	CAT	RSM	JPN	INA	AUS	MAL	POR	VAL
1 BK8 GRESINI RACING MOTOGP	61			32	29																				
2 PERTAMINA ENDURO VR46 RACING TEAM	59	2	2	24	35																				
3 LCR HONDA	25	36	34	9	16																				
4 TRACKHOUSE MOTOGP TEAM	18	43	7	17	1																				
5 RED BULL KTM TECH3	11	50	7	7	4																				
6 PRIMA PRAMAC YAMAHA MOTOGP	10	51	1	7	3																				

These data/results cannot be reproduced, stored and/or transmitted in whole or in part by any manner of electronic, mechanical, photocopying, recording, broadcasting or otherwise now known or herein after developed without the previous express consent by the copyright owner, except for reproduction in daily press and regular printed publications on sale to the public within 60 days of the event related to those data/results and always provided that copyright symbol appears together as follows below.
 © DORNA, 2025

2025 RIDERS PERFORMANCE

GRAN PREMIO YPF ENERGÍA DE ARGENTINA



Termas de Río Hondo

(Qualifying Position / Sprint Starting Position - Sprint Position / Race Starting Position - Race Position)

#	Rider	Pts	THA	ARG	AME	QAT	SPA	FRA	GBR	ARA	ITA	NED	GER	CZE	AUT	HUN	CAT	RSM	JPN	INA	AUS	MAL	POR	VAL			
1	MARQUEZ Marc	74	1	1																							
			1-1	1-1																							
			1-1	1-1																							
2	MARQUEZ Alex	58	2	2																							
			2-2	2-2																							
			2-2	2-2																							
3	BAGNAIA Francesco	43	3	4																							
			3-3	4-3																							
			3-3	4-4																							
4	MORBIDELLI Franco	37	6	8																							
			6-5	8-7																							
			9-4	8-3																							
5	ZARCO Johann	25	12	3																							
			12-10	3-4																							
			12-7	3-6																							
6	DI GIANNANTONIO Fabio	22	13	6																							
			13-NC	6-5																							
			13-10	6-5																							
7	BINDER Brad	19	14	11																							
			14-8	11-NL																							
			14-8	11-7																							
8	OGURA Ai	17	5	15																							
			5-4	15-15																							
			5-5	15-DS																							

NC=Not classified NL=Not finished first lap NP=Not started race re-start N2=Not finished first lap race re-start EX=Excluded NS=Not Started DS=Disqualified

These data/results cannot be reproduced, stored and/or transmitted in whole or in part by any manner of electronic, mechanical, photocopying, recording, broadcasting or otherwise now known or herein after developed without the previous express consent by the copyright owner, except for reproduction in daily press and regular printed publications on sale to the public within 60 days of the event related to those data/results and always provided that copyright symbol appears together as follows below.

© DORNA, 2025

#	Rider	Pts	THA	ARG	AME	QAT	SPA	FRA	GBR	ARA	ITA	NED	GER	CZE	AUT	HUN	CAT	RSM	JPN	INA	AUS	MAL	POR	VAL			
9	BEZZECCHI Marco	14	9	9																							
			9-12	9-6																							
			8-6	9-NL																							
10	ACOSTA Pedro	13	7	5																							
			7-6	5-9																							
			6-19	5-8																							
11	MIR Joan	10	11	10																							
			11-9	10-8																							
			11-NC	10-9																							
12	MARINI Luca	10	16	16																							
			16-15	16-13																							
			16-12	16-10																							
13	MILLER Jack	8	4	13																							
			4-NC	13-11																							
			4-11	13-13																							
14	BASTIANINI Enea	7	20	21																							
			20-18	21-14																							
			20-9	20-17																							
15	QUARTARARO Fabio	6	10	7																							
			10-7	7-10																							
			10-15	7-14																							
16	RINS Alex	5	19	12																							
			19-17	12-12																							
			19-17	12-11																							
17	VIÑALES Maverick	4	18	20																							
			18-14	20-18																							
			18-16	19-12																							
18	ALDEGUER Fermin	3	15	14																							
			15-13	14-19																							
			15-13	14-16																							

NC=Not classified NL=Not finished first lap NP=Not started race re-start N2=Not finished first lap race re-start EX=Excluded NS=Not Started DS=Disqualified

These data/results cannot be reproduced, stored and/or transmitted in whole or in part by any manner of electronic, mechanical, photocopying, recording, broadcasting or otherwise now known or herein after developed without the previous express consent by the copyright owner, except for reproduction in daily press and regular printed publications on sale to the public within 60 days of the event related to those data/results and always provided that copyright symbol appears together as follows below.

© DORNA, 2025

Official MotoGP Timing by  TISSOT

www.motogp.com

Termas de Río Hondo, Sunday, March 16, 2025

#	Rider	Pts	THA	ARG	AME	QAT	SPA	FRA	GBR	ARA	ITA	NED	GER	CZE	AUT	HUN	CAT	RSM	JPN	INA	AUS	MAL	POR	VAL			
19	OLIVEIRA Miguel	2	17	17																							
			17-16	17-NC																							
			17-14	-																							
20	FERNANDEZ Raul	1	8	18																							
			8-11	18-16																							
			7-NC	17-15																							
21	CHANTRA Somkiat	0	21	19																							
			21-19	19-17																							
			22-18	18-18																							
22	SAVADORI Lorenzo	0	22	22																							
			22-20	22-NC																							
			21-20	-																							

NC=Not classified NL=Not finished first lap NP=Not started race re-start N2=Not finished first lap race re-start EX=Excluded NS=Not Started DS=Disqualified

These data/results cannot be reproduced, stored and/or transmitted in whole or in part by any manner of electronic, mechanical, photocopying, recording, broadcasting or otherwise now known or herein after developed without the previous express consent by the copyright owner, except for reproduction in daily press and regular printed publications on sale to the public within 60 days of the event related to those data/results and always provided that copyright symbol appears together as follows below.

© DORNA, 2025

Official MotoGP Timing by  TISSOT

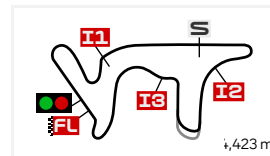
www.motogp.com

Termas de Río Hondo, Sunday, March 16, 2025

OFFICIAL STARTING GRID

GRAN PREMIO YPF ENERGÍA DE ARGENTINA

RACE : 25 LAPS = 120.15 KM



Termas de Río Hondo

1	<p>1 1'36.917 93 Marc MARQUEZ Ducati</p>	2	<p>2 1'37.163 73 Alex MARQUEZ Ducati</p>	3	<p>3 1'37.205 5 Johann ZARCO Honda</p>
2	<p>4 1'37.268 63 Francesco BAGNAIA Ducati</p>	3	<p>5 1'37.274 37 Pedro ACOSTA KTM</p>	4	<p>6 1'37.286 49 Fabio DI GIANNANTONIO Ducati</p>
3	<p>7 1'37.347 20 Fabio QUARTARARO Yamaha</p>	4	<p>8 1'37.382 21 Franco MORBIDELLI Ducati</p>	5	<p>9 1'37.414 72 Marco BEZZECCHI Aprilia</p>
4	<p>10 1'37.596 36 Joan MIR Honda</p>	5	<p>11 1'37.702 33 Brad BINDER KTM</p>	6	<p>12 1'37.749 42 Alex RINS Yamaha</p>
5	<p>13 1'37.604 43 Jack MILLER Yamaha</p>	6	<p>14 1'37.717 54 Fermin ALDEGUER Ducati</p>	7	<p>15 1'37.746 79 Ai OGURA Aprilia</p>
6	<p>16 1'37.983 10 Luca MARINI Honda</p>	7	<p>17 1'38.157 25 Raul FERNANDEZ Aprilia</p>	8	<p>18 1'38.168 35 Somkiat CHANTRA Honda</p>
7	<p>19 1'38.246 12 Maverick VIÑALES KTM</p>	8	<p>20 1'38.328 23 Enea BASTIANINI KTM</p>		

FIM MotoGP Stewards long lap penalty for rider #54

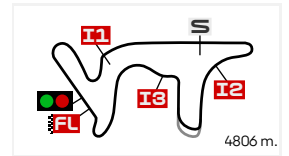
The results are provisional until the end of the limit for protest and appeal
 Time limit for protest expires 60' after publication of the results - **Nicolas TORTONE** Time: **11:12**
 These data/results cannot be reproduced, stored and/or transmitted in whole or in part by any manner of electronic, mechanical, photocopying, recording, broadcasting or otherwise now known or herein after developed without the previous express consent by the copyright owner, except for reproduction in daily press and regular printed publications on sale to the public within 60 days of the event related to those data/results and always provided that copyright symbol appears together as follows below.

© DORNA, 2025

Official MotoGP Timing by TISSOT

www.motogp.com

Termas de Río Hondo, Sunday, March 16, 2025



Termas de Río Hondo

TOP SPEED & AVERAGE

GRAN PREMIO YPF ENERGÍA DE ARGENTINA

RACE

#	Rider	Nation	Motorcycle	Top 5 speeds					Average	Top
33	Brad BINDER	RSA	KTM	349.4	345.5	345.5	345.5	343.6	345.5	349.4
21	Franco MORBIDELLI	ITA	DUCATI	346.5	345.5	342.7	341.8	341.8	343.7	346.5
37	Pedro ACOSTA	SPA	KTM	346.5	346.5	345.5	344.6	344.6	345.5	346.5
49	Fabio DI GIANNANTONIO	ITA	DUCATI	346.5	345.5	345.5	345.5	344.6	345.2	346.5
63	Francesco BAGNAIA	ITA	DUCATI	346.5	345.5	344.6	344.6	344.6	345.1	346.5
25	Raul FERNANDEZ	SPA	APRILIA	345.5	343.6	340.8	340.8	340.8	342.3	345.5
79	Ai OGURA	JPN	APRILIA	345.5	345.5	342.7	342.7	341.8	343.3	345.5
36	Joan MIR	SPA	HONDA	344.6	344.6	343.6	343.6	342.7	343.6	344.6
5	Johann ZARCO	FRA	HONDA	343.6	340.8	340.8	340.8	339.9	340.7	343.6
93	Marc MARQUEZ	SPA	DUCATI	343.6	342.7	342.7	342.7	341.8	342.6	343.6
10	Luca MARINI	ITA	HONDA	342.7	341.8	340.8	340.8	340.8	341.3	342.7
12	Maverick VIÑALES	SPA	KTM	342.7	342.7	342.7	342.7	341.8	342.3	342.7
35	Somkiat CHANTRA	THA	HONDA	342.7	340.8	340.8	339.9	339.0	340.6	342.7
43	Jack MILLER	AUS	YAMAHA	341.8	339.0	339.0	338.1	338.1	338.9	341.8
20	Fabio QUARTARARO	FRA	YAMAHA	340.8	339.9	339.9	339.0	339.0	339.4	340.8
54	Fermin ALDEGUER	SPA	DUCATI	340.8	339.0	339.0	339.0	339.0	339.4	340.8
42	Alex RINS	SPA	YAMAHA	339.9	339.0	336.2	335.3	333.6	335.2	339.9
23	Enea BASTIANINI	ITA	KTM	339.0	337.1	337.1	336.2	336.2	336.7	339.0
73	Alex MARQUEZ	SPA	DUCATI	339.0	338.1	338.1	338.1	336.2	337.6	339.0

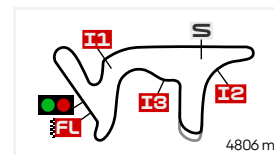
These data/results cannot be reproduced, stored and/or transmitted in whole or in part by any manner of electronic, mechanical, photocopying, recording, broadcasting or otherwise now known or herein after developed without the previous express consent by the copyright owner, except for reproduction in daily press and regular printed publications on sale to the public within 60 days of the event related to those data/results and always provided that copyright symbol appears together as follows below.

© DORNA, 2025

Official MotoGP Timing by www.motogp.com

Termas de Río Hondo, Sunday, March 16, 2025

FASTEST LAPS SEQUENCE

GRAN PREMIO YPF ENERGÍA DE ARGENTINA
RACE

Termas de Río Hondo

Lap	Race Time	# Rider	Nation	Motorcycle	Time	Km/h	Riders's Lap
2	3'20.263	93 Marc MARQUEZ	SPA	DUCATI	1'38.885	174.9	2
3	4'59.128	93 Marc MARQUEZ	SPA	DUCATI	1'38.865	175.0	3
3	4'59.264	73 Alex MARQUEZ	SPA	DUCATI	1'38.720	175.2	3
4	6'38.964	21 Franco MORBIDELLI	ITA	DUCATI	1'38.660	175.3	4
5	8'16.521	73 Alex MARQUEZ	SPA	DUCATI	1'38.507	175.6	5
10	16'30.112	73 Alex MARQUEZ	SPA	DUCATI	1'38.364	175.8	10
19	31'18.136	73 Alex MARQUEZ	SPA	DUCATI	1'38.313	175.9	19
19	31'18.466	93 Marc MARQUEZ	SPA	DUCATI	1'38.243	176.1	19

These data/results cannot be reproduced, stored and/or transmitted in whole or in part by any manner of electronic, mechanical, photocopying, recording, broadcasting or otherwise now known or herein after developed without the previous express consent by the copyright owner, except for reproduction in daily press and regular printed publications on sale to the public within 60 days of the event related to those data/results and always provided that copyright symbol appears together as follows below.

© DORNA, 2025

Official MotoGP Timing by  TISSOT

www.motogp.com

Termas de Río Hondo, Sunday, March 16, 2025